Bachelor program 50003 OWKB

Onderwijswetenschappen

Onderwijswetenschappen

Nationale Studenten Enquete 2021

Universiteit Utrecht

	2018	2021		Netherlands	Faculty
▶	3.95	**4.15**	Satisfied with program	4.11	4.02 ▶
	3.91	**3.97**	General skills	4.06	3.85
▶	3.80	**4.28**	Education feasibility	4.20	4.10 ▶
▶	4.12	**4.42**	Atmosphere	4.11 ▷	3.95 ▶
	4.15	**4.28**	Would choose again	4.26	4.26
▶	3.74	**3.98**	Content & organisation	3.78 ▷	3.92
	3.56	**3.39**	Connection to practice	3.10 ▷	2.75 ▶
▶	3.63	**3.95**	Teachers	4.02	3.88 ▷
▶	2.67	**3.28**	English	◀ 3.94	◀ 3.62
▶	3.61	**4.05**	Counseling	3.66 ▷	3.82 ▶
▷	3.67	**3.82**	Assessment	3.86	3.82
		4.05	Engagement & contact	4.14	3.99

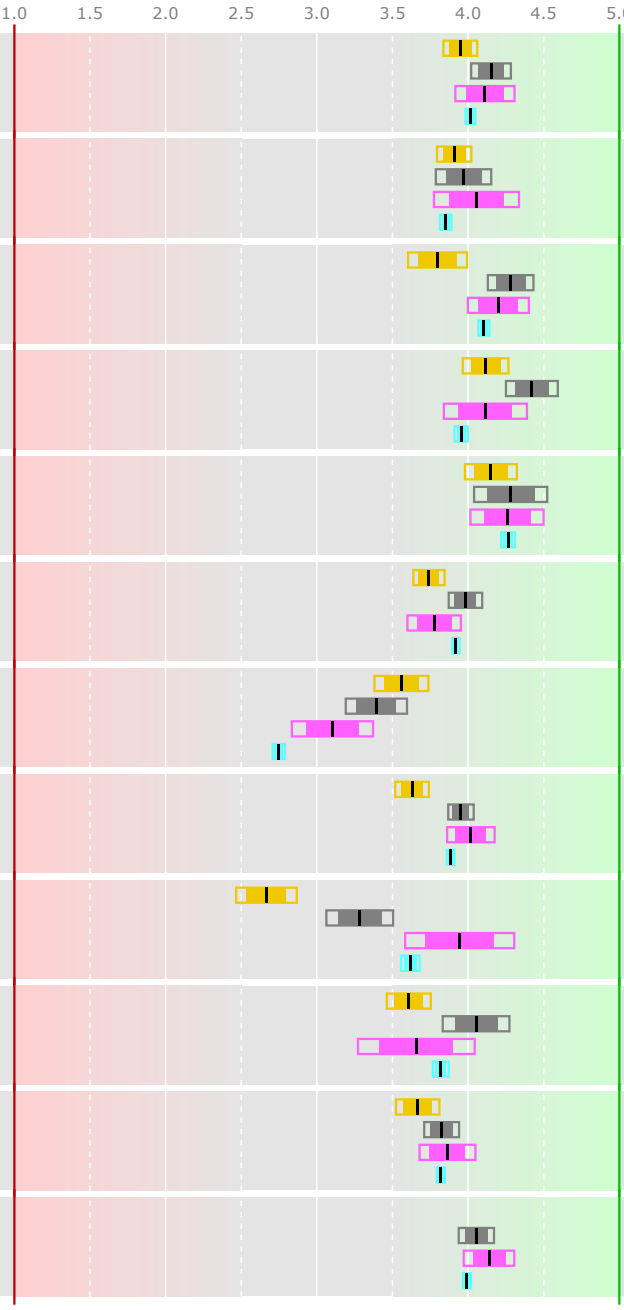

Response: 66 out of 139 = 47.5%

Compared to previous years

- program in 2018 (n=136)
- OWKB in 2021 (n=66)
- 95% confidence interval
- 80% confidence interval

Compared to similar programs in NL

- Netherlands

UvA: Onderwijswetenschappen (n=36)

Compared to Bachelor program in faculty FSW

- Faculty FSW

Culturele Antropologie en Ontwikkelings (n=129)
Sociologie (n=122)
Psychologie (n=676)
Pedagogische Wetenschappen (n=287)
Algemene Sociale Wetenschappen (n=291)

The UU program in 2021 is...

- ▶ probably better
- ▷ possibly better
- ◁ possibly worse
- ◀ probably worse

...than the comparison group

Bachelorprogram 50003 OWKB

Onderwijswetenschappen
Onderwijswetenschappen

Content & organisation

2018	2021		Netherlands	Faculty
3.84 ▷	**4.02**	Satisfied with content	4.08	4.13
3.74	**3.88**	Up-to-date	4.03	◁ 4.07
3.83 ▷	**3.97**	Quality materials	4.09	4.06
3.88	**3.95**	Program level	4.06	4.00
3.73 ▶	**3.98**	Work methods	3.62 ▶	3.72 ▶
3.56 ▶	**3.91**	Can broaden/deepen	3.62 ▷	3.97
	4.00	Program coordination	3.62 ▷	3.80 ▶
3.61	**3.78**	Challenging	◁ 4.00	3.85
4.03 ▶	**4.39**	Shape your own program	3.18 ▶	3.88 ▶

Connection to practice

3.52 ▶	**3.83**	Satisfied with practice	3.64	3.14 ▶
3.49	**3.43**	Skills for practice	3.15 ▷	2.86 ▶
◁ 3.67	**3.36**	Link to professionals	3.06 ▷	2.64 ▶

Teachers

3.60 ▶	**4.08**	Satisfied with teachers	4.23	4.01
3.86 ▶	**4.11**	Involvement	4.06	3.78 ▶
3.43 ▶	**3.98**	Didactic skills	3.97	3.90
4.00 ▶	**4.33**	Content expertise	4.32	4.25
3.66 ▷	**3.85**	Practice knowledge	3.97	3.80
3.71 ▶	**4.02**	Supportive	3.94	3.78 ▶
◁ 3.51	**3.34**	Inspiring	◀ 3.71	◀ 3.53
	4.05	Understandable	4.00	4.03
	3.93	Encourage questions	◁ 4.18	4.01

Counseling

2018	2021		Netherlands	Faculty
3.68 ▶	**4.13**	Satisfied with counseling	3.80 ▷	3.66 ▶
3.88 ▷	**4.13**	Opportunity	3.74 ▷	3.92 ▷
3.71 ▷	**3.97**	Quality	3.58 ▷	3.72 ▷

Assessment

3.64	**3.78**	Satisfied with assessment	3.83	3.80
3.66 ▷	**3.84**	Exam matches content	3.88	3.89
3.83	**3.92**	Clear criteria	3.94	3.93
3.68	**3.79**	Quality knowledge exam	3.85	3.83
3.49	**3.63**	Quality practice exam	3.67	3.66
	3.85	Exam form follows content	3.79	3.85
3.70 ▷	**3.93**	Feedback on exams	4.06	3.75 ▷

Engagement & contact

3.86 ▶	**4.37**	Teachers reachable	4.33	4.08 ▶
	3.88	Feedback	4.00	3.82
	4.30	Feel safe	4.21	4.23
	4.02	Feel at home	4.15	4.00
	3.79	Feel inspired	◁ 4.03	◀ 4.08
	4.07	Regularly engaged	4.18	3.96
	3.56	Involved outside lessons	3.82	◁ 3.76
	4.09	Feedback appreciated	4.09	3.80 ▶
3.48 ▶	**4.42**	Course evaluations	4.42	4.19 ▶

General

3.75 ▶	**4.03**	Information	3.86	3.84 ▶
3.87	**3.80**	Facilities	3.49 ▶	3.64 ▷
	2.95	Study pressure	3.18	3.12

"study pressure" is coded as: 1=too low, 3=good, 5=too high

Reaction of program management:
We zijn tevreden dat bijna 100 studenten de moeite hebben genomen om de NSE in te vullen en we zijn erg tevreden met hoe jullie de opleiding hebben geëvalueerd. Gezien de moeilijke omstandigheden van de Corona-pandemie en het online onderwijs zijn we erg blij dat jullie aangeven tevreden te zijn met de opleiding en dat de sfeer op de opleiding goed is. Ook andere sterke punten van de opleiding komen duidelijk naar voren: de begeleiding (door o.a. de tutoren), de studeerbaarheid en de inhoud van het programma. In vergelijking met eerdere jaren, scoort de opleiding wat lager op aansluiting bij de praktijk. Mogelijk komt dit door het wegvallen van de bachelorstage in het eerste semester. We hopen dat deze in het nieuwe studiejaar wel door kan gaan.

data analysis:
Jeroen Fokker - Departement Computer Science - Utrecht University
Hossein Al Mahmoudi - UBD Teaching Policy - Utrecht University

Bachelor program 50007

Bestuurs- en Organisatiewetenschap

Nationale Studenten Enquete 2021

Universiteit Utrecht

2018	2021		Netherlands	Faculty
4.52	**4.49**	Satisfied with program	3.86 ▶	3.83 ▶
4.53 ▶	**4.67**	General skills	3.79 ▶	3.51 ▶
3.79 ▶	**4.23**	Education feasibility	3.98 ▶	3.90 ▶
4.58 ▷	**4.69**	Atmosphere	3.89 ▶	3.81 ▶
◁ 4.70	**4.60**	Would choose again	3.94 ▶	4.10 ▶
4.26	**4.20**	Content & organisation	3.70 ▶	3.85 ▶
◀ 3.89	**3.71**	Connection to practice	3.01 ▶	2.79 ▶
4.13 ▶	**4.30**	Teachers	3.80 ▶	3.78 ▶
3.64 ▷	**3.95**	English	3.63 ▶	3.66 ▶
3.91 ▷	**4.08**	Counseling	3.80 ▶	3.71 ▶
4.00	**4.03**	Assessment	3.62 ▶	3.58 ▶
	4.28	Engagement & contact	3.81 ▶	3.88 ▶

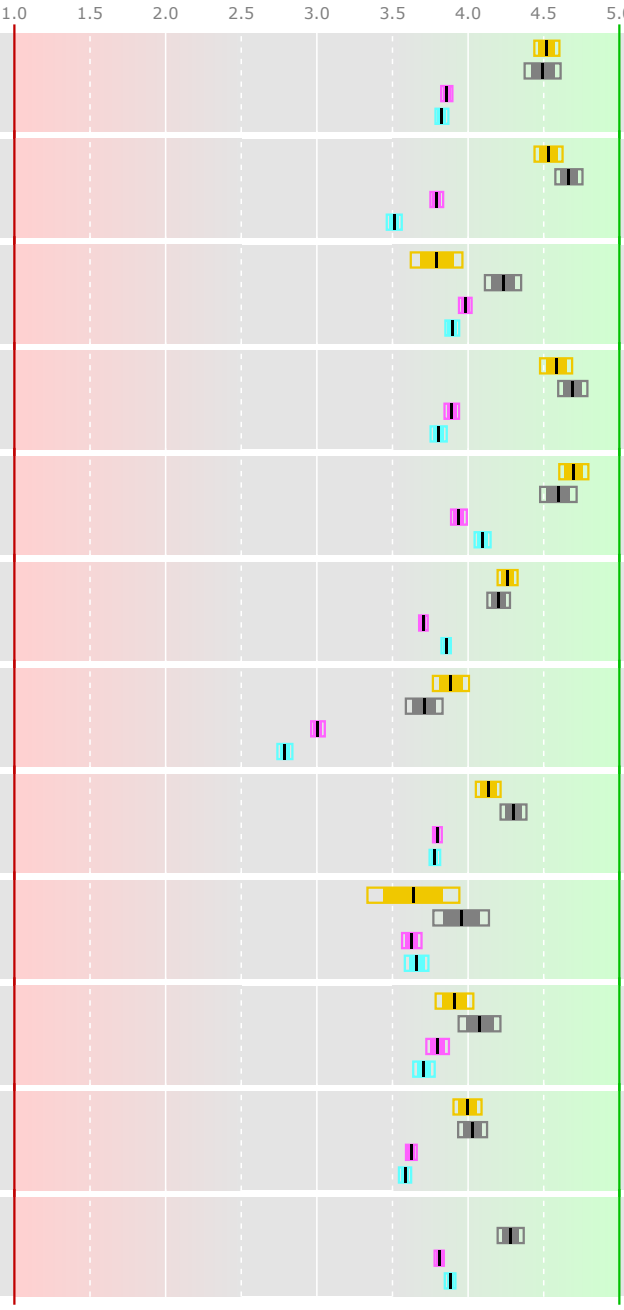

Response: 136 out of 344 = 39.5%

Compared to previous years

- program in 2018 (n=144)
- program in 2021 (n=136)
- 95% confidence interval
- 80% confidence interval

The UU program in 2021 is...

- ▶ probably better
- ▷ possibly better
- ◁ possibly worse
- ◀ probably worse

...than the comparison group

Compared to similar programs in NL

- Netherlands

Leiden: Bestuurskunde (n=341)
Rotterdam: Bestuurskunde (n=396)
Delft: Technische Bestuurskunde (n=267)
Twente: European Public Administration (n=83)
VU: Bestuurs- en Organisatiewetensc (n=145)
Nijmegen: Bestuurskunde (n=148)
Tilburg: Bestuurskunde (n=124)

Compared to Bachelor program in faculty REBO

- Faculty REBO

Rechtsgeleerdheid (n=707)
Economie en Bedrijfseconomie (n=379)
Philosophy, Politics and Economics (n=82)

Bachelorprogram 50007

Bestuurs- en Organisatiewetenschap

Content & organisation

2018	2021		Netherlands	Faculty
4.26 ▷	**4.36**	Satisfied with content	3.91 ▶	3.99 ▶
4.59 ▶	**4.74**	Up-to-date	4.19 ▶	4.01 ▶
4.23	**4.15**	Quality materials	3.80 ▶	4.03 ▶
4.27	**4.25**	Program level	3.81 ▶	4.01 ▶
4.40	**4.35**	Work methods	3.64 ▶	3.62 ▶
4.03 ▷	**4.21**	Can broaden/deepen	3.61 ▶	3.80 ▶
	4.14	Program coordination	3.76 ▶	3.77 ▶
◁ 4.20	**4.06**	Challenging	3.62 ▶	3.94 ▷
◀ 4.00	**3.68**	Shape your own program	3.19 ▶	3.64

Connection to practice

3.77	**3.75**	Satisfied with practice	3.29 ▶	3.23 ▶
3.86	**3.85**	Skills for practice	3.13 ▶	2.90 ▶
◀ 4.03	**3.57**	Link to professionals	2.88 ▶	2.67 ▶

Teachers

4.37	**4.43**	Satisfied with teachers	3.86 ▶	3.89 ▶
4.35 ▶	**4.56**	Involvement	3.69 ▶	3.64 ▶
4.16 ▶	**4.39**	Didactic skills	3.80 ▶	3.83 ▶
4.37 ▷	**4.50**	Content expertise	4.17 ▶	4.19 ▶
4.00	**4.04**	Practice knowledge	3.78 ▶	3.79 ▶
4.20 ▷	**4.34**	Supportive	3.62 ▶	3.64 ▶
3.92	**4.00**	Inspiring	3.31 ▶	3.33 ▶
	4.26	Understandable	3.92 ▶	3.89 ▶
	4.32	Encourage questions	4.08 ▶	3.95 ▶

Counseling

2018	2021		Netherlands	Faculty
4.12	**4.23**	Satisfied with counseling	3.66 ▶	3.60 ▶
4.21	**4.20**	Opportunity	3.86 ▶	3.76 ▶
3.86	**3.95**	Quality	3.74 ▶	3.65 ▶

Assessment

3.98 ▶	**4.17**	Satisfied with assessment	3.57 ▶	3.54 ▶
4.09	**4.13**	Exam matches content	3.70 ▶	3.73 ▶
3.88	**3.99**	Clear criteria	3.70 ▶	3.48 ▶
4.10	**4.09**	Quality knowledge exam	3.66 ▶	3.75 ▶
3.91	**4.03**	Quality practice exam	3.59 ▶	3.58 ▶
	4.07	Exam form follows content	3.70 ▶	3.79 ▶
3.94	**3.86**	Feedback on exams	3.40 ▶	3.16 ▶

Engagement & contact

4.30 ▷	**4.46**	Teachers reachable	3.98 ▶	4.04 ▶
	4.02	Feedback	3.61 ▶	3.49 ▶
	4.53	Feel safe	4.22 ▶	4.20 ▶
	4.42	Feel at home	3.83 ▶	3.89 ▶
	4.24	Feel inspired	3.69 ▶	3.84 ▶
	4.09	Regularly engaged	3.74 ▶	3.94 ▷
	3.97	Involved outside lessons	3.42 ▶	3.64 ▶
	4.30	Feedback appreciated	3.75 ▶	3.76 ▶
3.50 ▶	**4.51**	Course evaluations	4.05 ▶	4.12 ▶

General

3.94 ▶	**4.29**	Information	3.72 ▶	3.79 ▶
3.69 ▶	**4.02**	Facilities	3.62 ▶	3.70 ▶
	3.20	Study pressure	3.11	3.26

"study pressure" is coded as: 1=too low, 3=good, 5=too high

data analysis:
Jeroen Fokker - Departement Computer Science - Utrecht University
Hossein Al Mahmoudi - UBD Teaching Policy - Utrecht University

Bachelor program 50035 CULB

Nationale Studenten Enquete 2021

Culturele antropologie en ontwikkelingssociologie

Culturele Antropologie en Ontwikkelingssociologie

Universiteit Utrecht

2018	2021		Netherlands	Faculty
◀ 4.20	**4.00**	Satisfied with program	3.98	4.02
4.03	**3.95**	General skills	3.82 ▷	3.84 ▷
3.58 ▶	**4.02**	Education feasibility	3.93	◁ 4.12
◀ 4.50	**4.11**	Atmosphere	4.16	3.96 ▷
◁ 4.51	**4.30**	Would choose again	4.13 ▷	4.26
3.90 ▶	**4.10**	Content & organisation	3.88 ▶	3.90 ▶
2.85	**2.85**	Connection to practice	2.96	2.77
3.91 ▷	**4.01**	Teachers	3.99	3.87 ▶
3.53 ▶	**4.08**	English	3.85 ▶	3.54 ▶
3.66	**3.63**	Counseling	◀ 3.91	◀ 3.85
3.87	**3.95**	Assessment	3.70 ▶	3.81 ▶
	4.15	Engagement & contact	3.99 ▶	3.98 ▶

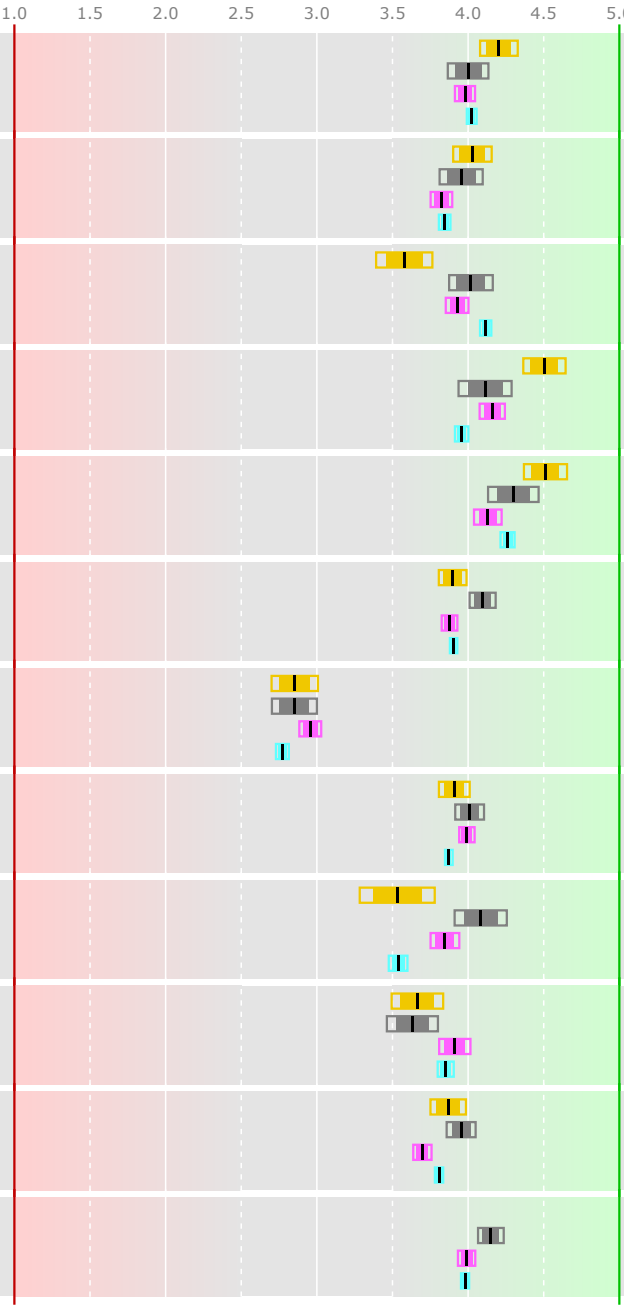

Response: 111 out of 310 = 35.8%

Compared to previous years

- program in 2018 (n=108)
- CULB in 2021 (n=111)
- 95% confidence interval
- 80% confidence interval

Compared to similar programs in NL

- Netherlands

Leiden: Culturele Antropologie en Ontwi (n=159)
UvA: Culturele Antropologie en Ontwi (n=122)
VU: Culturele Antropologie en Ontwi (n=75)
Nijmegen: Culturele Antropologie en Ontwi (n=83)

Compared to Bachelor program in faculty FSW

- Faculty FSW

Onderwijswetenschappen (n=96)
Sociologie (n=122)
Psychologie (n=676)
Pedagogische Wetenschappen (n=287)
Algemene Sociale Wetenschappen (n=291)

The UU program in 2021 is...

- ▶ probably better
- ▷ possibly better
- ◁ possibly worse
- ◀ probably worse

...than the comparison group

Bachelorprogram 50035 CULB

Culturele antropologie en ontwikkelingssociologie Culturele Antropologie en Ontwikkelingssociologie

Content & organisation

2018	2021		Netherlands	Faculty
3.96 ▶	**4.17**	Satisfied with content	4.07	4.12
4.18	**4.14**	Up-to-date	4.11	4.04
3.93 ▶	**4.12**	Quality materials	4.07	4.05
3.96 ▶	**4.17**	Program level	4.07 ▷	3.99 ▶
3.70	**3.83**	Work methods	3.69 ▷	3.73 ▷
3.98 ▶	**4.25**	Can broaden/deepen	3.91 ▶	3.93 ▶
	3.75	Program coordination	3.78	3.81
3.76 ▶	**4.02**	Challenging	3.90 ▷	3.84 ▶
4.39	**4.44**	Shape your own program	3.50 ▶	3.85 ▶

Connection to practice

◀ 3.48	**3.18**	Satisfied with practice	3.10	3.18
3.04	**2.97**	Skills for practice	3.03	2.88
2.82	**2.73**	Link to professionals	◁ 2.88	2.67

Teachers

4.01 ▷	**4.16**	Satisfied with teachers	4.07 ▷	4.00 ▶
4.06	**4.06**	Involvement	4.00	3.77 ▶
3.85	**3.93**	Didactic skills	3.93	3.90
4.15 ▶	**4.36**	Content expertise	4.33	4.24 ▷
3.84	**3.84**	Practice knowledge	◁ 4.01	3.80
3.94	**3.90**	Supportive	3.74 ▷	3.78 ▷
3.92	**3.91**	Inspiring	3.85	3.48 ▶
	4.02	Understandable	3.91 ▷	4.03
	4.06	Encourage questions	4.14	4.00

Counseling

2018	2021		Netherlands	Faculty
◁ 3.63	**3.45**	Satisfied with counseling	◀ 3.77	◀ 3.71
3.87	**3.79**	Opportunity	◁ 3.98	◁ 3.95
◁ 3.69	**3.47**	Quality	◀ 3.84	◀ 3.76

Assessment

3.78	**3.85**	Satisfied with assessment	3.73 ▷	3.79
3.99 ▷	**4.11**	Exam matches content	3.83 ▶	3.87 ▶
3.83	**3.85**	Clear criteria	3.57 ▶	3.93
3.97	**4.05**	Quality knowledge exam	3.80 ▶	3.81 ▶
3.67 ▶	**3.91**	Quality practice exam	3.63 ▶	3.64 ▶
	3.99	Exam form follows content	3.83 ▶	3.83 ▶
3.82	**3.77**	Feedback on exams	3.52 ▶	3.76

Engagement & contact

3.94 ▷	**4.13**	Teachers reachable	4.15	4.09
	3.77	Feedback	3.66	3.82
	4.41	Feel safe	4.20 ▶	4.21 ▶
	4.30	Feel at home	3.89 ▶	3.98 ▶
	4.44	Feel inspired	4.21 ▶	4.03 ▶
	4.15	Regularly engaged	3.94 ▶	3.95 ▶
	4.13	Involved outside lessons	3.89 ▶	3.71 ▶
	3.83	Feedback appreciated	3.85	3.82
3.07 ▶	**4.19**	Course evaluations	4.13	4.20

General

3.86	**3.93**	Information	3.84	3.84
◀ 3.95	**3.38**	Facilities	◁ 3.55	◀ 3.67
	3.36	Study pressure	3.33	3.09

"study pressure" is coded as: 1=too low, 3=good, 5=too high

Reaction of program management:
Ik zou graag willen aangeven dat de uitkomst van de NSE, zoals gewoonlijk, goed is en niet meteen aanleiding is voor veel opmerkingen of vragen. Een uitzondering is wellicht de aansluiting tussen opleiding en loopbaan, daar is de scoren lager, maar niet significant anders dan het landelijke of facultaire gemiddelde. De bevinding is spijtig omdat er juist in de afgelopen tijd goed is geïnvesteerd op dit punt. Er zijn stappen gezet in tutoraat, en in samenwerking met career services binnen de faculteit. Het is in dat opzicht wel teleurstellend dat die inspanningen zich niet hebben vertaald in een betere beoordeling op dit punt. Mijn vermoeden is dat dit mogelijk samenhangt met het gegeven dat de opleiding culturele antropologie geen duidelijk en maatschappelijk herkenbaar arbeidsmarkt profiel heeft, zoals bijvoorbeeld het geval is bij een opleiding als onderwijskunde of rechten.

data analysis:
Jeroen Fokker - Departement Computer Science - Utrecht University
Hossein Al Mahmoudi - UBD Teaching Policy - Utrecht University

Bachelor program 50290

English Language and Culture

Nationale Studenten Enquete 2021

Universiteit Utrecht

2018	2021		Netherlands	Faculty
4.19	**4.18**	Satisfied with program	4.02 ▶	3.97 ▶
3.98	**3.91**	General skills	3.91	3.80 ▷
3.65 ▶	**4.09**	Education feasibility	4.06	4.08
4.36	**4.22**	Atmosphere	4.23	4.18
4.04 ▷	**4.28**	Would choose again	4.22	4.11 ▶
3.79 ▶	**3.99**	Content & organisation	3.91 ▷	3.96
2.51 ▶	**2.87**	Connection to practice	2.78	2.75 ▷
4.11	**4.15**	Teachers	4.16	3.99 ▶
4.73	**4.74**	English	4.78	4.03 ▶
3.58 ▶	**3.89**	Counseling	3.91	3.94
3.87	**3.88**	Assessment	3.91	3.87
	4.09	Engagement & contact	4.06	4.05

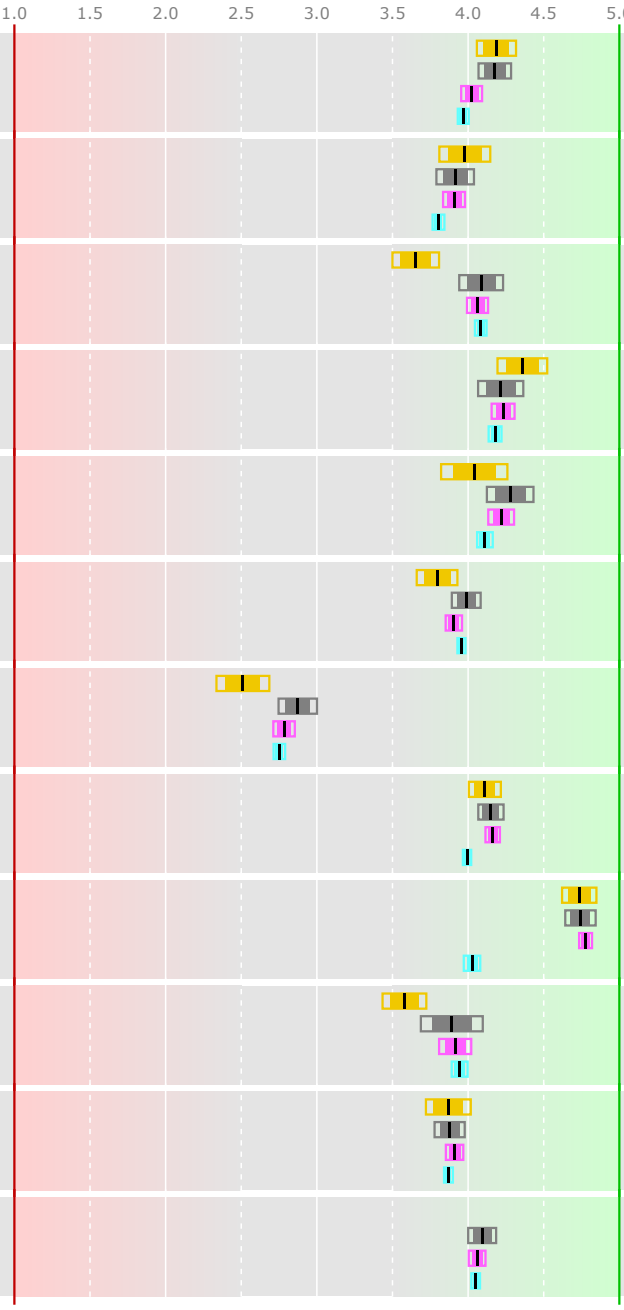

Response: 119 out of 323 = 36.8%

Compared to previous years

- program in 2018 (n=96)
- program in 2021 (n=119)
- 95% confidence interval
- 80% confidence interval

The UU program in 2021 is...

- ▶ probably better
- ▷ possibly better
- ◁ possibly worse
- ◀ probably worse

...than the comparison group

Compared to similar programs in NL

- Netherlands

Leiden: Engelse Taal en Cultuur (n=163)
Groningen: English Language and Culture (n=119)
UvA: Engelse Taal en Cultuur (n=83)
Nijmegen: Engelse Taal en Cultuur (n=147)

Compared to Bachelor program in faculty GW

- Faculty GW

Liberal Arts and Sciences (n=226)
Religiewetenschappen (n=10)
Media en Cultuur (n=160)
Geschiedenis (n=296)
Islam en Arabisch (n=5)
Wijsbegeerte (n=49)
Keltische Talen en Cultuur (n=16)
Muziekwetenschap (n=35)
Taal- en Cultuurstudies (n=191)
Literatuurwetenschap (n=67)
Taalwetenschap (n=44)
Nederlandse Taal en Cultuur (n=45)
Duitse Taal en Cultuur (n=18)
Franse Taal en Cultuur (n=17)
Italiaanse Taal en Cultuur (n=12)
Spaanse Taal en Cultuur (n=30)
Kunstgeschiedenis (n=53)
Communicatie- en Informatiewetenschappe (n=141)
Kunstmatige Intelligentie (n=141)

Bachelorprogram 50290

English Language and Culture

Content & organisation

2018	2021		Netherlands	Faculty
4.01 ▷	**4.15**	Satisfied with content	4.16	4.06 ▷
3.43 ▶	**3.72**	Up-to-date	3.71	◀ 3.97
4.08	**4.15**	Quality materials	4.15	4.03 ▷
4.01	**4.07**	Program level	4.16	4.00
3.93	**3.86**	Work methods	3.87	3.80
3.74 ▶	**4.14**	Can broaden/deepen	3.89 ▶	4.08
	3.96	Program coordination	3.91	3.77 ▶
3.66 ▶	**3.99**	Challenging	3.99	3.90 ▷
3.99	**3.96**	Shape your own program	3.55 ▶	◁ 4.08

Connection to practice

2.87 ▶	**3.16**	Satisfied with practice	3.07	3.02 ▶
2.76 ▶	**3.03**	Skills for practice	2.99	2.81 ▶
2.54 ▷	**2.72**	Link to professionals	2.57 ▷	2.70

Teachers

4.37	**4.28**	Satisfied with teachers	◁ 4.38	4.14 ▶
3.99	**4.08**	Involvement	◁ 4.19	4.06
4.17	**4.25**	Didactic skills	4.20	4.06 ▶
4.49 ▶	**4.68**	Content expertise	4.55 ▶	4.40 ▶
3.87	**3.79**	Practice knowledge	3.89	3.61 ▶
3.93	**4.03**	Supportive	4.03	3.90 ▷
4.04	**4.08**	Inspiring	3.99	3.71 ▶
	4.17	Understandable	4.22	4.04 ▶
	4.12	Encourage questions	◁ 4.24	4.15

Counseling

2018	2021		Netherlands	Faculty
3.47 ▷	**3.76**	Satisfied with counseling	◁ 3.95	3.83
3.84	**3.98**	Opportunity	3.95	4.01
3.71	**3.80**	Quality	3.88	3.88

Assessment

3.57 ▷	**3.77**	Satisfied with assessment	3.81	3.84
3.94	**3.93**	Exam matches content	4.01	3.95
3.78	**3.86**	Clear criteria	3.95	3.88
3.89	**3.90**	Quality knowledge exam	3.94	3.88
3.86	**3.82**	Quality practice exam	3.87	3.81
	4.04	Exam form follows content	3.96	3.94 ▷
3.81	**3.71**	Feedback on exams	3.74	3.76

Engagement & contact

3.95 ▶	**4.25**	Teachers reachable	4.33	4.25
	3.87	Feedback	3.95	3.84
	4.26	Feel safe	4.33	4.35
	4.17	Feel at home	4.11	4.05 ▷
	4.16	Feel inspired	4.10	4.03 ▷
	4.10	Regularly engaged	4.01	3.98
	3.80	Involved outside lessons	3.70	3.71
	3.95	Feedback appreciated	3.91	3.98
3.46 ▶	**4.23**	Course evaluations	4.11 ▷	4.26

General

3.71	**3.84**	Information	3.90	3.86
◁ 3.75	**3.54**	Facilities	◁ 3.67	3.62
	3.28	Study pressure	3.35	3.17

"study pressure" is coded as: 1=too low, 3=good, 5=too high

Reaction of program management:
We are very pleased to see that on almost all criteria we have improved. We appear to be making progress with supporting students towards their career paths, but we will continue to work closely with the support offices within GW that is developing resources for internships and other job preparation programs.

data analysis:
Jeroen Fokker - Departement Computer Science - Utrecht University
Hossein Al Mahmoudi - UBD Teaching Policy - Utrecht University

Bachelor program 54000

Liberal Arts and Sciences (Roosevelt)

Nationale Studenten Enquete 2021

Universiteit Utrecht

2018	2021		Netherlands	Faculty
◀ 4.17	**3.90**	Satisfied with program	◀ 4.02	◁ 3.99
4.18	**4.12**	General skills	4.16	4.14
◀ 3.92	**3.69**	Education feasibility	◀ 3.85	3.72
◀ 4.39	**4.08**	Atmosphere	◁ 4.18	4.00
◀ 4.20	**3.85**	Would choose again	◀ 4.07	◁ 4.03
3.97	**4.03**	Content & organisation	4.05	4.00
◁ 2.94	**2.78**	Connection to practice	◀ 3.04	2.77
4.05	**4.10**	Teachers	4.05 ▷	4.04
3.97 ▶	**4.57**	English	4.54	4.50
3.81	**3.83**	Counseling	3.85	3.80
◁ 3.89	**3.81**	Assessment	3.77	3.75
	4.11	Engagement & contact	4.10	4.09

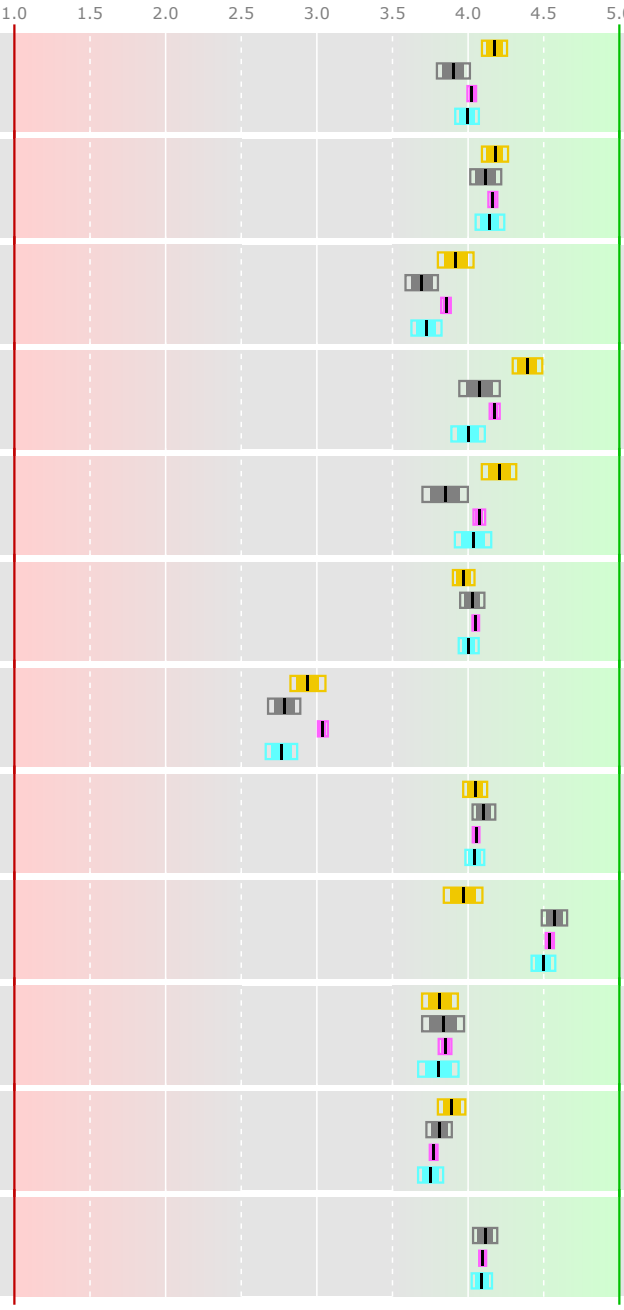

Response: 247 out of 433 = 57.0%

Compared to previous years

- program in 2018 (n=275)
- program in 2021 (n=247)
- 95% confidence interval
- 80% confidence interval

The UU program in 2021 is...

- ▶ probably better
- ▷ possibly better
- ◁ possibly worse
- ◀ probably worse

...than the comparison group

Compared to similar programs in NL

Netherlands

Utrecht: Liberal Arts and Sciences (n=226)
Utrecht: Liberal Arts and Sciences (Univ (n=290)
Leiden: Liberal Arts and Sciences: Glob (n=364)
Groningen: Liberal Arts and Sciences (n=174)
Rotterdam: Liberal Arts and Sciences (n=319)
Twente: Technology and Liberal Arts & S (n=66)
Maastricht: Liberal Arts and Sciences (n=823)
UvA: Liberal Arts and Sciences (join (n=269)
VU: Liberal Arts and Sciences (join (n=16)
Tilburg: Liberal Arts and Sciences (n=165)

Compared to Bachelor program in faculty XC

Faculty XC

Liberal Arts and Sciences (University C (n=290)

Bachelorprogram 54000

Liberal Arts and Sciences (Roosevelt)

Content & organisation

2018	2021		Netherlands	Faculty
4.09	**4.05**	Satisfied with content	4.09	4.08
3.95	**3.89**	Up-to-date	◁4.00	3.86
3.95▷	**4.05**	Quality materials	4.09	◁4.14
4.20	**4.15**	Program level	4.09	4.18
3.92	**3.90**	Work methods	3.96	3.81
4.01▶	**4.18**	Can broaden/deepen	◁4.27	4.18
	3.68	Program coordination	3.67	3.42▶
◀4.23	**4.08**	Challenging	4.02	◁4.20
4.25	**4.26**	Shape your own program	4.30	4.23

Connection to practice

2018	2021		Netherlands	Faculty
3.29	**3.21**	Satisfied with practice	◁3.33	3.12
◀3.13	**2.87**	Skills for practice	◀3.21	2.89
2.79	**2.69**	Link to professionals	◀2.87	2.64

Teachers

2018	2021		Netherlands	Faculty
3.92	**3.96**	Satisfied with teachers	◁4.07	3.93
4.26▷	**4.36**	Involvement	4.18▶	4.22▶
3.79▶	**4.01**	Didactic skills	4.04	3.94
4.27	**4.31**	Content expertise	4.26	4.37
◁4.05	**3.94**	Practice knowledge	3.88	3.92
4.08	**4.06**	Supportive	3.92▶	3.84▶
3.88	**3.88**	Inspiring	3.78▷	3.82
	3.95	Understandable	◁4.02	3.96
	4.30	Encourage questions	4.34	4.28

Counseling

2018	2021		Netherlands	Faculty
◁3.83	**3.68**	Satisfied with counseling	3.76	3.63
4.02	**3.97**	Opportunity	3.94	3.89
3.79	**3.70**	Quality	3.75	3.72

Assessment

2018	2021		Netherlands	Faculty
◁3.89	**3.76**	Satisfied with assessment	3.73	3.75
3.94	**3.91**	Exam matches content	3.88	3.81▷
3.87	**3.82**	Clear criteria	3.79	3.84
◁3.94	**3.82**	Quality knowledge exam	3.81	3.86
◀3.79	**3.56**	Quality practice exam	◀3.69	3.59
	3.91	Exam form follows content	3.88	3.86
◁3.94	**3.81**	Feedback on exams	3.58▶	3.55▶

Engagement & contact

2018	2021		Netherlands	Faculty
4.19▶	**4.34**	Teachers reachable	4.29	4.31
	3.99	Feedback	3.78▶	3.75▶
	4.33	Feel safe	4.32	4.21▷
	4.02	Feel at home	3.95	4.03
	4.11	Feel inspired	4.13	4.12
	4.37	Regularly engaged	4.21▶	4.20▶
	3.90	Involved outside lessons	3.89	3.96
	3.89	Feedback appreciated	◀4.02	3.99
3.47▶	**4.06**	Course evaluations	◀4.27	◀4.23

General

2018	2021		Netherlands	Faculty
3.82	**3.75**	Information	◀3.88	3.85
3.41▷	**3.58**	Facilities	◀3.97	◀3.99
	3.78	Study pressure	3.50	3.81

"study pressure" is coded as: 1=too low, 3=good, 5=too high

Reaction of program management:
We are happy to see students appreciate their professors: their teaching, involvement, and accessibility. We keep investing in teacher development and educational innovation (e.g. through a recent establishment of a Teaching Lab) and are happy to see it pays off.
We keep investing in facilities (e.g. better WiFi on campus locations, hybrid setup of our classrooms, forthcoming Science and Engineering facilities) and are happy to see some marginal improvement in our score.
Together with students we are currently looking into the issue of workload and how it may be better spread over the course of the year.
We are concerned students feel less satisfied with the program. We look forward to seeing how our ongoing investments in the curriculum (e.g. a new department of Engineering) and tutoring (e.g. a new position of Head Tutor) affect these scores in the future.

data analysis:
Jeroen Fokker - Departement Computer Science - Utrecht University
Hossein Al Mahmoudi - UBD Teaching Policy - Utrecht University

Bachelor program 50393

Liberal Arts and Sciences

Nationale Studenten Enquete 2021

Universiteit Utrecht

2018	2021		Netherlands	Faculty
◀ 4.22	**3.88**	Satisfied with program	◀ 4.02	◀ 4.00
◀ 4.04	**3.91**	General skills	◀ 4.18	3.80 ▶
3.96	**4.03**	Education feasibility	3.83 ▶	4.09
4.19	**4.11**	Atmosphere	4.17	◁ 4.19
◀ 4.36	**3.93**	Would choose again	◁ 4.07	◀ 4.15
3.98	**4.02**	Content & organisation	4.05	3.95 ▶
◁ 2.76	**2.67**	Connection to practice	◀ 3.05	◁ 2.77
◀ 4.06	**3.80**	Teachers	◀ 4.08	◀ 4.03
◀ 4.01	**3.78**	English	◀ 4.59	◀ 4.14
3.85 ▷	**4.00**	Counseling	3.83 ▶	3.93
3.87	**3.84**	Assessment	3.77 ▷	3.87
	4.02	Engagement & contact	◀ 4.10	4.06

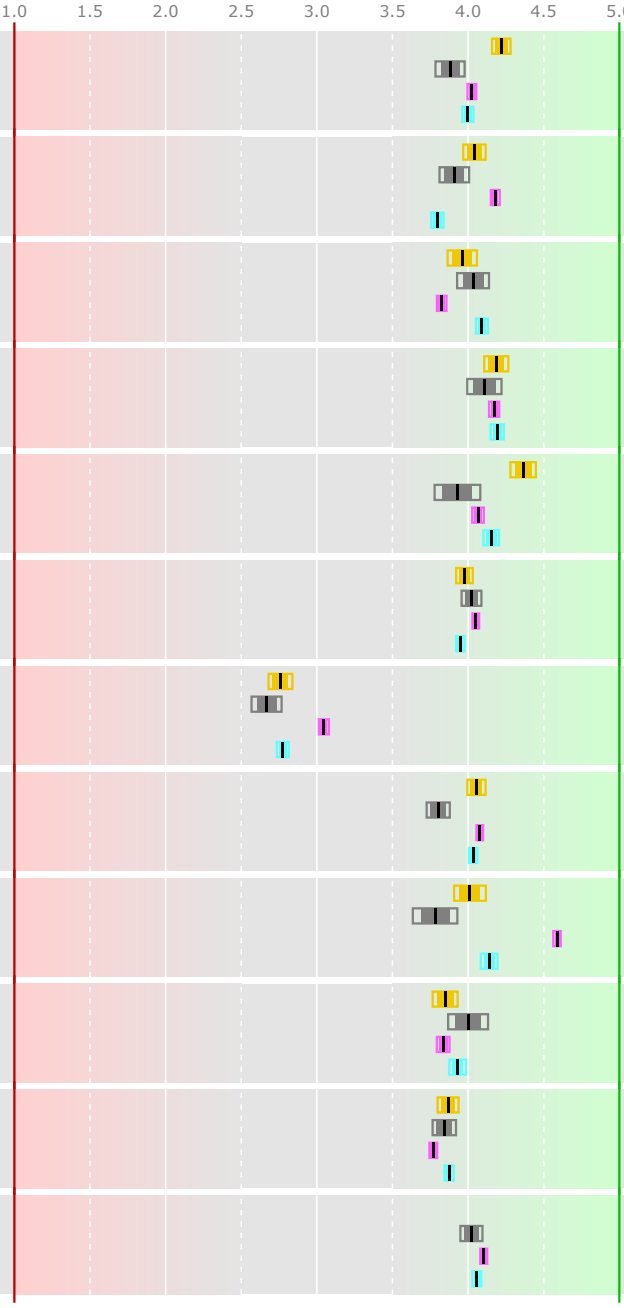

Response: 226 out of 789 = 28.6%

Compared to previous years

- program in 2018 (n=474)
- program in 2021 (n=226)
- 95% confidence interval
- 80% confidence interval

The UU program in 2021 is...

- ▶ probably better
- ▷ possibly better
- ◁ possibly worse
- ◀ probably worse

...than the comparison group

Compared to similar programs in NL

Netherlands

Utrecht: Liberal Arts and Sciences (Roos (n=247)
Utrecht: Liberal Arts and Sciences (Univ (n=290)
Leiden: Liberal Arts and Sciences: Glob (n=364)
Groningen: Liberal Arts and Sciences (n=174)
Rotterdam: Liberal Arts and Sciences (n=319)
Twente: Technology and Liberal Arts & S (n=66)
Maastricht: Liberal Arts and Sciences (n=823)
UvA: Liberal Arts and Sciences (join (n=269)
VU: Liberal Arts and Sciences (join (n=16)
Tilburg: Liberal Arts and Sciences (n=165)

Compared to Bachelor program in faculty GW

Faculty GW

English Language and Culture (n=119)
Religiewetenschappen (n=10)
Media en Cultuur (n=160)
Geschiedenis (n=296)
Islam en Arabisch (n=5)
Wijsbegeerte (n=49)
Keltische Talen en Cultuur (n=16)
Muziekwetenschap (n=35)
Taal- en Cultuurstudies (n=191)
Literatuurwetenschap (n=67)
Taalwetenschap (n=44)
Nederlandse Taal en Cultuur (n=45)
Duitse Taal en Cultuur (n=18)
Franse Taal en Cultuur (n=17)
Italiaanse Taal en Cultuur (n=12)
Spaanse Taal en Cultuur (n=30)
Kunstgeschiedenis (n=53)
Communicatie- en Informatiewetenschappe (n=141)
Kunstmatige Intelligentie (n=141)

Bachelorprogram 50393

Liberal Arts and Sciences

Content & organisation

2018	2021		Netherlands	Faculty
◀4.05	**3.89**	Satisfied with content	◀4.11	◀4.09
4.07▶	**4.22**	Up-to-date	3.98▶	3.91▶
◀3.97	**3.81**	Quality materials	◀4.11	◀4.07
◀4.10	**3.81**	Program level	◀4.12	◀4.04
◀3.96	**3.72**	Work methods	◀3.97	◁3.82
4.18▶	**4.43**	Can broaden/deepen	4.25▶	4.04▶
	3.69	Program coordination	3.67	◁3.80
◀4.14	**3.82**	Challenging	◀4.04	◁3.91
4.51▶	**4.69**	Shape your own program	4.27▶	3.98▶

Connection to practice

◀3.13	**2.96**	Satisfied with practice	◀3.35	◁3.04
◁2.88	**2.74**	Skills for practice	◀3.22	◁2.83
2.62	**2.59**	Link to professionals	◀2.87	◁2.71

Teachers

4.03	**3.97**	Satisfied with teachers	◁4.07	◀4.18
◀4.22	**3.87**	Involvement	◀4.22	◀4.09
◁4.02	**3.93**	Didactic skills	◀4.05	◀4.09
◁4.21	**4.09**	Content expertise	◀4.27	◀4.47
◀3.91	**3.35**	Practice knowledge	◀3.93	◀3.67
◀4.06	**3.66**	Supportive	◀3.95	◀3.95
◀3.94	**3.51**	Inspiring	◀3.81	◀3.77
	3.90	Understandable	◀4.03	◀4.07
	4.11	Encourage questions	◀4.35	4.16

Counseling

2018	2021		Netherlands	Faculty
3.79	**3.74**	Satisfied with counseling	3.76	3.84
4.00	**4.01**	Opportunity	3.94	4.00
3.90	**3.99**	Quality	3.73▶	3.86▷

Assessment

3.82	**3.77**	Satisfied with assessment	3.73	◁3.85
◁3.95	**3.82**	Exam matches content	3.89	◀3.96
3.87	**3.86**	Clear criteria	3.79	3.88
3.88	**3.80**	Quality knowledge exam	3.81	◁3.90
3.77	**3.79**	Quality practice exam	3.68▶	3.82
	3.87	Exam form follows content	3.88	◁3.95
3.93	**3.92**	Feedback on exams	3.57▶	3.74▶

Engagement & contact

4.20	**4.14**	Teachers reachable	◀4.30	◀4.27
	3.90	Feedback	3.79▶	3.83
	4.43	Feel safe	4.31▶	4.33▷
	3.84	Feel at home	◁3.97	◀4.09
	3.93	Feel inspired	◀4.14	◀4.06
	3.99	Regularly engaged	◀4.24	3.99
	3.68	Involved outside lessons	◀3.91	3.72
	4.01	Feedback appreciated	4.01	3.97
3.51▶	**4.30**	Course evaluations	4.25	4.25

General

◀3.84	**3.61**	Information	◀3.89	◀3.90
◀3.91	**3.55**	Facilities	◀3.97	3.62
	3.19	Study pressure	3.54	3.18

"study pressure" is coded as: 1=too low, 3=good, 5=too high

data analysis:
Jeroen Fokker - Departement Computer Science - Utrecht University
Hossein Al Mahmoudi - UBD Teaching Policy - Utrecht University

Bachelor program 53000

Nationale Studenten Enquete 2021

Liberal Arts and Sciences (University College)

Universiteit Utrecht

	2018	2021		Netherlands	Faculty
◀	4.28	**3.99**	Satisfied with program	4.02	3.90 ▷
	4.14	**4.14**	General skills	4.16	4.12
◀	4.06	**3.72**	Education feasibility	◀ 3.85	3.69
	4.07	**4.00**	Atmosphere	◀ 4.19	4.08
◀	4.32	**4.03**	Would choose again	4.06	3.85 ▷
◁	4.07	**4.00**	Content & organisation	◁ 4.05	4.03
	2.85	**2.77**	Connection to practice	◀ 3.05	2.78
◀	4.20	**4.04**	Teachers	4.06	4.10
	4.25 ▶	**4.50**	English	4.55	4.57
◁	3.94	**3.80**	Counseling	3.85	3.83
◀	3.93	**3.75**	Assessment	3.78	3.81
		4.09	Engagement & contact	4.10	4.11

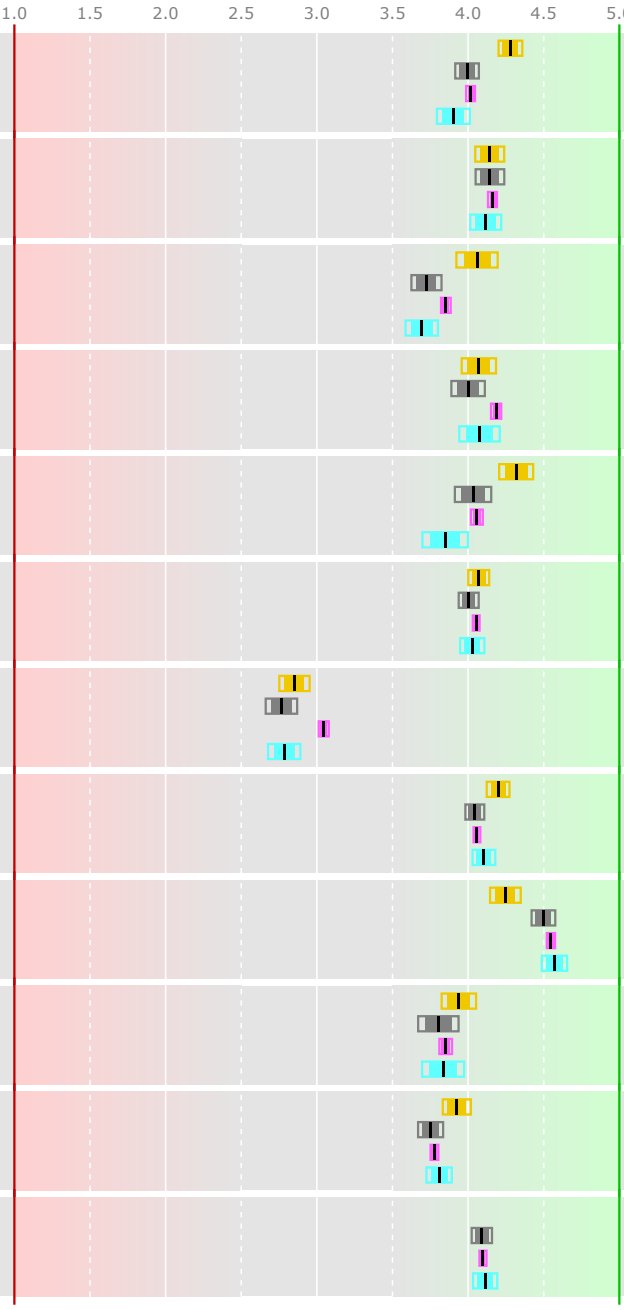

Response: 290 out of 737 = 39.3%

Compared to previous years

- program in 2018 (n=268)
- program in 2021 (n=290)
- 95% confidence interval
- 80% confidence interval

The UU program in 2021 is...

- ▶ probably better
- ▷ possibly better
- ◁ possibly worse
- ◀ probably worse

...than the comparison group

Compared to similar programs in NL

Netherlands

Utrecht: Liberal Arts and Sciences (Roos (n=247)
Utrecht: Liberal Arts and Sciences (n=226)
Leiden: Liberal Arts and Sciences: Glob (n=364)
Groningen: Liberal Arts and Sciences (n=174)
Rotterdam: Liberal Arts and Sciences (n=319)
Twente: Technology and Liberal Arts & S (n=66)
Maastricht: Liberal Arts and Sciences (n=823)
UvA: Liberal Arts and Sciences (join (n=269)
VU: Liberal Arts and Sciences (join (n=16)
Tilburg: Liberal Arts and Sciences (n=165)

Compared to Bachelor program in faculty XC

Faculty XC

Liberal Arts and Sciences (Roosevelt) (n=247)

Bachelorprogram 53000

Liberal Arts and Sciences (University College)

Content & organisation

2018	2021		Netherlands	Faculty
◁4.18	**4.08**	Satisfied with content	4.09	4.05
3.95	**3.86**	Up-to-date	◀4.01	3.89
4.15	**4.14**	Quality materials	4.08▷	4.05▷
◁4.29	**4.18**	Program level	4.08▶	4.15
◀4.05	**3.81**	Work methods	◀3.97	3.90
◁4.29	**4.18**	Can broaden/deepen	◁4.27	4.18
	3.42	Program coordination	◀3.69	◀3.68
◀4.34	**4.20**	Challenging	4.00▶	4.08▷
◀4.40	**4.23**	Shape your own program	4.31	4.26

Connection to practice

2018	2021		Netherlands	Faculty
◀3.31	**3.12**	Satisfied with practice	◀3.34	3.21
3.00	**2.89**	Skills for practice	◀3.22	2.87
2.69	**2.64**	Link to professionals	◀2.87	2.69

Teachers

2018	2021		Netherlands	Faculty
◀4.11	**3.93**	Satisfied with teachers	◀4.07	3.96
◁4.33	**4.22**	Involvement	4.20	◀4.36
◀4.11	**3.94**	Didactic skills	◀4.05	4.01
4.43	**4.37**	Content expertise	4.25▶	4.31
◀4.18	**3.92**	Practice knowledge	3.88	3.94
◀4.19	**3.84**	Supportive	◀3.94	◀4.06
◀4.06	**3.82**	Inspiring	3.79	3.88
	3.96	Understandable	4.02	3.95
	4.28	Encourage questions	4.34	4.30

Counseling

2018	2021		Netherlands	Faculty
◀3.94	**3.63**	Satisfied with counseling	◁3.77	3.68
◁4.07	**3.89**	Opportunity	3.95	3.97
◀3.97	**3.72**	Quality	3.75	3.70

Assessment

2018	2021		Netherlands	Faculty
◁3.88	**3.75**	Satisfied with assessment	3.73	3.76
◀4.04	**3.81**	Exam matches content	◁3.89	◁3.91
3.91	**3.84**	Clear criteria	3.79	3.82
◁3.98	**3.86**	Quality knowledge exam	3.81	3.82
◁3.75	**3.59**	Quality practice exam	◁3.69	3.56
	3.86	Exam form follows content	3.88	3.91
◀3.97	**3.55**	Feedback on exams	3.60	◀3.81

Engagement & contact

2018	2021		Netherlands	Faculty
4.27	**4.31**	Teachers reachable	4.29	4.34
	3.75	Feedback	3.80	◀3.99
	4.21	Feel safe	◀4.33	◁4.33
	4.03	Feel at home	3.95	4.02
	4.12	Feel inspired	4.13	4.11
	4.20	Regularly engaged	4.22	◀4.37
	3.96	Involved outside lessons	3.88▷	3.90
	3.99	Feedback appreciated	4.01	3.89
3.56▶	**4.23**	Course evaluations	4.26	4.06▶

General

2018	2021		Netherlands	Faculty
3.94	**3.85**	Information	3.87	3.75
3.94	**3.99**	Facilities	3.94	3.58▶
	3.81	Study pressure	3.49	3.78

"study pressure" is coded as: 1=too low, 3=good, 5=too high

data analysis:
Jeroen Fokker - Departement Computer Science - Utrecht University
Hossein Al Mahmoudi - UBD Teaching Policy - Utrecht University

Bachelor program 50700

Rechtsgeleerdheid

Nationale Studenten Enquete 2021

Universiteit Utrecht

2018	2021		Netherlands	Faculty
◀ 4.04	**3.86**	Satisfied with program	3.70 ▶	◁ 3.94
◀ 3.72	**3.44**	General skills	3.34 ▶	◀ 3.86
3.67 ▶	**3.90**	Education feasibility	3.66 ▶	◁ 3.97
◀ 3.96	**3.77**	Atmosphere	3.54 ▶	◀ 4.05
4.26	**4.20**	Would choose again	3.98 ▶	4.09 ▶
3.84	**3.85**	Content & organisation	3.71 ▶	◀ 3.94
◀ 2.86	**2.72**	Connection to practice	2.77	◀ 3.08
3.72 ▶	**3.82**	Teachers	3.73 ▶	3.86
2.92 ▶	**3.31**	English	3.37	◀ 3.95
3.34 ▶	**3.66**	Counseling	3.52 ▶	◀ 3.89
◁ 3.67	**3.58**	Assessment	3.47 ▶	◀ 3.69
	3.90	Engagement & contact	3.71 ▶	◁ 3.95

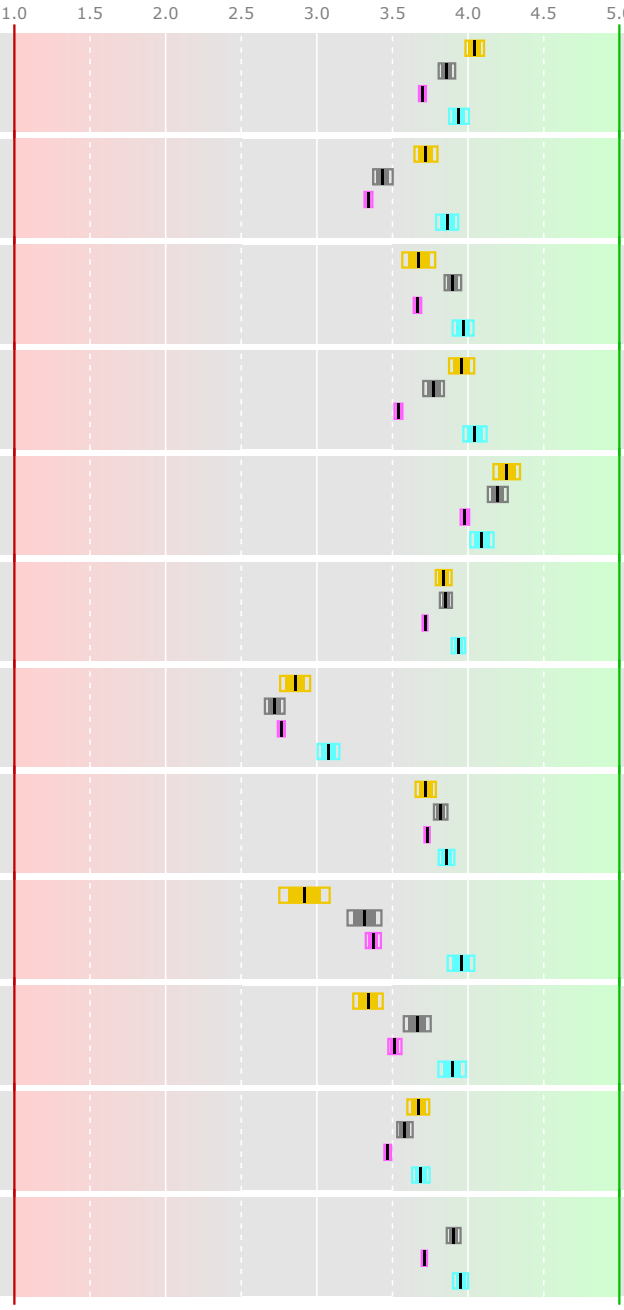

Response: 707 out of 2514 = 28.1%

Compared to previous years

- program in 2018 (n=435)
- program in 2021 (n=707)
- 95% confidence interval
- 80% confidence interval

The UU program in 2021 is...

- ▶ probably better
- ▷ possibly better
- ◁ possibly worse
- ◀ probably worse

...than the comparison group

Compared to similar programs in NL

Netherlands

Leiden: Rechtsgeleerdheid (n=1045)
Groningen: Rechtsgeleerdheid (n=907)
Rotterdam: Rechtsgeleerdheid (n=827)
Maastricht: Rechtsgeleerdheid (n=202)
UvA: Rechtsgeleerdheid (n=574)
VU: Rechtsgeleerdheid (n=260)
Nijmegen: Rechtsgeleerdheid (n=611)
Tilburg: Rechtsgeleerdheid (n=393)
OU: Rechtsgeleerdheid (n=269)

Compared to Bachelor program in faculty REBO

Faculty REBO

Bestuurs- en Organisatiewetenschap (n=136)
Economie en Bedrijfseconomie (n=379)
Philosophy, Politics and Economics (n=82)

Bachelorprogram 50700

Rechtsgeleerdheid

Content & organisation

2018	2021		Netherlands	Faculty
3.96 ▶	**4.07**	Satisfied with content	3.98 ▶	3.99 ▷
3.99 ▶	**4.12**	Up-to-date	4.02 ▶	4.04 ▷
3.97 ▶	**4.06**	Quality materials	3.92 ▶	4.02
4.04	**4.08**	Program level	3.96 ▶	3.98 ▶
◀ 3.76	**3.62**	Work methods	3.51 ▶	◀ 3.80
3.43 ▶	**3.71**	Can broaden/deepen	3.60 ▶	◀ 3.99
	3.75	Program coordination	3.59 ▶	◀ 3.88
3.57 ▶	**4.00**	Challenging	3.91 ▶	3.90 ▶
◁ 3.57	**3.46**	Shape your own program	3.18 ▶	◀ 3.86

Connection to practice

3.20	**3.19**	Satisfied with practice	3.18	◀ 3.39
◁ 2.93	**2.85**	Skills for practice	◀ 2.93	◀ 3.19
◀ 2.92	**2.60**	Link to professionals	2.60	◀ 2.97

Teachers

3.92 ▷	**3.98**	Satisfied with teachers	3.90 ▶	3.91 ▷
3.65	**3.61**	Involvement	3.32 ▶	◀ 3.89
3.85	**3.90**	Didactic skills	3.81 ▶	3.88
4.12 ▶	**4.23**	Content expertise	◀ 4.29	4.21
3.93	**3.90**	Practice knowledge	◀ 4.05	3.72 ▶
3.70	**3.68**	Supportive	3.39 ▶	3.74
◀ 3.63	**3.38**	Inspiring	3.41	3.42
	3.96	Understandable	3.89 ▶	3.90 ▷
	3.89	Encourage questions	3.67 ▶	◀ 4.11

Counseling

2018	2021		Netherlands	Faculty
3.24 ▶	**3.57**	Satisfied with counseling	3.36 ▶	◀ 3.87
3.56 ▶	**3.74**	Opportunity	3.54 ▶	◀ 3.95
3.50	**3.59**	Quality	3.49 ▷	◀ 3.84

Assessment

◁ 3.62	**3.55**	Satisfied with assessment	3.36 ▶	◀ 3.66
3.81	**3.78**	Exam matches content	3.57 ▶	3.77
3.43	**3.39**	Clear criteria	◁ 3.46	◀ 3.71
3.85	**3.83**	Quality knowledge exam	3.62 ▶	3.74 ▷
3.59	**3.62**	Quality practice exam	3.45 ▶	3.64
	3.88	Exam form follows content	3.56 ▶	3.76 ▶
◀ 3.44	**3.00**	Feedback on exams	◀ 3.16	◀ 3.50

Engagement & contact

3.76 ▶	**3.98**	Teachers reachable	3.66 ▶	◀ 4.20
	3.46	Feedback	3.22 ▶	◀ 3.65
	4.18	Feel safe	4.00 ▶	◀ 4.29
	3.93	Feel at home	3.84 ▶	3.97
	3.93	Feel inspired	3.87 ▷	3.84 ▷
	4.03	Regularly engaged	4.00	3.88 ▶
	3.71	Involved outside lessons	3.62 ▶	3.64
	3.77	Feedback appreciated	3.46 ▶	◀ 3.88
2.98 ▶	**4.16**	Course evaluations	3.73 ▶	4.17

General

3.74	**3.79**	Information	3.55 ▶	◀ 3.89
◀ 3.89	**3.60**	Facilities	3.49 ▶	◀ 3.90
	3.26	Study pressure	3.45	3.24

"study pressure" is coded as: 1=too low, 3=good, 5=too high

data analysis:
Jeroen Fokker - Departement Computer Science - Utrecht University
Hossein Al Mahmoudi - UBD Teaching Policy - Utrecht University

Bachelor program 50902

Religiewetenschappen

Nationale Studenten Enquete 2021

Universiteit Utrecht

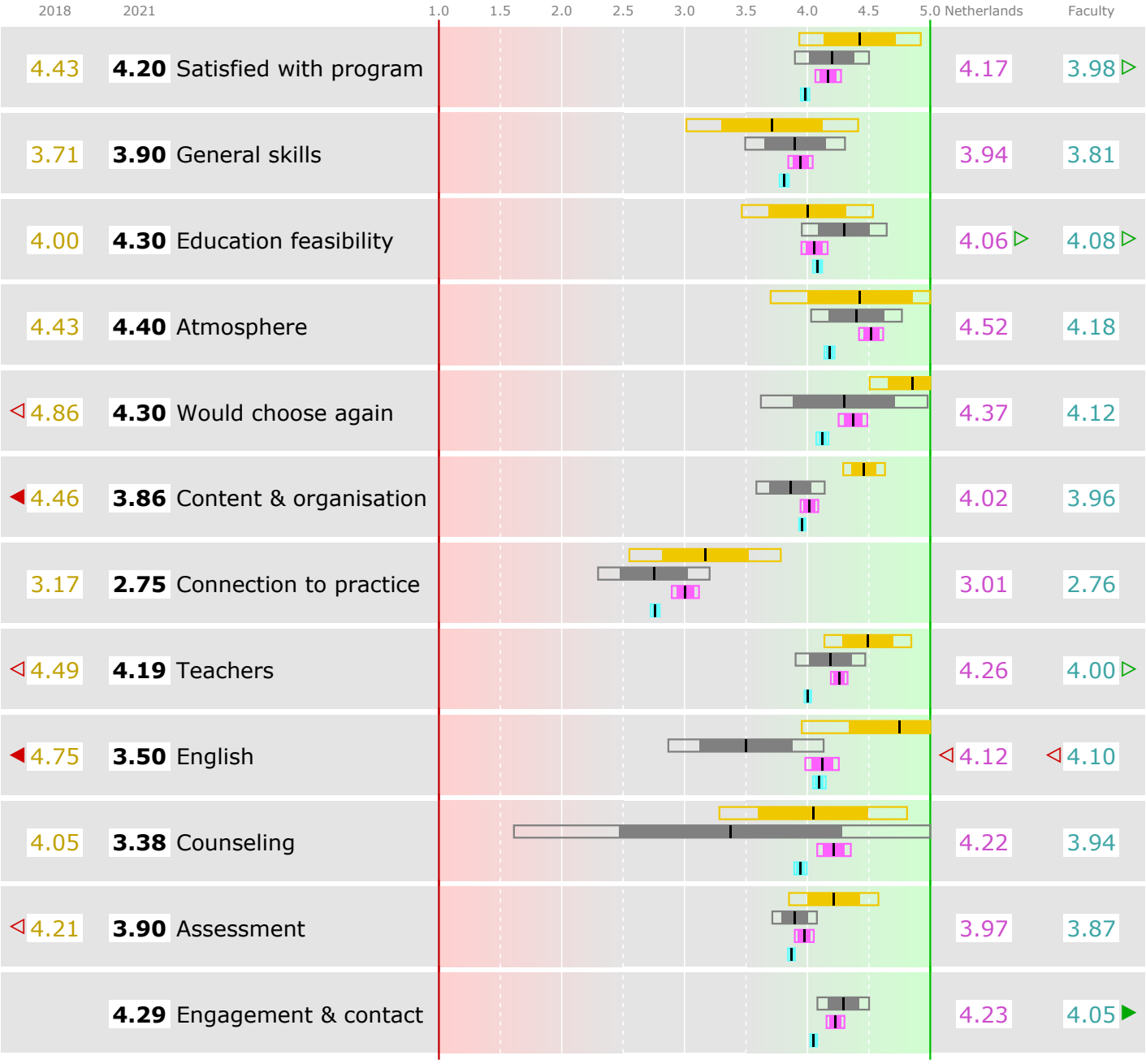

Response: 10 out of 20 = 50.0%

Compared to previous years

- program in 2018 (n=7)
- program in 2021 (n=10)
- 95% confidence interval
- 80% confidence interval

The UU program in 2021 is...

- ▶ probably better
- ▷ possibly better
- ◁ possibly worse
- ◀ probably worse

...than the comparison group

Compared to similar programs in NL

Netherlands

Leiden: Religiewetenschappen (n=21)
Groningen: Religiewetenschappen (n=39)
Groningen: Theologie (n=19)
UvA: Religiewetenschappen (n=13)
VU: Theology and Religious Studies (n=26)
Nijmegen: Religiewetenschappen (n=54)
Tilburg: Theologie (n=36)
ThU Apeldoorn: Theologie (n=31)
ThU GKvr: Theologie (n=15)

Compared to Bachelor program in faculty GW

Faculty GW

English Language and Culture (n=119)
Liberal Arts and Sciences (n=226)
Media en Cultuur (n=160)
Geschiedenis (n=296)
Islam en Arabisch (n=5)
Wijsbegeerte (n=49)
Keltische Talen en Cultuur (n=16)
Muziekwetenschap (n=35)
Taal- en Cultuurstudies (n=191)
Literatuurwetenschap (n=67)
Taalwetenschap (n=44)
Nederlandse Taal en Cultuur (n=45)
Duitse Taal en Cultuur (n=18)
Franse Taal en Cultuur (n=17)
Italiaanse Taal en Cultuur (n=12)
Spaanse Taal en Cultuur (n=30)
Kunstgeschiedenis (n=53)
Communicatie- en Informatiewetenschappe (n=141)
Kunstmatige Intelligentie (n=141)

Bachelorprogram 50902

Religiewetenschappen

Content & organisation

2018	2021		Netherlands	Faculty
◁4.57	**4.10**	Satisfied with content	4.25	4.06
◀4.86	**4.10**	Up-to-date	4.08	3.95
4.14	**3.90**	Quality materials	◀4.21	◁4.04
◁4.29	**4.00**	Program level	◀4.21	4.01
◁4.29	**3.70**	Work methods	3.92	3.81
◀4.71	**3.80**	Can broaden/deepen	4.03	◁4.09
	3.60	Program coordination	3.92	3.79
4.29	**3.90**	Challenging	4.10	3.90
◀4.86	**3.90**	Shape your own program	3.66	4.07

Connection to practice

3.29	**3.10**	Satisfied with practice	3.30	3.03
3.17	**2.80**	Skills for practice	◁3.12	2.82
2.83	**2.70**	Link to professionals	2.89	2.70

Teachers

4.86	**4.70**	Satisfied with teachers	4.33▶	4.15▶
4.57	**4.40**	Involvement	4.50	4.06▷
◁4.71	**4.30**	Didactic skills	4.12	4.07▷
◀5.00	**4.60**	Content expertise	4.67	4.42
4.00	**3.70**	Practice knowledge	3.92	3.63
◀4.71	**3.90**	Supportive	4.16	3.91
4.57	**4.20**	Inspiring	4.21	3.74▶
	4.20	Understandable	4.17	4.05
	4.20	Encourage questions	4.31	4.15

Counseling

2018	2021		Netherlands	Faculty
◁4.57	**3.25**	Satisfied with counseling	◁4.13	3.83
4.29	**3.50**	Opportunity	4.26	4.01
4.00	**3.25**	Quality	4.18	3.88

Assessment

4.14	**3.90**	Satisfied with assessment	3.99	3.84
◁4.29	**3.75**	Exam matches content	4.08	3.95
4.14	**3.88**	Clear criteria	3.99	3.88
4.29	**4.12**	Quality knowledge exam	4.05	3.88▷
4.14	**3.88**	Quality practice exam	3.82	3.81
	3.88	Exam form follows content	4.02	3.94
3.86	**3.88**	Feedback on exams	3.89	3.76

Engagement & contact

4.43	**4.62**	Teachers reachable	4.44	4.25▷
	4.12	Feedback	4.07	3.84
	4.38	Feel safe	4.38	4.34
	4.38	Feel at home	4.28	4.05▷
	4.50	Feel inspired	4.35	4.04▶
	4.25	Regularly engaged	4.26	3.99
	4.00	Involved outside lessons	4.15	3.71
	4.00	Feedback appreciated	3.95	3.98
3.60▷	**4.38**	Course evaluations	4.16	4.26

General

4.00	**4.20**	Information	3.97	3.86▷
◁4.14	**3.60**	Facilities	3.89	3.61
	3.20	Study pressure	3.37	3.18

"study pressure" is coded as: 1=too low, 3=good, 5=too high

Reaction of program management:
We zijn blij dat de opleiding opnieuw hoog scoort. We zijn ook zeer tevreden met de vordering op het punt 'algemene vaardigheden', die vooruitgang (meer dan gemiddelde op de faculteit) onderstreept en wat een vrucht is van ons beleid om al vanaf de eerste cursus in het eerste jaar schrijfvaardigheden te trainen. Dat werpt nu haar vruchten af! Studeerbaarheid wordt, mogelijk hieraan gerelateerd, ook duidelijk hoger gewaardeerd. De algemene tevredenheid is ietsje gezakt maar is niet verder te duiden. Dat geldt ook voor 'zou studie weer kiezen', zij het dat op een gering aantal studenten een of twee stemmen een groter gewicht kunnen hebben. Inhoud en opzet scoren dit jaar minder, en dat roept wel wat vragen op aangezien de opzet niet echt is veranderd. Wellicht speelt de wijziging in het verdiepingspakket, als gevolg van bezuinigingen, een rol? We gaan hier scherp naar kijken in het komende studiejaar! De score voor Engels is wat lager, maar aangezien slechts één cursus standaard in het Engels wordt gegeven speelt dit voor onze opleiding een minder grote rol. Onverminderd is de waardering voor betrokkenheid van de docenten, waarlijk een mooie score die past bij hoe wij onze opleiding zien. Dat de studie wat minder scoort op het punt 'aansluiting loopbaan' is minder verrassend, en ook passend bij de opzet en filosofie. Toch zullen we ook hier de komende jaren aandacht aan gaan geven. Tenslotte: de score toont een constant hoge waardering. We blijven ons inzetten om deze hoge kwaliteit van onderwijs te blijven garanderen.
Eric Ottenheijm, opleidingscoördinator religiewetenschap

data analysis:
Jeroen Fokker - Departement Computer Science - Utrecht University
Hossein Al Mahmoudi - UBD Teaching Policy - Utrecht University

Bachelor program 50906

Media en Cultuur

Nationale Studenten Enquete 2021

Universiteit Utrecht

2018	2021		Netherlands	Faculty
3.87	**3.83**	Satisfied with program	3.91	◀ 4.00
3.81	**3.79**	General skills	3.71	3.81
3.62 ▶	**3.98**	Education feasibility	3.90	◁ 4.09
◀ 4.42	**4.14**	Atmosphere	3.97 ▶	4.19
4.01	**3.86**	Would choose again	◀ 4.06	◀ 4.15
3.73 ▷	**3.84**	Content & organisation	3.79	◀ 3.97
2.18 ▶	**2.55**	Connection to practice	◀ 2.73	◀ 2.78
3.66 ▶	**3.91**	Teachers	3.94	◀ 4.01
3.36 ▶	**4.13**	English	4.22	4.09
3.56 ▶	**3.97**	Counseling	3.67 ▶	3.94
3.71	**3.80**	Assessment	3.75	◁ 3.88
	3.94	Engagement & contact	3.89	◀ 4.06

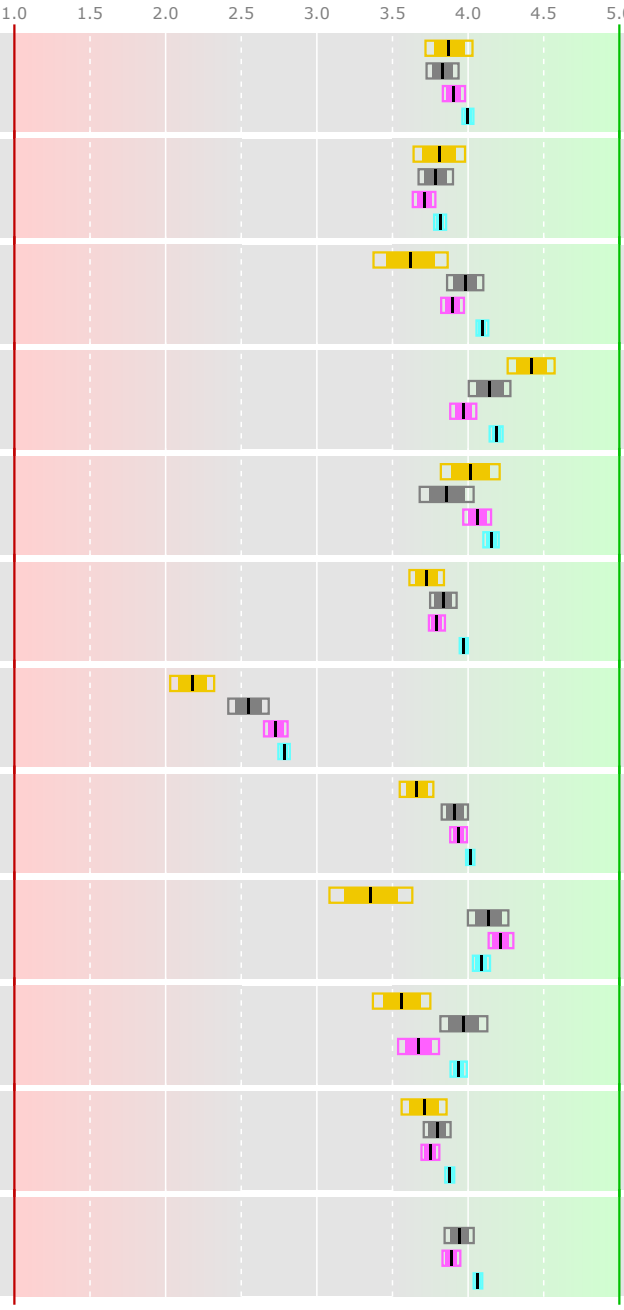

Response: 160 out of 454 = 35.2%

Compared to previous years

- program in 2018 (n=87)
- program in 2021 (n=160)
- 95% confidence interval
- 80% confidence interval

The UU program in 2021 is...

- ▶ probably better
- ▷ possibly better
- ◁ possibly worse
- ◀ probably worse

...than the comparison group

Compared to similar programs in NL

- Netherlands

Leiden: Film- en Literatuurwetenschap (n=78)
Groningen: Media en Cultuur (n=100)
UvA: Media en Cultuur (n=270)

Compared to Bachelor program in faculty GW

- Faculty GW

English Language and Culture (n=119)
Liberal Arts and Sciences (n=226)
Religiewetenschappen (n=10)
Geschiedenis (n=296)
Islam en Arabisch (n=5)
Wijsbegeerte (n=49)
Keltische Talen en Cultuur (n=16)
Muziekwetenschap (n=35)
Taal- en Cultuurstudies (n=191)
Literatuurwetenschap (n=67)
Taalwetenschap (n=44)
Nederlandse Taal en Cultuur (n=45)
Duitse Taal en Cultuur (n=18)
Franse Taal en Cultuur (n=17)
Italiaanse Taal en Cultuur (n=12)
Spaanse Taal en Cultuur (n=30)
Kunstgeschiedenis (n=53)
Communicatie- en Informatiewetenschappe (n=141)
Kunstmatige Intelligentie (n=141)

Bachelorprogram 50906

Media en Cultuur

Content & organisation

2018	2021		Netherlands	Faculty
3.81	**3.91**	Satisfied with content	◁4.04	◀4.08
3.85	**3.97**	Up-to-date	3.92	3.95
3.84	**3.93**	Quality materials	3.98	◀4.05
3.90	**3.97**	Program level	3.82▶	4.01
3.66	**3.75**	Work methods	3.71	3.81
3.56▶	**3.88**	Can broaden/deepen	3.79	◀4.11
	3.70	Program coordination	3.80	3.80
3.54▶	**3.79**	Challenging	3.68▷	◀3.91
◀4.04	**3.71**	Shape your own program	3.63	◀4.11

Connection to practice

2018	2021		Netherlands	Faculty
2.53▶	**2.74**	Satisfied with practice	◀3.00	◀3.06
2.21▶	**2.55**	Skills for practice	◀2.85	◀2.85
2.09▶	**2.55**	Link to professionals	2.61	◁2.71

Teachers

2018	2021		Netherlands	Faculty
3.80▶	**4.05**	Satisfied with teachers	◁4.17	◁4.16
3.85▷	**4.01**	Involvement	3.89▷	4.07
3.64▶	**3.99**	Didactic skills	3.98	◁4.08
4.11▷	**4.26**	Content expertise	4.28	◀4.44
3.24▶	**3.63**	Practice knowledge	◀3.81	3.63
3.77	**3.85**	Supportive	3.75▷	3.92
3.56	**3.60**	Inspiring	3.64	◀3.76
	3.85	Understandable	◁3.97	◀4.07
	4.10	Encourage questions	4.17	4.16

Counseling

2018	2021		Netherlands	Faculty
3.54▶	**3.83**	Satisfied with counseling	3.59▶	3.83
3.80▷	**3.99**	Opportunity	3.73▶	4.01
3.71▷	**3.96**	Quality	3.61▶	3.87

Assessment

2018	2021		Netherlands	Faculty
3.57▶	**3.86**	Satisfied with assessment	3.75▷	3.83
3.73▶	**3.97**	Exam matches content	3.87▷	3.94
3.52▷	**3.78**	Clear criteria	3.73	◁3.89
3.78	**3.87**	Quality knowledge exam	3.79	3.89
◁3.81	**3.65**	Quality practice exam	3.67	◀3.83
	3.91	Exam form follows content	3.88	3.95
3.53	**3.57**	Feedback on exams	3.56	◀3.78

Engagement & contact

2018	2021		Netherlands	Faculty
3.74▶	**4.28**	Teachers reachable	4.04▶	4.25
	3.67	Feedback	3.70	◀3.86
	4.24	Feel safe	4.16	◁4.35
	3.90	Feel at home	3.79	◁4.07
	3.87	Feel inspired	3.98	◀4.06
	3.78	Regularly engaged	3.85	◀4.02
	3.57	Involved outside lessons	3.68	◁3.73
	3.92	Feedback appreciated	3.81	3.99
3.02▶	**4.20**	Course evaluations	3.99▶	4.26

General

2018	2021		Netherlands	Faculty
3.68	**3.79**	Information	3.76	3.87
◀3.85	**3.51**	Facilities	3.27▶	◁3.62
	3.19	Study pressure	3.06	3.18

"study pressure" is coded as: 1=too low, 3=good, 5=too high

Reaction of program management:
Allereerst een verbeterpunt, waar we als opleiding duidelijk stappen aan het maken zijn:
Aansluiting op, en kennis van de beroepspraktijk. We zijn ons ervan bewust dat we als academische opleiding tegelijktijd ook de blik naar de buitenwereld en de beroepspraktijk gericht moeten houden.
Opvallend is dat de mate waarin jullie zelf het programma kunnen vormgeven slechter gewaardeerd wordt ten opzichte van 2018. De oorzaak hiervan is mij niet duidelijk. Als opleiding doen we er alles aan om jullie hierin zo goed mogelijk te begeleiden (o.a.studieadvies), maar jullie beoordeling van dit aspect van de opleiding, geeft een sterk signaal dat we hier alert op moeten zijn.
Positieve punten:
1) We zijn als opleiding heel blij dat de docenten door jullie positief worden gewaardeerd (NB ook in vergelijking met landelijke cijfers): hun expertise en betrokkenheid worden gezien en gewaardeerd. Deze waardering komt ook tot uitdrukking in:
2) de mate waarin jullie begeleiding beoordelen: hier scoren we als opleiding beter op zowel facultair als landelijk niveau. We zijn trots dat jullie niet alleen de mogelijkheid van begeleiding, maar ook de kwaliteit ervan zeer hoog waarderen.

data analysis:
Jeroen Fokker - Departement Computer Science - Utrecht University
Hossein Al Mahmoudi - UBD Teaching Policy - Utrecht University

Bachelor program 50950 ECBB

Nationale Studenten Enquete 2021

Educatieve Module Economics and Business Economics (bachelor

Economie en Bedrijfseconomie

Universiteit Utrecht

2018	2021		Netherlands	Faculty
◀ 3.89	**3.74**	Satisfied with program	3.70	◀ 3.97
◀ 3.72	**3.53**	General skills	◁ 3.61	◀ 3.68
3.83	**3.91**	Education feasibility	3.77 ▶	3.95
◁ 3.90	**3.79**	Atmosphere	3.60 ▶	◀ 3.95
3.91	**3.94**	Would choose again	3.85 ▷	◀ 4.24
3.69 ▶	**3.83**	Content & organisation	3.72 ▶	◀ 3.92
2.75	**2.82**	Connection to practice	◀ 2.92	◁ 2.91
3.57 ▷	**3.66**	Teachers	3.65	◀ 3.91
3.53 ▶	**3.85**	English	◁ 3.95	3.58 ▶
3.36 ▶	**3.79**	Counseling	3.70	3.77
◀ 3.75	**3.58**	Assessment	3.58	◁ 3.66
	3.79	Engagement & contact	3.73 ▷	◀ 3.98

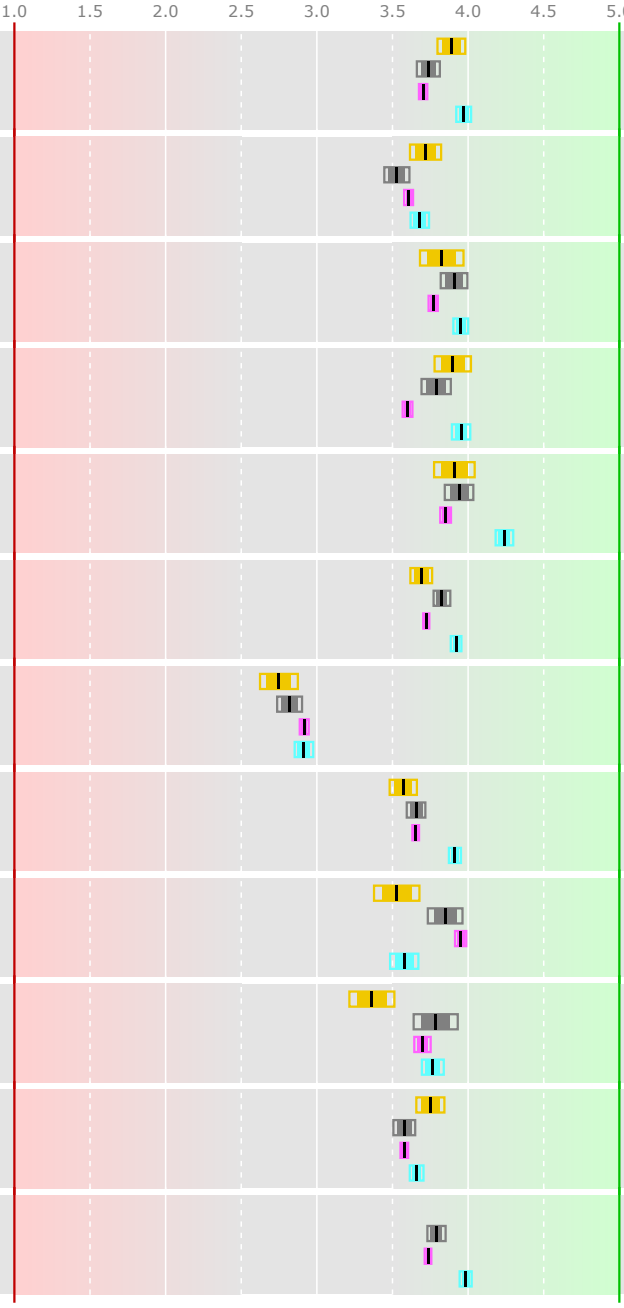

Response: 369 out of 1 = 36900.0%

Compared to previous years

- program in 2018 (n=208)
- ECBB in 2021 (n=369)
- 95% confidence interval
- 80% confidence interval

The UU program in 2021 is...

- ▶ probably better
- ▷ possibly better
- ◁ possibly worse
- ◀ probably worse

...than the comparison group

Compared to similar programs in NL

Netherlands

Groningen: Economie en Bedrijfseconomie (n=334)
Rotterdam: Economie en Bedrijfseconomie (n=908)
Wageningen: Economie en Beleid (n=66)
Maastricht: Economie en Bedrijfseconomie (n=509)
UvA: Economie en Bedrijfskunde (n=15)
UvA: Economics and Business Economic (n=498)
VU: Economie en Bedrijfseconomie (n=130)
Nijmegen: Economie en Bedrijfseconomie (n=244)
Tilburg: Bedrijfseconomie (n=555)
Tilburg: Economie en Bedrijfseconomie (n=181)
Tilburg: Economie (n=112)

Compared to Bachelor program in faculty REBO

Faculty REBO

Bestuurs- en Organisatiewetenschap (n=136)
Rechtsgeleerdheid (n=707)
Philosophy, Politics and Economics (n=82)

Bachelorprogram 50950 ECBB

Educatieve Module Economics and Business Economics (bachelor Economie en Bedrijfseconomie

Content & organisation

2018	2021		Netherlands	Faculty
3.87	**3.84**	Satisfied with content	◁3.89	◀4.12
3.53▶	**3.77**	Up-to-date	3.75	◀4.21
3.85▷	**3.93**	Quality materials	3.89	◀4.08
3.89	**3.88**	Program level	◁3.93	◀4.10
3.65	**3.58**	Work methods	3.55	◀3.75
3.20▶	**3.88**	Can broaden/deepen	3.72▶	3.83
	3.82	Program coordination	3.73▷	3.81
3.34▶	**3.83**	Challenging	3.86	◀4.01
3.75▶	**3.94**	Shape your own program	3.32▶	3.53▶

Connection to practice

3.06▶	**3.28**	Satisfied with practice	3.27	3.28
2.86	**2.96**	Skills for practice	3.02	3.02
2.69	**2.68**	Link to professionals	◀2.81	◀2.81

Teachers

3.52▷	**3.66**	Satisfied with teachers	3.69	◀4.07
3.51	**3.56**	Involvement	3.35▶	◀3.81
3.56▷	**3.66**	Didactic skills	3.68	◀3.99
3.81▶	**4.06**	Content expertise	◀4.19	◀4.28
◁3.70	**3.58**	Practice knowledge	◀3.79	◀3.91
3.54	**3.52**	Supportive	3.41▶	◀3.80
◀3.30	**3.12**	Inspiring	3.15	◀3.52
	3.75	Understandable	3.79	◀4.01
	4.00	Encourage questions	3.86▶	3.99

Counseling

2018	2021		Netherlands	Faculty
3.25▶	**3.64**	Satisfied with counseling	3.54	3.72
3.49▶	**3.81**	Opportunity	3.76	3.85
3.44▶	**3.77**	Quality	3.64▷	3.69

Assessment

◁3.61	**3.50**	Satisfied with assessment	3.33▶	◀3.65
◀3.82	**3.62**	Exam matches content	3.63	◀3.84
3.68	**3.68**	Clear criteria	3.73	3.49▶
◁3.77	**3.65**	Quality knowledge exam	3.62	◀3.85
◀3.72	**3.52**	Quality practice exam	3.48	◀3.68
	3.65	Exam form follows content	3.66	◀3.90
3.40	**3.35**	Feedback on exams	3.34	3.19▶

Engagement & contact

3.80▶	**4.06**	Teachers reachable	3.85▶	4.09
	3.47	Feedback	3.43	◁3.59
	4.22	Feel safe	4.13▷	4.24
	3.81	Feel at home	3.75	◀4.01
	3.62	Feel inspired	3.63	◀4.00
	3.74	Regularly engaged	◁3.83	◀4.05
	3.42	Involved outside lessons	3.41	◀3.78
	3.70	Feedback appreciated	3.64	◀3.87
3.20▶	**4.04**	Course evaluations	3.94▶	◀4.22

General

3.63▶	**3.80**	Information	3.60▶	◁3.87
◀3.98	**3.78**	Facilities	3.60▶	3.73
	3.21	Study pressure	3.43	3.26

"study pressure" is coded as: 1=too low, 3=good, 5=too high

data analysis:
Jeroen Fokker - Departement Computer Science - Utrecht University
Hossein Al Mahmoudi - UBD Teaching Policy - Utrecht University

Bachelor program 54999

Philosophy, Politics and Economics

Nationale Studenten Enquete 2021

Universiteit Utrecht

Response: 82 out of 193 = 42.5%

Compared to previous years

- program in 2018 (n=0)
- program in 2021 (n=82)
- 95% confidence interval
- 80% confidence interval

Compared to similar programs in NL

- Netherlands
- VU: Philosophy, Politics and Econom (n=72)

Compared to Bachelor program in faculty REBO

- Faculty REBO
- Bestuurs- en Organisatiewetenschap (n=136)
- Rechtsgeleerdheid (n=707)
- Economie en Bedrijfseconomie (n=379)

The UU program in 2021 is...

- ▶ probably better
- ▷ possibly better
- ◁ possibly worse
- ◀ probably worse

...than the comparison group

Bachelorprogram 54999

Philosophy, Politics and Economics

Content & organisation

2018	2021		Netherlands	Faculty
	4.12	Satisfied with content	4.18	4.03
	4.13	Up-to-date	4.14	4.08
	4.19	Quality materials	4.05	4.03 ▷
	4.08	Program level	4.12	4.03
	3.95	Work methods	3.78 ▷	3.68 ▶
	4.15	Can broaden/deepen	4.22	3.82 ▶
	3.78	Program coordination	3.86	3.81
	4.00	Challenging	4.09	3.95
	3.87	Shape your own program	3.45 ▶	3.63 ▶

Connection to practice

	3.27	Satisfied with practice	◁ 3.48	3.28
	3.08	Skills for practice	◁ 3.32	3.00
	3.32	Link to professionals	3.12	2.73 ▶

Teachers

	4.23	Satisfied with teachers	3.94 ▶	3.93 ▶
	4.23	Involvement	3.97 ▶	3.71 ▶
	4.07	Didactic skills	3.77 ▶	3.88 ▶
	4.35	Content expertise	4.32	4.21 ▷
	3.77	Practice knowledge	3.78	3.82
	3.82	Supportive	3.73	3.71
	3.78	Inspiring	3.62	3.37 ▶
	4.00	Understandable	3.92	3.92
	4.26	Encourage questions	4.12	3.97 ▶

Counseling

2018	2021		Netherlands	Faculty
	3.82	Satisfied with counseling	3.87	3.69
	3.84	Opportunity	◁ 4.14	3.83
	3.80	Quality	3.71	3.69

Assessment

	3.70	Satisfied with assessment	3.66	3.60
	3.90	Exam matches content	3.88	3.77
	3.49	Clear criteria	3.59	3.54
	3.62	Quality knowledge exam	◁ 3.81	◁ 3.80
	3.59	Quality practice exam	3.59	3.63
	3.82	Exam form follows content	3.80	3.82
	3.56	Feedback on exams	3.56	3.21 ▶

Engagement & contact

	4.37	Teachers reachable	4.10 ▶	4.06 ▶
	3.90	Feedback	3.67 ▷	3.53 ▶
	4.22	Feel safe	4.33	4.23
	3.97	Feel at home	3.84	3.95
	4.21	Feel inspired	4.23	3.87 ▶
	4.09	Regularly engaged	4.04	3.95
	4.10	Involved outside lessons	4.05	3.65 ▶
	3.94	Feedback appreciated	3.67 ▷	3.81
	4.16	Course evaluations	3.91 ▷	4.16

General

	3.80	Information	3.77	3.84
	4.41	Facilities	4.31	3.69 ▶
	3.35	Study pressure	3.55	3.24

"study pressure" is coded as: 1=too low, 3=good, 5=too high

data analysis:
Jeroen Fokker - Departement Computer Science - Utrecht University
Hossein Al Mahmoudi - UBD Teaching Policy - Utrecht University

Bachelor program 56034

Geschiedenis

Nationale Studenten Enquete 2021

Universiteit Utrecht

	2018	2021		Netherlands	Faculty
◁	4.13	**4.00**	Satisfied with program	3.92 ▷	3.98
◀	3.98	**3.80**	General skills	3.85	3.81
▶	3.70	**4.02**	Education feasibility	3.83 ▶	◁ 4.10
◀	4.31	**4.07**	Atmosphere	3.95 ▶	◀ 4.20
	4.36	**4.30**	Would choose again	4.07 ▶	4.08 ▶
	3.94	**3.93**	Content & organisation	3.88 ▷	3.96
	2.80	**2.73**	Connection to practice	2.78	2.77
▶	3.81	**4.00**	Teachers	3.92 ▶	4.00
▷	3.65	**3.90**	English	◀ 4.15	◀ 4.14
▶	3.52	**3.75**	Counseling	3.82	◀ 3.98
◁	3.88	**3.78**	Assessment	3.70 ▷	◀ 3.89
		4.03	Engagement & contact	3.95 ▶	4.06

Response: 296 out of 984 = 30.1%

Compared to previous years

- program in 2018 (n=178)
- program in 2021 (n=296)
- 95% confidence interval
- 80% confidence interval

The UU program in 2021 is...

- ▶ probably better
- ▷ possibly better
- ◁ possibly worse
- ◀ probably worse

...than the comparison group

Compared to similar programs in NL

Netherlands

Leiden: Geschiedenis (n=386)
Groningen: Internationale Betrekkingen en (n=338)
Groningen: Geschiedenis (n=225)
Rotterdam: Geschiedenis (n=127)
Maastricht: Europese Studies (n=345)
UvA: Geschiedenis (n=153)
UvA: Europese Studies (n=238)
VU: Geschiedenis (n=35)
Nijmegen: Geschiedenis (n=167)

Compared to Bachelor program in faculty GW

Faculty GW

English Language and Culture (n=119)
Liberal Arts and Sciences (n=226)
Religiewetenschappen (n=10)
Media en Cultuur (n=160)
Islam en Arabisch (n=5)
Wijsbegeerte (n=49)
Keltische Talen en Cultuur (n=16)
Muziekwetenschap (n=35)
Taal- en Cultuurstudies (n=191)
Literatuurwetenschap (n=67)
Taalwetenschap (n=44)
Nederlandse Taal en Cultuur (n=45)
Duitse Taal en Cultuur (n=18)
Franse Taal en Cultuur (n=17)
Italiaanse Taal en Cultuur (n=12)
Spaanse Taal en Cultuur (n=30)
Kunstgeschiedenis (n=53)
Communicatie- en Informatiewetenschappe (n=141)
Kunstmatige Intelligentie (n=141)

Bachelorprogram 56034

Geschiedenis

Content & organisation

2018	2021		Netherlands	Faculty
4.13	**4.20**	Satisfied with content	4.08 ▶	4.04 ▶
3.96	**3.94**	Up-to-date	3.94	3.95
4.09	**4.13**	Quality materials	4.06 ▷	4.02 ▶
4.14	**4.12**	Program level	4.06	3.98 ▶
3.81	**3.78**	Work methods	3.73	3.81
3.68 ▶	**3.99**	Can broaden/deepen	3.99	◀ 4.11
	3.73	Program coordination	3.72	3.80
3.71 ▶	**3.92**	Challenging	3.92	3.90
3.87	**3.82**	Shape your own program	3.56 ▶	◀ 4.13

Connection to practice

2018	2021		Netherlands	Faculty
3.01	**2.98**	Satisfied with practice	3.04	3.04
◁ 2.95	**2.82**	Skills for practice	◀ 2.94	2.82
2.69	**2.64**	Link to professionals	2.62	◁ 2.71

Teachers

2018	2021		Netherlands	Faculty
3.88 ▶	**4.18**	Satisfied with teachers	4.05 ▶	4.15
3.91	**4.00**	Involvement	3.88 ▶	◁ 4.08
3.77 ▶	**4.05**	Didactic skills	3.91 ▶	4.08
4.24 ▶	**4.44**	Content expertise	4.36 ▶	4.41
◁ 3.78	**3.61**	Practice knowledge	3.65	3.63
3.76 ▷	**3.87**	Supportive	3.79 ▷	3.92
3.74	**3.74**	Inspiring	3.64 ▷	3.74
	4.14	Understandable	4.03 ▶	4.03 ▶
	4.16	Encourage questions	4.09 ▷	4.15

Counseling

2018	2021		Netherlands	Faculty
3.63	**3.65**	Satisfied with counseling	3.74	◀ 3.86
3.81	**3.80**	Opportunity	3.89	◀ 4.04
3.66	**3.69**	Quality	3.76	◀ 3.91

Assessment

2018	2021		Netherlands	Faculty
◁ 3.86	**3.76**	Satisfied with assessment	3.63 ▶	◁ 3.85
3.90	**3.81**	Exam matches content	3.78	◀ 3.98
3.82	**3.80**	Clear criteria	3.72 ▷	◁ 3.89
3.89	**3.83**	Quality knowledge exam	3.76 ▷	◁ 3.90
◀ 3.91	**3.72**	Quality practice exam	3.67	◀ 3.83
	3.79	Exam form follows content	3.76	◀ 3.98
3.65	**3.71**	Feedback on exams	3.51 ▶	3.77

Engagement & contact

2018	2021		Netherlands	Faculty
3.79 ▶	**4.18**	Teachers reachable	4.14	◁ 4.27
	3.81	Feedback	3.74	3.85
	4.27	Feel safe	4.23	◁ 4.36
	4.11	Feel at home	3.92 ▶	4.04
	4.09	Feel inspired	4.02 ▷	4.03
	3.95	Regularly engaged	4.02	4.00
	3.75	Involved outside lessons	3.73	3.70
	3.91	Feedback appreciated	3.78 ▶	◁ 3.99
3.18 ▶	**4.15**	Course evaluations	4.00 ▶	◀ 4.28

General

2018	2021		Netherlands	Faculty
3.78 ▷	**3.92**	Information	3.77 ▶	3.85 ▷
◀ 3.85	**3.55**	Facilities	3.58	3.63
	3.22	Study pressure	3.36	3.17

"study pressure" is coded as: 1=too low, 3=good, 5=too high

data analysis:
Jeroen Fokker - Departement Computer Science - Utrecht University
Hossein Al Mahmoudi - UBD Teaching Policy - Utrecht University

Bachelor program 56034 GESB

Geschiedenis

Geschiedenis

Nationale Studenten Enquete 2021

Universiteit Utrecht

2018	2021		Netherlands	Faculty
◁ 4.13	**4.00**	Satisfied with program	▷ 3.92	3.98
◀ 3.98	**3.80**	General skills	3.85	3.81
3.70 ▶	**4.07**	Education feasibility	3.83 ▶	4.10
◀ 4.31	**4.06**	Atmosphere	▷ 3.95	◀ 4.20
4.36	**4.31**	Would choose again	4.07 ▶	4.08 ▶
3.94	**3.94**	Content & organisation	▷ 3.88	3.96
2.80	**2.74**	Connection to practice	2.78	2.77
3.81 ▶	**4.00**	Teachers	3.92 ▶	4.00
3.65	**3.73**	English	◀ 4.15	◀ 4.14
3.52 ▶	**3.76**	Counseling	3.82	◀ 3.98
◁ 3.88	**3.79**	Assessment	3.70 ▶	◀ 3.89
	4.02	Engagement & contact	▷ 3.95	4.06

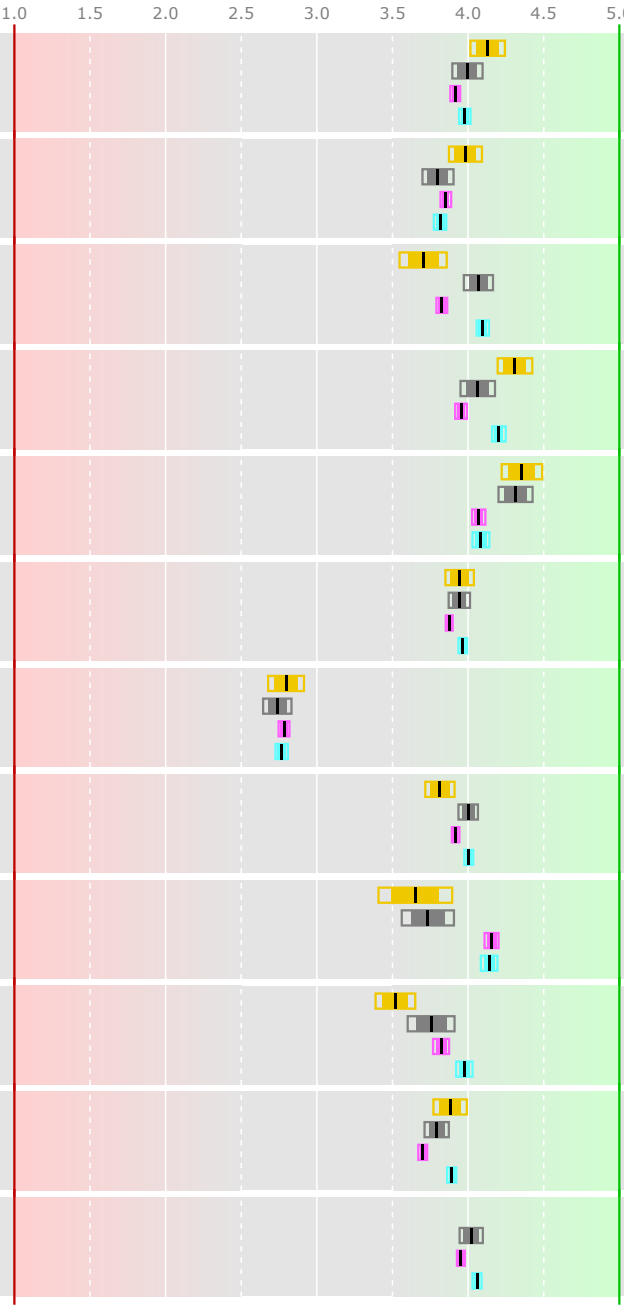

Response: 229 out of 773 = 29.6%

Compared to previous years

- program in 2018 (n=178)
- GESB in 2021 (n=229)
- 95% confidence interval
- 80% confidence interval

The UU program in 2021 is...

- ▶ probably better
- ▷ possibly better
- ◁ possibly worse
- ◀ probably worse

...than the comparison group

Compared to similar programs in NL

Netherlands

Leiden: Geschiedenis (n=386)
Groningen: Internationale Betrekkingen en (n=338)
Groningen: Geschiedenis (n=225)
Rotterdam: Geschiedenis (n=127)
Maastricht: Europese Studies (n=345)
UvA: Geschiedenis (n=153)
UvA: Europese Studies (n=238)
VU: Geschiedenis (n=35)
Nijmegen: Geschiedenis (n=167)

Compared to Bachelor program in faculty GW

Faculty GW

English Language and Culture (n=119)
Liberal Arts and Sciences (n=226)
Religiewetenschappen (n=10)
Media en Cultuur (n=160)
Islam en Arabisch (n=5)
Wijsbegeerte (n=49)
Keltische Talen en Cultuur (n=16)
Muziekwetenschap (n=35)
Taal- en Cultuurstudies (n=191)
Literatuurwetenschap (n=67)
Taalwetenschap (n=44)
Nederlandse Taal en Cultuur (n=45)
Duitse Taal en Cultuur (n=18)
Franse Taal en Cultuur (n=17)
Italiaanse Taal en Cultuur (n=12)
Spaanse Taal en Cultuur (n=30)
Kunstgeschiedenis (n=53)
Communicatie- en Informatiewetenschappe (n=141)
Kunstmatige Intelligentie (n=141)

Bachelorprogram 56034 GESB

Geschiedenis
Geschiedenis

Content & organisation

2018	2021		Netherlands	Faculty
4.13 ▷	**4.23**	Satisfied with content	4.08 ▶	4.04 ▶
3.96	**3.97**	Up-to-date	3.94	3.95
4.09	**4.15**	Quality materials	4.06 ▷	4.02 ▶
4.14	**4.10**	Program level	4.06	3.98 ▶
3.81	**3.77**	Work methods	3.73	3.81
3.68 ▶	**3.97**	Can broaden/deepen	3.99	◀ 4.11
	3.76	Program coordination	3.72	3.80
3.71 ▶	**3.96**	Challenging	3.92	3.90
3.87	**3.83**	Shape your own program	3.56 ▶	◀ 4.13

Connection to practice

2018	2021		Netherlands	Faculty
3.01	**2.97**	Satisfied with practice	◁ 3.04	◁ 3.04
◁ 2.95	**2.82**	Skills for practice	◀ 2.94	2.82
2.69	**2.65**	Link to professionals	2.62	2.71

Teachers

2018	2021		Netherlands	Faculty
3.88 ▶	**4.23**	Satisfied with teachers	4.05 ▶	4.15 ▷
3.91	**3.98**	Involvement	3.88 ▷	◁ 4.08
3.77 ▶	**4.05**	Didactic skills	3.91 ▶	4.08
4.24 ▶	**4.48**	Content expertise	4.36 ▶	4.41 ▷
◀ 3.78	**3.57**	Practice knowledge	3.65	3.63
3.76	**3.85**	Supportive	3.79 ▷	◁ 3.92
3.74	**3.75**	Inspiring	3.64 ▷	3.74
	4.15	Understandable	4.03 ▶	4.03 ▶
	4.17	Encourage questions	4.09 ▷	4.15

Counseling

2018	2021		Netherlands	Faculty
3.63	**3.63**	Satisfied with counseling	3.74	◀ 3.86
3.81	**3.79**	Opportunity	3.89	◀ 4.04
3.66	**3.72**	Quality	3.76	◀ 3.91

Assessment

2018	2021		Netherlands	Faculty
3.86	**3.79**	Satisfied with assessment	3.63 ▶	3.85
3.90	**3.83**	Exam matches content	3.78	◀ 3.98
3.82	**3.85**	Clear criteria	3.72 ▶	3.89
3.89	**3.84**	Quality knowledge exam	3.76 ▷	3.90
◁ 3.91	**3.76**	Quality practice exam	3.67 ▷	◁ 3.83
	3.80	Exam form follows content	3.76	◀ 3.98
3.65	**3.69**	Feedback on exams	3.51 ▶	3.77

Engagement & contact

2018	2021		Netherlands	Faculty
3.79 ▶	**4.15**	Teachers reachable	4.14	◀ 4.27
	3.81	Feedback	3.74	3.85
	4.28	Feel safe	4.23	4.36
	4.12	Feel at home	3.92 ▶	4.04
	4.09	Feel inspired	4.02	4.03
	3.90	Regularly engaged	◁ 4.02	◁ 4.00
	3.75	Involved outside lessons	3.73	3.70
	3.92	Feedback appreciated	3.78 ▶	3.99
3.18 ▶	**4.17**	Course evaluations	4.00 ▶	◁ 4.28

General

2018	2021		Netherlands	Faculty
3.78 ▷	**3.91**	Information	3.77 ▶	3.85
◀ 3.85	**3.52**	Facilities	3.58	◁ 3.63
	3.18	Study pressure	3.36	3.17

"study pressure" is coded as: 1=too low, 3=good, 5=too high

data analysis:
Jeroen Fokker - Departement Computer Science - Utrecht University
Hossein Al Mahmoudi - UBD Teaching Policy - Utrecht University

Bachelor program 56034 HISB

History
Geschiedenis

Nationale Studenten Enquete 2021

Universiteit Utrecht

2018	2021		Netherlands	Faculty
4.13	**4.03**	Satisfied with program	3.92 ▷	3.98
◁ 3.98	**3.80**	General skills	3.85	3.81
3.70	**3.86**	Education feasibility	3.83	◀ 4.10
◁ 4.31	**4.11**	Atmosphere	3.95 ▷	4.20
4.36	**4.26**	Would choose again	4.07 ▷	4.08 ▷
3.94	**3.88**	Content & organisation	3.88	◁ 3.96
2.80	**2.70**	Connection to practice	2.78	2.77
3.81 ▶	**4.01**	Teachers	3.92 ▷	4.00
3.65 ▶	**4.35**	English	4.15 ▷	4.14 ▷
3.52	**3.72**	Counseling	3.82	◁ 3.98
◁ 3.88	**3.72**	Assessment	3.70	◁ 3.89
	4.05	Engagement & contact	3.95 ▷	4.06

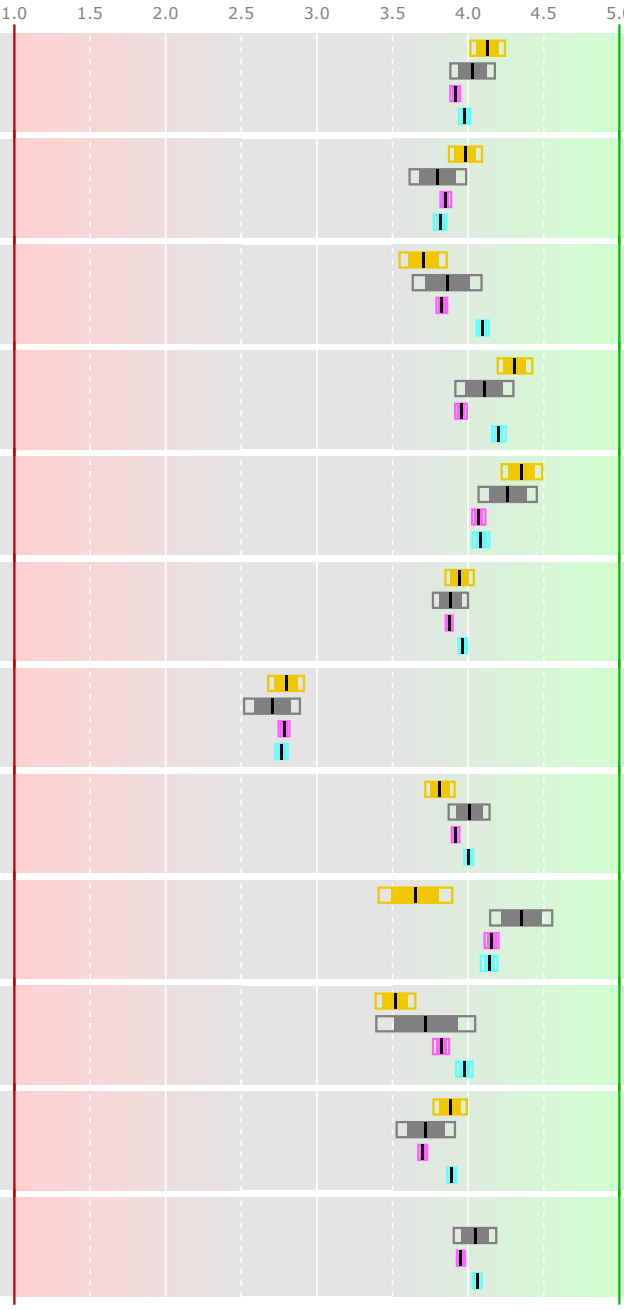

Response: 67 out of 208 = 32.2%

Compared to previous years

- program in 2018 (n=178)
- HISB in 2021 (n=67)
- 95% confidence interval
- 80% confidence interval

The UU program in 2021 is...

- ▶ probably better
- ▷ possibly better
- ◁ possibly worse
- ◀ probably worse

...than the comparison group

Compared to similar programs in NL

Netherlands

Leiden: Geschiedenis (n=386)
Groningen: Internationale Betrekkingen en (n=338)
Groningen: Geschiedenis (n=225)
Rotterdam: Geschiedenis (n=127)
Maastricht: Europese Studies (n=345)
UvA: Geschiedenis (n=153)
UvA: Europese Studies (n=238)
VU: Geschiedenis (n=35)
Nijmegen: Geschiedenis (n=167)

Compared to Bachelor program in faculty GW

Faculty GW

English Language and Culture (n=119)
Liberal Arts and Sciences (n=226)
Religiewetenschappen (n=10)
Media en Cultuur (n=160)
Islam en Arabisch (n=5)
Wijsbegeerte (n=49)
Keltische Talen en Cultuur (n=16)
Muziekwetenschap (n=35)
Taal- en Cultuurstudies (n=191)
Literatuurwetenschap (n=67)
Taalwetenschap (n=44)
Nederlandse Taal en Cultuur (n=45)
Duitse Taal en Cultuur (n=18)
Franse Taal en Cultuur (n=17)
Italiaanse Taal en Cultuur (n=12)
Spaanse Taal en Cultuur (n=30)
Kunstgeschiedenis (n=53)
Communicatie- en Informatiewetenschappe (n=141)
Kunstmatige Intelligentie (n=141)

Bachelorprogram 56034 HISB

History
Geschiedenis

Content & organisation

2018	2021		Netherlands	Faculty
4.13	**4.09**	Satisfied with content	4.08	4.04
◁3.96	**3.80**	Up-to-date	◁3.94	◁3.95
4.09	**4.03**	Quality materials	4.06	4.02
4.14	**4.18**	Program level	4.06▷	3.98▶
3.81	**3.82**	Work methods	3.73	3.81
3.68▶	**4.07**	Can broaden/deepen	3.99	4.11
	3.64	Program coordination	3.72	◁3.80
3.71	**3.77**	Challenging	◁3.92	◁3.90
3.87	**3.75**	Shape your own program	3.56▷	◀4.13

Connection to practice

3.01	**3.03**	Satisfied with practice	3.04	3.04
2.95	**2.83**	Skills for practice	2.94	2.82
2.69	**2.58**	Link to professionals	2.62	2.71

Teachers

3.88	**4.02**	Satisfied with teachers	4.05	◁4.15
3.91	**4.05**	Involvement	3.88▷	4.08
3.77▶	**4.07**	Didactic skills	3.91▷	4.08
4.24	**4.28**	Content expertise	4.36	◁4.41
3.78	**3.77**	Practice knowledge	3.65	3.63
3.76	**3.91**	Supportive	3.79	3.92
3.74	**3.70**	Inspiring	3.64	3.74
	4.12	Understandable	4.03	4.03
	4.14	Encourage questions	4.09	4.15

Counseling

2018	2021		Netherlands	Faculty
3.63	**3.71**	Satisfied with counseling	3.74	3.86
3.81	**3.84**	Opportunity	3.89	◁4.04
3.66	**3.60**	Quality	3.76	◁3.91

Assessment

◁3.86	**3.66**	Satisfied with assessment	3.63	◁3.85
3.90	**3.74**	Exam matches content	3.78	◁3.98
◁3.82	**3.63**	Clear criteria	3.72	◀3.89
3.89	**3.79**	Quality knowledge exam	3.76	3.90
◀3.91	**3.59**	Quality practice exam	3.67	◀3.83
	3.79	Exam form follows content	3.76	◁3.98
3.65	**3.80**	Feedback on exams	3.51▶	3.77

Engagement & contact

3.79▶	**4.27**	Teachers reachable	4.14▷	4.27
	3.82	Feedback	3.74	3.85
	4.23	Feel safe	4.23	4.36
	4.05	Feel at home	3.92▷	4.04
	4.11	Feel inspired	4.02	4.03
	4.16	Regularly engaged	4.02▷	4.00▷
	3.77	Involved outside lessons	3.73	3.70
	3.89	Feedback appreciated	3.78	3.99
3.18▶	**4.11**	Course evaluations	4.00	◁4.28

General

3.78▷	**3.97**	Information	3.77▶	3.85
◁3.85	**3.66**	Facilities	3.58	3.63
	3.37	Study pressure	3.36	3.17

"study pressure" is coded as: 1=too low, 3=good, 5=too high

data analysis:
Jeroen Fokker - Departement Computer Science - Utrecht University
Hossein Al Mahmoudi - UBD Teaching Policy - Utrecht University

Bachelor program 56041

Islam en Arabisch

Nationale Studenten Enquete 2021

Universiteit Utrecht

2018	2021		Netherlands	Faculty
4.40	**4.60**	Satisfied with program	4.12	3.98 ▷
4.20	**4.40**	General skills	3.88	3.81 ▷
3.00 ▷	**4.20**	Education feasibility	4.00	4.08
◁ 5.00	**4.60**	Atmosphere	4.62	4.18 ▷
4.67	**4.40**	Would choose again	4.50	4.12
4.16	**4.03**	Content & organisation	3.89	3.96
2.83	**3.10**	Connection to practice	3.21	2.76
4.38	**4.42**	Teachers	4.27	4.00 ▷
4.00	**4.25**	English	3.67	4.09
3.78	**3.83**	Counseling		3.94
4.08	**4.17**	Assessment	4.02	3.87
	4.20	Engagement & contact	4.43	4.05

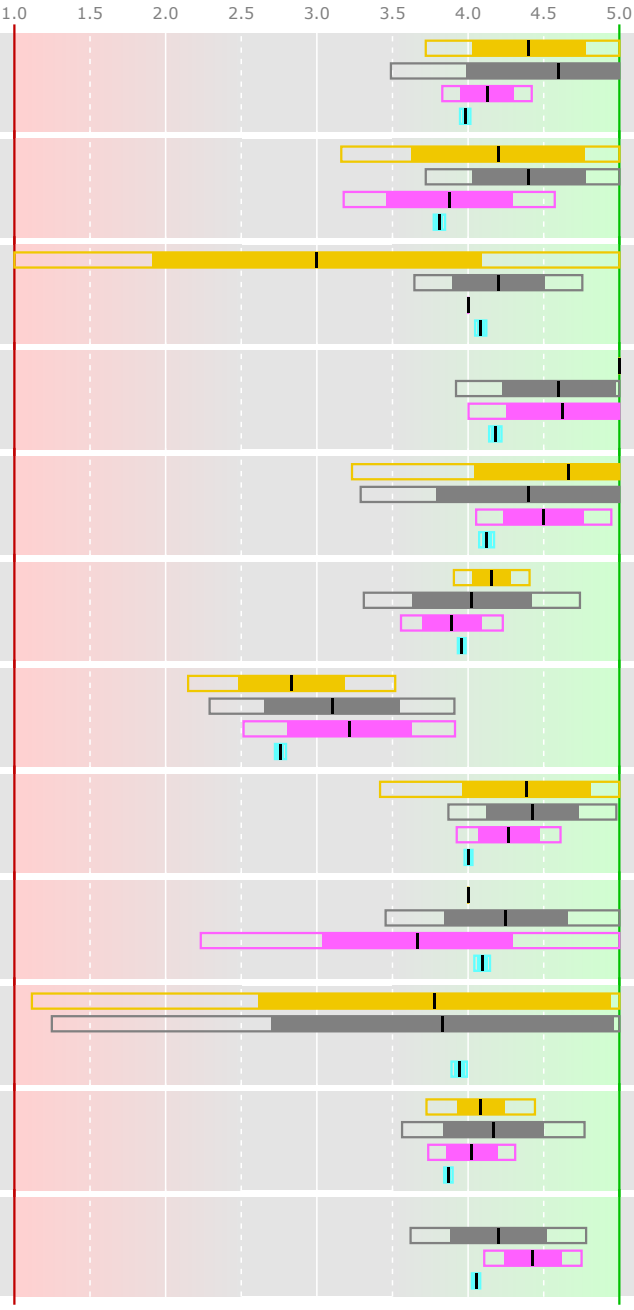

Response: 5 out of 13 = 38.5%

Compared to previous years

program in 2018 (n=5)
program in 2021 (n=5)
95% confidence interval
80% confidence interval

The UU program in 2021 is...
▶ probably better
▷ possibly better
◁ possibly worse
◀ probably worse
...than the comparison group

Compared to similar programs in NL

Netherlands
UvA: Arabische Taal en Cultuur (n=8)

Compared to Bachelor program in faculty GW

Faculty GW
English Language and Culture (n=119)
Liberal Arts and Sciences (n=226)
Religiewetenschappen (n=10)
Media en Cultuur (n=160)
Geschiedenis (n=296)
Wijsbegeerte (n=49)
Keltische Talen en Cultuur (n=16)
Muziekwetenschap (n=35)
Taal- en Cultuurstudies (n=191)
Literatuurwetenschap (n=67)
Taalwetenschap (n=44)
Nederlandse Taal en Cultuur (n=45)
Duitse Taal en Cultuur (n=18)
Franse Taal en Cultuur (n=17)
Italiaanse Taal en Cultuur (n=12)
Spaanse Taal en Cultuur (n=30)
Kunstgeschiedenis (n=53)
Communicatie- en Informatiewetenschappe (n=141)
Kunstmatige Intelligentie (n=141)

Bachelorprogram 56041

Islam en Arabisch

Content & organisation

2018	2021		Netherlands	Faculty
4.40	**4.00**	Satisfied with content	4.25	4.07
4.75	**4.20**	Up-to-date	4.00	3.95
4.25	**3.80**	Quality materials	4.00	4.04
4.25	**4.20**	Program level	4.00	4.01
4.25	**4.20**	Work methods	3.57 ▷	3.80 ▷
3.33	**4.20**	Can broaden/deepen	3.71	4.09
	3.80	Program coordination	4.00	3.79
4.00	**4.00**	Challenging	4.29	3.90
4.00	**3.80**	Shape your own program	3.57	4.07

Connection to practice

2.80 ▷	**3.60**	Satisfied with practice	3.00	3.03
3.50	**3.20**	Skills for practice	3.43	2.82 ▷
2.75	**3.00**	Link to professionals	3.00	2.70

Teachers

4.80	**4.60**	Satisfied with teachers	4.62	4.15 ▷
4.33	**4.60**	Involvement	4.86	4.06 ▷
4.67	**4.80**	Didactic skills	4.29 ▷	4.07 ▶
5.00	**4.80**	Content expertise	4.43	4.42 ▷
4.00	**3.80**	Practice knowledge	3.57	3.63
4.33	**3.80**	Supportive	4.29	3.91
4.67	**4.40**	Inspiring	4.14	3.74 ▷
	4.40	Understandable	4.29	4.05
	4.80	Encourage questions	4.29 ▷	4.15 ▶

Counseling

2018	2021		Netherlands	Faculty
4.00	**4.33**	Satisfied with counseling		3.82
4.00	**4.00**	Opportunity		4.01
4.00	**3.67**	Quality		3.88

Assessment

4.00	**4.20**	Satisfied with assessment	3.88	3.83 ▷
4.00	**4.00**	Exam matches content	3.86	3.94
4.33	**4.40**	Clear criteria	4.00	3.88 ▷
4.00	**4.00**	Quality knowledge exam	4.14	3.89
4.00	**4.20**	Quality practice exam	4.00	3.81 ▷
	4.20	Exam form follows content	3.86	3.94
3.67	**4.20**	Feedback on exams	4.29	3.76 ▷

Engagement & contact

4.67	**4.20**	Teachers reachable	4.57	4.25
	4.20	Feedback	4.57	3.84 ▷
	4.60	Feel safe	4.43	4.34
	4.20	Feel at home	4.71	4.06
	4.60	Feel inspired	4.57	4.04 ▷
	4.00	Regularly engaged	4.14	3.99
	4.00	Involved outside lessons	4.00	3.71
	4.00	Feedback appreciated	4.29	3.98
3.00 ▷	**4.00**	Course evaluations	4.57	4.26

General

4.20	**4.20**	Information	4.00	3.86
4.40	**4.00**	Facilities	3.62	3.61
	3.00	Study pressure	3.71	3.18

"study pressure" is coded as: 1=too low, 3=good, 5=too high

data analysis:
Jeroen Fokker - Departement Computer Science - Utrecht University
Hossein Al Mahmoudi - UBD Teaching Policy - Utrecht University

Bachelor program 56081

Wijsbegeerte

Nationale Studenten Enquete 2021

Universiteit Utrecht

2018	2021		Netherlands	Faculty
4.15	**3.98**	Satisfied with program	4.03	3.98
3.95	**3.84**	General skills	3.91	3.81
3.97	**4.21**	Education feasibility	4.07	4.08
4.45	**4.23**	Atmosphere	4.22	4.18
4.23	**4.33**	Would choose again	4.34	4.12 ▷
4.00	**4.11**	Content & organisation	4.00 ▷	3.95 ▶
2.58	**2.79**	Connection to practice	2.88	2.76
4.00	**4.15**	Teachers	4.11	4.00 ▶
4.20	**4.17**	English	4.24	4.09
3.78	**3.96**	Counseling	3.75	3.94
4.04	**4.02**	Assessment	3.91	3.87 ▷
	4.17	Engagement & contact	4.14	4.05 ▷

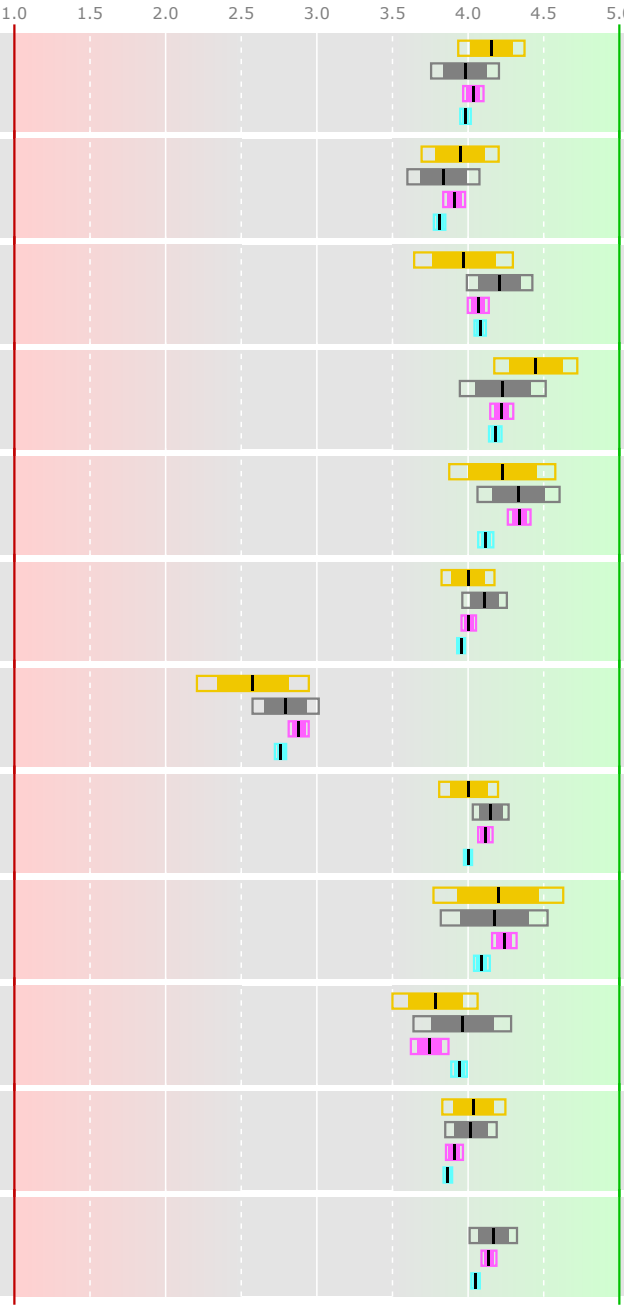

Response: 49 out of 209 = 23.4%

Compared to previous years

- program in 2018 (n=39)
- program in 2021 (n=49)
- 95% confidence interval
- 80% confidence interval

The UU program in 2021 is...

- ▶ probably better
- ▷ possibly better
- ◁ possibly worse
- ◀ probably worse

...than the comparison group

Compared to similar programs in NL

Netherlands

Leiden: Wijsbegeerte (n=127)
Groningen: Wijsbegeerte (n=81)
Rotterdam: Wijsbegeerte (n=68)
UvA: Wijsbegeerte (n=87)
VU: Wijsbegeerte (n=16)
Nijmegen: Wijsbegeerte (n=93)
Tilburg: Wijsbegeerte (n=77)

Compared to Bachelor program in faculty GW

Faculty GW

English Language and Culture (n=119)
Liberal Arts and Sciences (n=226)
Religiewetenschappen (n=10)
Media en Cultuur (n=160)
Geschiedenis (n=296)
Islam en Arabisch (n=5)
Keltische Talen en Cultuur (n=16)
Muziekwetenschap (n=35)
Taal- en Cultuurstudies (n=191)
Literatuurwetenschap (n=67)
Taalwetenschap (n=44)
Nederlandse Taal en Cultuur (n=45)
Duitse Taal en Cultuur (n=18)
Franse Taal en Cultuur (n=17)
Italiaanse Taal en Cultuur (n=12)
Spaanse Taal en Cultuur (n=30)
Kunstgeschiedenis (n=53)
Communicatie- en Informatiewetenschappe (n=141)
Kunstmatige Intelligentie (n=141)

Bachelorprogram 56081

Wijsbegeerte

Content & organisation

2018	2021		Netherlands	Faculty
4.08	**4.18**	Satisfied with content	4.28	4.06
3.66	**3.79**	Up-to-date	3.93	3.95
4.24	**4.29**	Quality materials	4.29	4.03 ▶
4.05	**4.27**	Program level	4.19	4.00 ▶
4.00	**3.85**	Work methods	3.78	3.80
4.28	**4.28**	Can broaden/deepen	4.11 ▷	4.08 ▷
	3.91	Program coordination	3.86	3.78
3.78 ▶	**4.28**	Challenging	4.19	3.89 ▶
4.19	**4.13**	Shape your own program	3.69 ▶	4.07

Connection to practice

2.62	**2.86**	Satisfied with practice	◁ 3.03	◁ 3.04
2.81	**2.87**	Skills for practice	3.03	2.82
2.58	**2.72**	Link to professionals	2.73	2.70

Teachers

3.89	**4.06**	Satisfied with teachers	◁ 4.26	4.16
4.29	**4.35**	Involvement	4.09 ▶	4.05 ▶
3.68 ▶	**4.09**	Didactic skills	4.09	4.07
4.61	**4.74**	Content expertise	4.60 ▷	4.41 ▶
3.66	**3.50**	Practice knowledge	◁ 3.69	3.63
3.85	**4.04**	Supportive	3.95	3.91 ▷
4.06	**4.15**	Inspiring	4.11	3.73 ▶
	4.07	Understandable	4.17	4.05
	4.26	Encourage questions	4.21	4.15

Counseling

2018	2021		Netherlands	Faculty
3.47 ▷	**3.93**	Satisfied with counseling	3.72	3.82
4.06	**4.08**	Opportunity	3.78 ▷	4.00
4.11	**3.85**	Quality	3.72	3.88

Assessment

4.08	**4.10**	Satisfied with assessment	3.97	3.83 ▶
4.18	**4.14**	Exam matches content	4.03	3.94 ▷
3.94	**3.98**	Clear criteria	3.88	3.87
4.15	**4.05**	Quality knowledge exam	3.99	3.88 ▷
3.84	**3.98**	Quality practice exam	3.84	3.81 ▷
	4.18	Exam form follows content	4.02 ▷	3.94 ▶
3.85	**3.80**	Feedback on exams	3.69	3.76

Engagement & contact

3.97 ▷	**4.23**	Teachers reachable	4.16	4.25
	3.95	Feedback	3.78 ▷	3.84
	4.30	Feel safe	4.27	4.34
	4.16	Feel at home	4.14	4.05
	4.41	Feel inspired	4.38	4.03 ▶
	4.09	Regularly engaged	4.11	3.99
	4.09	Involved outside lessons	4.12	3.70 ▶
	4.05	Feedback appreciated	4.03	3.98
3.43 ▶	**4.23**	Course evaluations	4.24	4.26

General

3.39 ▷	**3.69**	Information	3.86	3.87
3.82	**3.67**	Facilities	3.63	3.61
	3.13	Study pressure	3.25	3.18

"study pressure" is coded as: 1=too low, 3=good, 5=too high

Reaction of program management:
We zijn trots dat de bachelor filosofie in Utrecht wederom grote tevredenheid oogst, met name over de inhoud en opzet van het programma, en dat veel studenten de opleiding weer zouden volgen als ze de keuze zouden hebben. Er lijkt een lichte verbetering zichtbaar in de ervaring van begeleiding, waar we door middel van tutoraat en gestructureerde begeleiding tijdens de eindscripties aan hebben gewerkt. Ook op het vlak van loopbaanbegeleiding is een lichte verbetering zichtbaar, waar de laatste jaren veel in is geïnvesteerd. Een lichte daling is zichtbaar bij vaardigheidstraining, waar we vooruitkijkend meer directe aandacht aan zullen besteden, te beginnen met een digitale vaardigheidsreader. De uitkomst van de enquête wordt besproken tijdens het jaarlijkse onderwijsgesprek, waar we samen met studenten kijken op welke punten we de opleiding verder kunnen verbeteren. Op die manier verwachten we ook tijdens de volgende cyclus weer een sterke opleiding aan te bieden die studenten in grote mate tevreden stelt.
Sander Werkhoven, opleidingscoördinator filosofie

data analysis:
Jeroen Fokker - Departement Computer Science - Utrecht University
Hossein Al Mahmoudi - UBD Teaching Policy - Utrecht University

Bachelor program 56091

Keltische Talen en Cultuur

Nationale Studenten Enquete 2021

Universiteit Utrecht

Response: 16 out of 28 = 57.1%

Compared to previous years

- program in 2018 (n=22)
- program in 2021 (n=16)
- 95% confidence interval
- 80% confidence interval

The UU program in 2021 is...

- ▶ probably better
- ▷ possibly better
- ◁ possibly worse
- ◀ probably worse

...than the comparison group

Compared to Bachelor program in faculty GW

Faculty GW

English Language and Culture (n=119)
Liberal Arts and Sciences (n=226)
Religiewetenschappen (n=10)
Media en Cultuur (n=160)
Geschiedenis (n=296)
Islam en Arabisch (n=5)
Wijsbegeerte (n=49)
Muziekwetenschap (n=35)
Taal- en Cultuurstudies (n=191)
Literatuurwetenschap (n=67)
Taalwetenschap (n=44)
Nederlandse Taal en Cultuur (n=45)
Duitse Taal en Cultuur (n=18)
Franse Taal en Cultuur (n=17)
Italiaanse Taal en Cultuur (n=12)
Spaanse Taal en Cultuur (n=30)
Kunstgeschiedenis (n=53)
Communicatie- en Informatiewetenschappe (n=141)
Kunstmatige Intelligentie (n=141)

Bachelorprogram 56091

Keltische Talen en Cultuur

Content & organisation

2018	2021		Netherlands	Faculty
4.55	**4.53**	Satisfied with content		4.06 ▶
3.47	**3.60**	Up-to-date	◁	3.95
4.36	**4.33**	Quality materials		4.04 ▷
4.59	**4.60**	Program level		4.00 ▶
4.36	**4.40**	Work methods		3.80 ▶
4.32	**4.27**	Can broaden/deepen		4.09
	4.20	Program coordination		3.78 ▶
4.43	**4.40**	Challenging		3.90 ▶
4.41	**4.20**	Shape your own program		4.07

Connection to practice

3.05 ▷	**3.60**	Satisfied with practice		3.03 ▶
3.16	**3.33**	Skills for practice		2.82 ▶
2.95	**3.13**	Link to professionals		2.69 ▷

Teachers

◁ 4.95	**4.60**	Satisfied with teachers		4.15 ▶
◁ 4.82	**4.53**	Involvement		4.06 ▶
◀ 4.68	**4.13**	Didactic skills		4.07
4.95	**4.87**	Content expertise		4.41 ▶
4.55	**4.27**	Practice knowledge		3.62 ▶
◀ 4.77	**4.33**	Supportive		3.91 ▶
4.45	**4.33**	Inspiring		3.73 ▶
	4.60	Understandable		4.04 ▶
	4.67	Encourage questions		4.15 ▶

Counseling

2018	2021		Netherlands	Faculty
3.91	**3.43**	Satisfied with counseling		3.83
4.05	**3.57**	Opportunity		4.01
3.79	**3.57**	Quality		3.88

Assessment

4.41	**4.13**	Satisfied with assessment		3.83 ▷
◁ 4.50	**4.27**	Exam matches content		3.94 ▶
4.14	**4.00**	Clear criteria		3.88
◁ 4.55	**4.20**	Quality knowledge exam		3.88 ▶
◁ 4.55	**4.27**	Quality practice exam		3.81 ▶
	4.33	Exam form follows content		3.94 ▶
◁ 4.36	**3.93**	Feedback on exams		3.76

Engagement & contact

4.77	**4.60**	Teachers reachable		4.25 ▷
	4.20	Feedback		3.84 ▷
	4.73	Feel safe		4.34 ▶
	4.80	Feel at home		4.05 ▶
	4.47	Feel inspired		4.04 ▶
	4.53	Regularly engaged		3.99 ▶
	4.20	Involved outside lessons		3.71 ▶
	4.40	Feedback appreciated		3.97 ▶
4.35	**4.47**	Course evaluations		4.25

General

4.23	**4.13**	Information		3.86 ▷
◁ 4.19	**3.80**	Facilities		3.61
	3.13	Study pressure		3.18

"study pressure" is coded as: 1=too low, 3=good, 5=too high

Reaction of program management:
Studenten studeren heel graag bij de opleiding Keltische Talen en Cultuur in Utrecht en dat maakt ons als docenten natuurlijk ook heel blij. Dat dit al jarenlang het geval is maakt het alleen maar beter! Hoewel de cijfers mooi zijn, betekent het niet dat er niets is wat verbeterd kan worden. Begeleiding is zo'n punt. Onze scores zijn in lijn met de landelijke gemiddelden, maar er is wel ruimte voor verbetering. We gaan de komende maanden intern en met de studenten in overleg hoe wij effectievere begeleiding kunnen aanbieden, zodat toekomstige studenten het gevoel hebben echt top begeleid te worden. Veel dank aan alle studenten voor het invullen van de enquête!

data analysis:
Jeroen Fokker - Departement Computer Science - Utrecht University
Hossein Al Mahmoudi - UBD Teaching Policy - Utrecht University

Bachelor program 56157 FARB

Farmacie

Farmacie

Nationale Studenten Enquete 2021

Universiteit Utrecht

2018	2021		Netherlands	Faculty
3.87 ▷	**3.97**	Satisfied with program	3.71 ▶	3.99
3.79 ▶	**3.94**	General skills	3.67 ▶	3.70 ▶
3.54 ▶	**3.85**	Education feasibility	3.72 ▶	◀ 3.97
4.05	**4.03**	Atmosphere	3.75 ▶	◀ 4.15
4.21	**4.18**	Would choose again	3.93 ▶	4.24
3.81 ▷	**3.88**	Content & organisation	3.76 ▶	◀ 4.00
◀ 3.16	**2.99**	Connection to practice	◁ 3.10	3.00
3.51 ▶	**3.70**	Teachers	3.70	◀ 3.94
2.96 ▶	**3.53**	English	3.48	◀ 3.87
3.50 ▶	**3.71**	Counseling	3.66	◀ 3.92
3.64	**3.70**	Assessment	3.73	◀ 3.81
	3.91	Engagement & contact	3.77 ▶	◀ 4.03

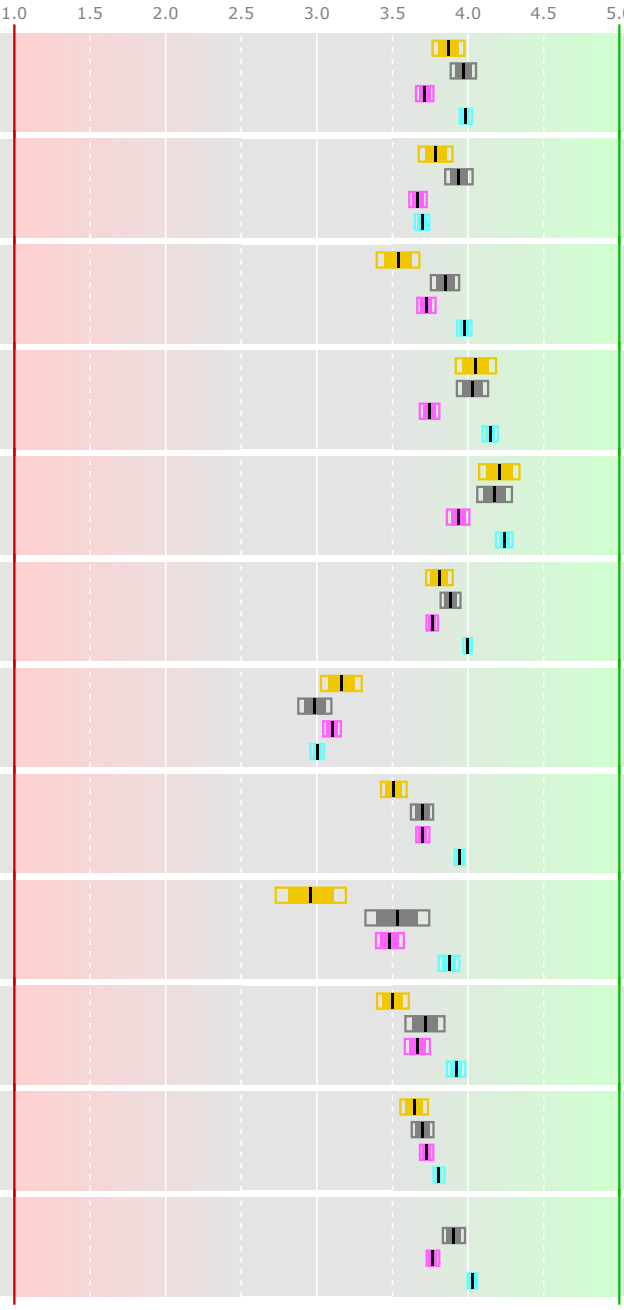

Response: 285 out of 830 = 34.3%

Compared to previous years

program in 2018 (n=223)
FARB in 2021 (n=285)
95% confidence interval
80% confidence interval

Compared to similar programs in NL

Netherlands

Leiden: Bio-Farmaceutische Wetenschappe (n=483)
Groningen: Farmacie (n=197)
VU: Farmaceutische Wetenschappen (n=83)

Compared to Bachelor program in faculty Beta

Faculty Beta

Informatiekunde (n=143)
Scheikunde (n=160)
Biologie (n=406)
Informatica (n=168)
Wiskunde (n=137)
Natuur- en Sterrenkunde (n=93)

The UU program in 2021 is...

▶ probably better
▷ possibly better
◁ possibly worse
◀ probably worse

...than the comparison group

Bachelorprogram 56157 FARB

Farmacie

Farmacie

Content & organisation

2018	2021		Netherlands	Faculty
3.97 ▶	**4.18**	Satisfied with content	4.03 ▶	4.15
3.78 ▶	**4.02**	Up-to-date	4.04	3.97
3.86 ▶	**4.01**	Quality materials	3.95	◁ 4.11
3.90 ▶	**4.04**	Program level	4.01	4.09
3.72	**3.80**	Work methods	3.63 ▶	3.81
3.61 ▶	**3.88**	Can broaden/deepen	3.65 ▶	◀ 4.01
	3.76	Program coordination	3.71	3.79
3.61 ▶	**3.98**	Challenging	3.91 ▷	◁ 4.04
3.53	**3.61**	Shape your own program	3.19 ▶	◀ 4.14

Connection to practice

2018	2021		Netherlands	Faculty
3.52	**3.53**	Satisfied with practice	3.35 ▶	3.30 ▶
◁ 3.26	**3.11**	Skills for practice	◀ 3.32	3.15
◀ 3.30	**2.86**	Link to professionals	2.88	2.86

Teachers

2018	2021		Netherlands	Faculty
3.41 ▶	**3.68**	Satisfied with teachers	3.61	◀ 4.10
3.56	**3.64**	Involvement	3.33 ▶	◀ 3.91
3.54 ▷	**3.65**	Didactic skills	3.60	◀ 3.85
3.77 ▶	**4.03**	Content expertise	◀ 4.29	◀ 4.49
3.72	**3.73**	Practice knowledge	◀ 4.06	◀ 3.91
3.58	**3.59**	Supportive	3.37 ▶	◀ 3.80
3.28	**3.27**	Inspiring	◁ 3.40	◀ 3.64
	3.71	Understandable	3.74	◀ 3.93
	3.93	Encourage questions	3.79 ▶	◁ 4.01

Counseling

2018	2021		Netherlands	Faculty
3.34	**3.43**	Satisfied with counseling	3.52	◀ 3.81
3.70	**3.78**	Opportunity	3.74	◀ 3.99
3.60	**3.65**	Quality	3.59	◀ 3.85

Assessment

2018	2021		Netherlands	Faculty
3.57	**3.66**	Satisfied with assessment	3.72	◀ 3.81
3.65	**3.75**	Exam matches content	◁ 3.86	◀ 3.90
3.53 ▶	**3.71**	Clear criteria	3.73	◀ 3.91
3.77	**3.85**	Quality knowledge exam	3.80	3.83
3.62	**3.66**	Quality practice exam	◁ 3.76	3.72
	3.74	Exam form follows content	◁ 3.84	◀ 3.89
3.37	**3.46**	Feedback on exams	3.35 ▷	◁ 3.58

Engagement & contact

2018	2021		Netherlands	Faculty
3.53 ▶	**4.05**	Teachers reachable	3.84 ▶	◀ 4.24
	3.56	Feedback	3.38 ▶	◀ 3.71
	4.16	Feel safe	4.15	◀ 4.38
	4.01	Feel at home	3.88 ▷	◁ 4.14
	3.97	Feel inspired	3.90	3.98
	4.04	Regularly engaged	3.83 ▶	3.90 ▶
	3.55	Involved outside lessons	3.32 ▶	3.52
	3.73	Feedback appreciated	3.62 ▷	◀ 4.04
3.18 ▶	**4.07**	Course evaluations	3.99	◀ 4.35

General

2018	2021		Netherlands	Faculty
3.52 ▶	**3.76**	Information	3.52 ▶	◀ 3.91
◀ 3.95	**3.69**	Facilities	3.64	◁ 3.79
	3.39	Study pressure	3.52	3.33

"study pressure" is coded as: 1=too low, 3=good, 5=too high

data analysis:
Jeroen Fokker - Departement Computer Science - Utrecht University
Hossein Al Mahmoudi - UBD Teaching Policy - Utrecht University

Bachelor program 56551

Geneeskunde

Nationale Studenten Enquete 2021

Universiteit Utrecht

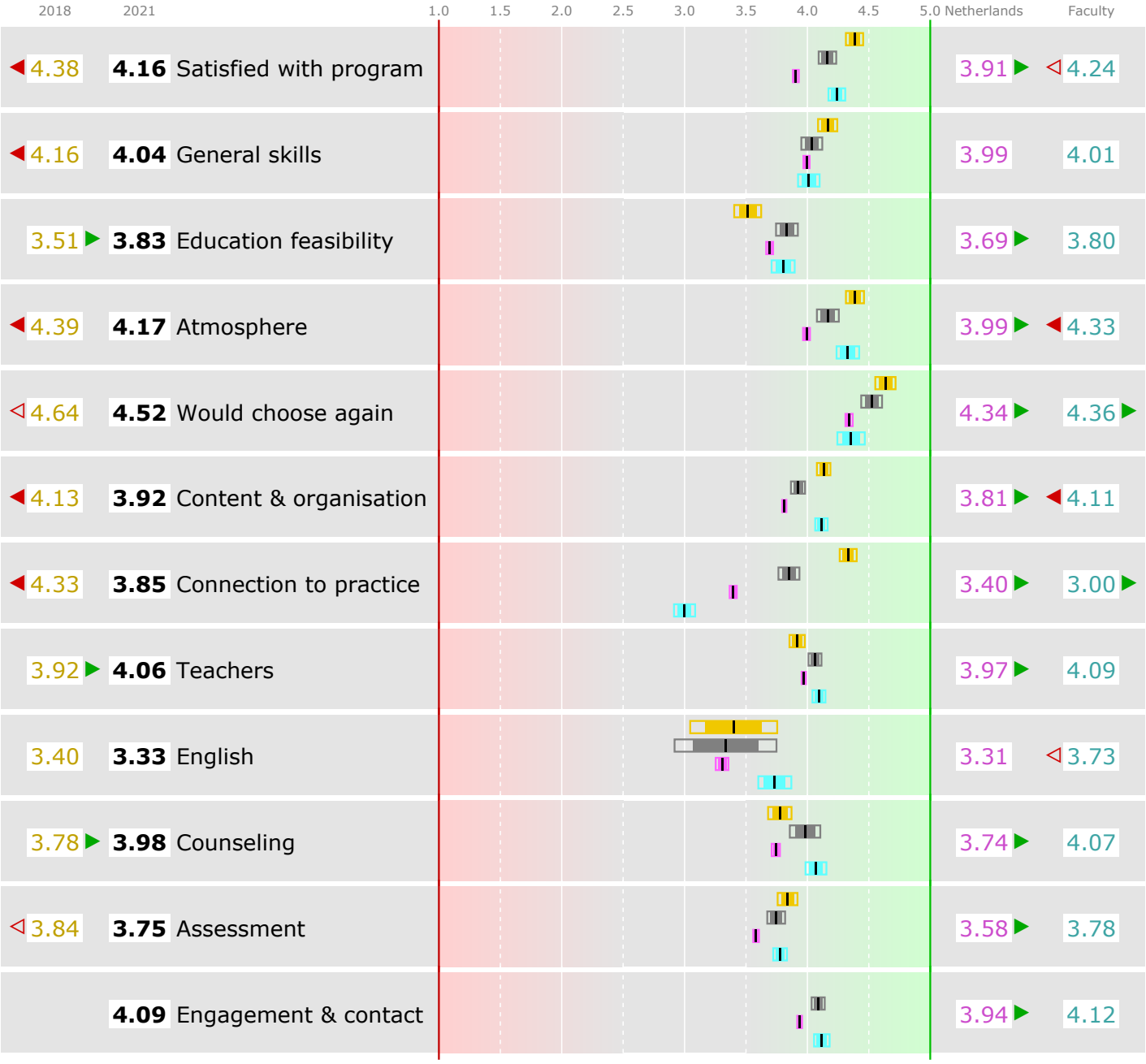

Response: 343 out of 1142 = 30.0%

Compared to previous years

- program in 2018 (n=305)
- program in 2021 (n=343)
- 95% confidence interval
- 80% confidence interval

The UU program in 2021 is...

- ▶ probably better
- ▷ possibly better
- ◁ possibly worse
- ◀ probably worse

...than the comparison group

Compared to similar programs in NL

- Netherlands

Leiden: Geneeskunde (n=540)
Groningen: Geneeskunde (n=571)
Rotterdam: Geneeskunde (n=626)
Maastricht: Geneeskunde (n=468)
UvA: Geneeskunde (n=402)
VU: Geneeskunde (n=487)
Nijmegen: Geneeskunde (n=530)

Compared to Bachelor program in faculty GNK

- Faculty GNK

Biomedische Wetenschappen (n=263)

Bachelorprogram 56551

Geneeskunde

Content & organisation

2018	2021		Netherlands	Faculty
4.34	**4.33**	Satisfied with content	4.17 ▶	4.36
3.95 ▷	**4.06**	Up-to-date	4.02	◀ 4.31
4.12 ▷	**4.20**	Quality materials	4.00 ▶	4.26
4.18 ▷	**4.29**	Program level	4.04 ▶	4.25
◀ 4.21	**4.06**	Work methods	3.75 ▶	4.01
3.43 ▶	**3.67**	Can broaden/deepen	◀ 3.83	◀ 4.00
	4.00	Program coordination	3.66 ▶	3.76 ▶
3.72 ▶	**4.08**	Challenging	4.00 ▷	◀ 4.24
◀ 3.22	**3.03**	Shape your own program	◀ 3.20	◀ 4.09

Connection to practice

◀ 4.17	**3.99**	Satisfied with practice	3.69 ▶	3.45 ▶
◀ 4.34	**3.96**	Skills for practice	3.49 ▶	3.10 ▶
◀ 4.45	**3.74**	Link to professionals	3.30 ▶	2.90 ▶

Teachers

4.05	**4.09**	Satisfied with teachers	4.01 ▶	◁ 4.18
3.77	**3.79**	Involvement	3.68 ▶	◀ 4.07
3.87	**3.94**	Didactic skills	3.85 ▶	◁ 4.02
4.22 ▶	**4.48**	Content expertise	4.45	4.53
4.33 ▶	**4.48**	Practice knowledge	4.42 ▷	4.29 ▶
3.85	**3.79**	Supportive	3.58 ▶	◀ 3.99
3.87	**3.88**	Inspiring	3.77 ▶	3.79 ▷
	4.01	Understandable	3.98	4.05
	4.13	Encourage questions	4.04 ▶	4.02 ▷

Counseling

2018	2021		Netherlands	Faculty
3.68 ▷	**3.81**	Satisfied with counseling	3.61 ▶	◁ 3.94
3.96 ▷	**4.10**	Opportunity	3.84 ▶	4.16
3.90	**3.87**	Quality	3.65 ▶	3.98

Assessment

3.79	**3.76**	Satisfied with assessment	3.46 ▶	3.81
3.85	**3.84**	Exam matches content	3.60 ▶	3.91
3.83	**3.91**	Clear criteria	3.61 ▶	3.85
3.77	**3.81**	Quality knowledge exam	3.56 ▶	◁ 3.90
◀ 3.90	**3.66**	Quality practice exam	3.58 ▷	3.51 ▶
	3.86	Exam form follows content	3.68 ▶	3.91
◀ 3.67	**3.37**	Feedback on exams	◁ 3.45	◀ 3.57

Engagement & contact

3.81 ▶	**4.14**	Teachers reachable	3.79 ▶	◁ 4.25
	3.49	Feedback	3.39 ▶	◀ 3.67
	4.26	Feel safe	4.18 ▷	◁ 4.35
	4.30	Feel at home	4.09 ▶	4.23
	4.35	Feel inspired	4.19 ▶	4.17 ▶
	4.12	Regularly engaged	4.16	◁ 4.22
	3.88	Involved outside lessons	3.86	3.66 ▶
	3.89	Feedback appreciated	3.76 ▶	◀ 4.08
3.53 ▶	**4.34**	Course evaluations	4.00 ▶	4.42

General

◀ 3.97	**3.85**	Information	3.42 ▶	◀ 4.14
◁ 4.06	**3.93**	Facilities	3.71 ▶	◀ 4.17
	3.51	Study pressure	3.56	3.70

"study pressure" is coded as: 1=too low, 3=good, 5=too high

Reaction of program management:
Wij zijn ontzettend trots dat jullie de bacheloropleiding geneeskunde opnieuw zo positief beoordelen. Het was voor ons een enorme uitdaging al het onderwijs naar online onderwijs om te zetten. Niet alle werkvormen zijn daar geschikt voor. Dat zien we ook terug in de enquête. We zijn blij om te zien dat jullie de docenten en ook hun bereikbaarheid zo positief beoordelen. Dat jullie de aansluiting op de praktijk een lagere score geven dan voorheen is begrijpelijk, omdat het praktisch lijnonderwijs pas in een laat stadium weer fysiek gegeven kon worden. Toch is het gelukt om jullie, met behulp van crash courses, voldoende voor te bereiden op de coschappen. Het is fijn te merken dat de studeerbaarheid zo goed gewaardeerd wordt. Het is gelukt om ondanks Covid de wachttijden voor de coschappen in de bachelor tot een minimum te beperken.
Daarnaast hebben we het afgelopen jaar ingezet op extra begeleiding van studenten door het aanbieden van diverse trainingen, waarin handvatten worden aangeboden om stress aan te pakken en de veerkracht te vergroten en om anders om te gaan met gedachten, emoties en ervaringen.

data analysis:
Jeroen Fokker - Departement Computer Science - Utrecht University
Hossein Al Mahmoudi - UBD Teaching Policy - Utrecht University

Bachelor program 56570

Diergeneeskunde

Nationale Studenten Enquete 2021

Universiteit Utrecht

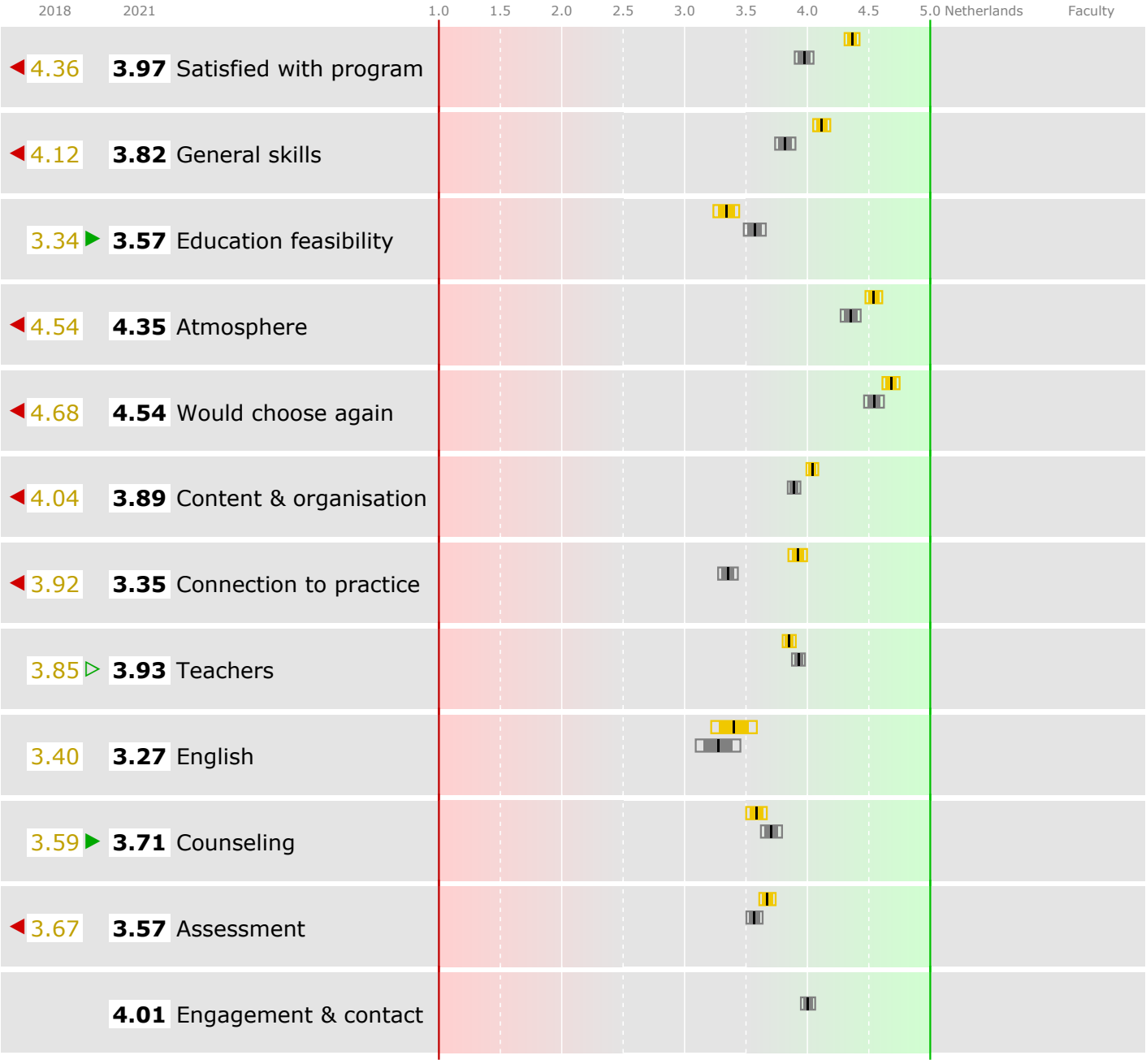

Response: 377 out of 744 = 50.7%

Compared to previous years

program in 2018 (n=363)
program in 2021 (n=377)

95% confidence interval
80% confidence interval

The UU program in 2021 is...

- ▶ probably better
- ▷ possibly better
- ◁ possibly worse
- ◀ probably worse

...than the comparison group

Bachelorprogram 56570

Diergeneeskunde

Content & organisation

2018	2021		Netherlands	Faculty
4.31	**4.28**	Satisfied with content		
4.04	**4.06**	Up-to-date		
4.05 ▶	**4.16**	Quality materials		
4.13	**4.16**	Program level		
◀ 4.10	**3.86**	Work methods		
3.65	**3.69**	Can broaden/deepen		
	3.96	Program coordination		
3.95 ▶	**4.17**	Challenging		
◀ 3.51	**3.06**	Shape your own program		

Connection to practice

◀ 4.14	**3.80**	Satisfied with practice		
◀ 4.06	**3.74**	Skills for practice		
◀ 4.31	**2.96**	Link to professionals		

Teachers

3.99	**4.00**	Satisfied with teachers		
3.83	**3.82**	Involvement		
3.82 ▷	**3.92**	Didactic skills		
4.20 ▶	**4.45**	Content expertise		
4.19	**4.12**	Practice knowledge		
◀ 3.81	**3.66**	Supportive		
◀ 3.72	**3.55**	Inspiring		
	4.01	Understandable		
	3.88	Encourage questions		

Counseling

2018	2021		Netherlands	Faculty
3.55	**3.60**	Satisfied with counseling		
3.79	**3.83**	Opportunity		
◁ 3.70	**3.59**	Quality		

Assessment

◀ 3.62	**3.48**	Satisfied with assessment		
◁ 3.74	**3.64**	Exam matches content		
3.62	**3.65**	Clear criteria		
◀ 3.71	**3.59**	Quality knowledge exam		
◁ 3.63	**3.53**	Quality practice exam		
	3.64	Exam form follows content		
◀ 3.58	**3.39**	Feedback on exams		

Engagement & contact

3.74 ▶	**3.90**	Teachers reachable		
	3.46	Feedback		
	4.26	Feel safe		
	4.28	Feel at home		
	4.20	Feel inspired		
	4.33	Regularly engaged		
	3.87	Involved outside lessons		
	3.72	Feedback appreciated		
3.37 ▶	**4.04**	Course evaluations		

General

◀ 3.88	**3.61**	Information		
4.03	**3.99**	Facilities		
	3.75	Study pressure		

"study pressure" is coded as: 1=too low, 3=good, 5=too high

data analysis:
Jeroen Fokker - Departement Computer Science - Utrecht University
Hossein Al Mahmoudi - UBD Teaching Policy - Utrecht University

Bachelor program 56601 SOCB

Sociologie

Sociologie

Nationale Studenten Enquete 2021

Universiteit Utrecht

2018	2021		Netherlands	Faculty
4.11	**4.10**	Satisfied with program	3.97 ▷	4.02 ▷
3.92	**3.83**	General skills	3.91	3.85
3.96 ▷	**4.14**	Education feasibility	3.95 ▶	4.11
4.29	**4.17**	Atmosphere	4.06	3.95 ▶
4.13	**4.19**	Would choose again	3.99 ▷	4.27
3.77 ▶	**3.99**	Content & organisation	3.83 ▶	3.91 ▷
2.92	**2.85**	Connection to practice	2.93	2.77
3.71 ▶	**3.95**	Teachers	4.00	3.88 ▷
3.03 ▶	**3.77**	English	3.80	3.59 ▷
3.69	**3.73**	Counseling	3.76	◁ 3.84
3.73 ▷	**3.87**	Assessment	3.82	3.82
	3.98	Engagement & contact	3.98	3.99

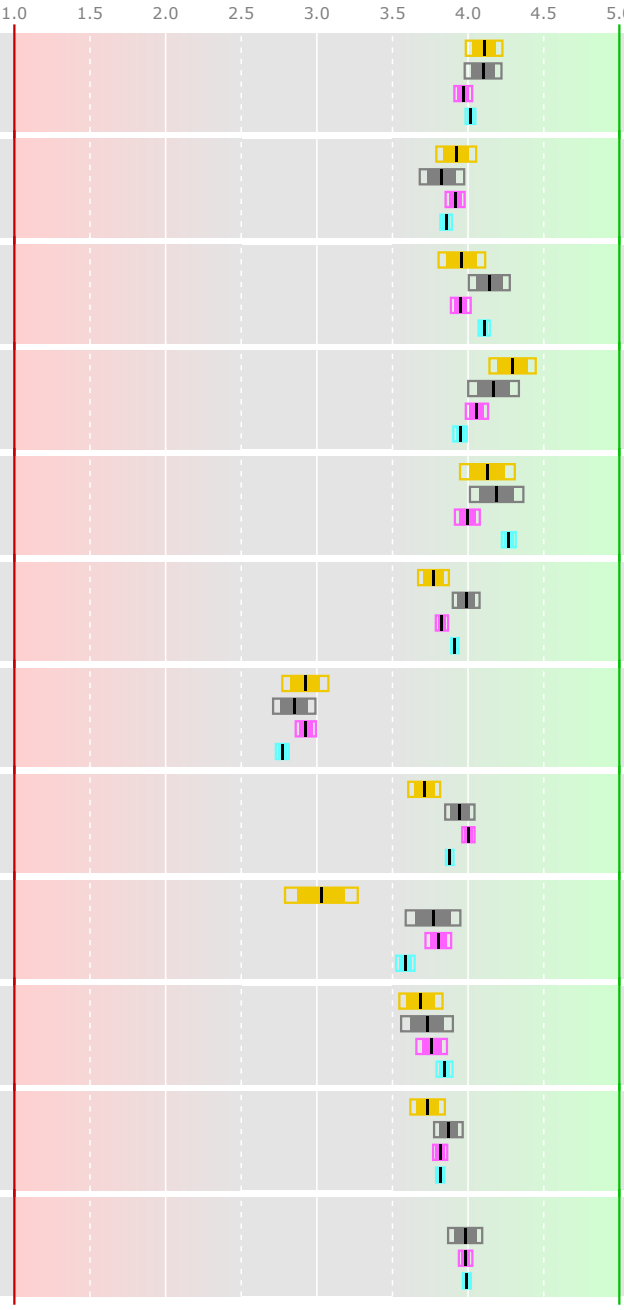

Response: 111 out of 278 = 39.9%

Compared to previous years

- program in 2018 (n=104)
- SOCB in 2021 (n=111)
- 95% confidence interval
- 80% confidence interval

Compared to similar programs in NL

- Netherlands

Groningen: Sociologie (n=113)
Rotterdam: Sociologie (n=103)
UvA: Sociologie (n=158)
VU: Sociologie (n=44)
Nijmegen: Sociologie (n=98)
Tilburg: Sociologie (n=108)

Compared to Bachelor program in faculty FSW

- Faculty FSW

Onderwijswetenschappen (n=96)
Culturele Antropologie en Ontwikkelings (n=129)
Psychologie (n=676)
Pedagogische Wetenschappen (n=287)
Algemene Sociale Wetenschappen (n=291)

The UU program in 2021 is...

- ▶ probably better
- ▷ possibly better
- ◁ possibly worse
- ◀ probably worse

...than the comparison group

Bachelorprogram 56601 SOCB

Sociologie
Sociologie

Content & organisation

2018	2021		Netherlands	Faculty
3.83 ▶	**4.14**	Satisfied with content	3.97 ▶	4.13
4.11 ▶	**4.43**	Up-to-date	4.11 ▶	4.02 ▶
3.76 ▶	**4.01**	Quality materials	4.01	4.06
3.80 ▶	**4.05**	Program level	4.02	4.00
3.72	**3.70**	Work methods	3.76	3.74
3.49 ▶	**4.02**	Can broaden/deepen	3.69 ▶	3.95
	3.89	Program coordination	3.93	3.79
3.42 ▶	**3.80**	Challenging	3.86	3.85
3.87	**4.03**	Shape your own program	3.23 ▶	3.89 ▷

Connection to practice

2018	2021		Netherlands	Faculty
3.18	**3.05**	Satisfied with practice	◁ 3.19	◁ 3.18
2.90	**2.95**	Skills for practice	◁ 3.10	2.88
◁ 2.93	**2.75**	Link to professionals	2.76	2.66

Teachers

2018	2021		Netherlands	Faculty
3.94 ▶	**4.25**	Satisfied with teachers	4.16 ▷	3.99 ▶
3.89	**4.01**	Involvement	4.02	3.78 ▶
3.70 ▶	**4.01**	Didactic skills	4.02	3.89 ▶
4.09 ▶	**4.38**	Content expertise	4.39	4.24 ▶
3.59	**3.67**	Practice knowledge	◁ 3.79	◁ 3.81
3.79	**3.89**	Supportive	3.88	3.78 ▷
3.49	**3.49**	Inspiring	◀ 3.72	3.52
	4.03	Understandable	4.05	4.03
	4.08	Encourage questions	4.15	4.00

Counseling

2018	2021		Netherlands	Faculty
3.68	**3.55**	Satisfied with counseling	◁ 3.77	3.70
3.84	**3.85**	Opportunity	3.81	3.94
◀ 3.88	**3.61**	Quality	3.71	3.75

Assessment

2018	2021		Netherlands	Faculty
3.74 ▷	**3.88**	Satisfied with assessment	3.77 ▷	3.79 ▷
3.83 ▷	**4.00**	Exam matches content	3.90 ▷	3.88 ▷
3.76 ▶	**3.99**	Clear criteria	3.86 ▷	3.93
3.70 ▶	**4.01**	Quality knowledge exam	3.88 ▷	3.82 ▶
3.64 ▶	**3.87**	Quality practice exam	3.79	3.65 ▶
	3.95	Exam form follows content	3.85 ▷	3.84 ▷
◁ 3.59	**3.40**	Feedback on exams	◀ 3.61	◀ 3.78

Engagement & contact

2018	2021		Netherlands	Faculty
3.97 ▷	**4.16**	Teachers reachable	4.21	4.09
	3.62	Feedback	◁ 3.76	◀ 3.83
	4.30	Feel safe	4.23	4.22
	4.10	Feel at home	3.89 ▷	3.99
	4.10	Feel inspired	3.99	4.06
	3.77	Regularly engaged	3.93	◁ 3.98
	3.70	Involved outside lessons	3.73	3.74
	3.82	Feedback appreciated	3.92	3.82
3.40 ▶	**4.23**	Course evaluations	4.19	4.20

General

2018	2021		Netherlands	Faculty
3.84	**3.94**	Information	3.78 ▶	3.84 ▷
◀ 3.94	**3.69**	Facilities	3.57	3.64
	3.06	Study pressure	3.26	3.12

"study pressure" is coded as: 1=too low, 3=good, 5=too high

Reaction of program management:
We zijn trots en blij dat jullie in de breedte zeer tevreden zijn met de sociologie BA-opleiding in Utrecht en het contact met de opleiding en docenten hoog waarderen. Ook zien we de resultaten van eerdere gesprekken met de studenten terug in de uitkomsten. Drie dingen vallen ons speciaal op:
- Het is goed te zien dat de tevredenheid met de opzet en inhoud van de opleiding als ook met de docenten nog hoger is geworden dan voorheen.
- Er zijn geen dimensies waar we onder doen voor het landelijk gemiddelde, maar bij algemene tevredenheid, sfeer en inhoud stijgen we toch boven het landelijk gemiddelde uit.
- De link met de arbeidsmarkt blijft een aandachtspunt ook al is die sowieso nog minder sterk dan in de masteropleidingen. Toch blijven we veel aandacht geven aan career events en willen we studenten meer laten profiteren van onze relaties met onze alumni.

data analysis:
Jeroen Fokker - Departement Computer Science - Utrecht University
Hossein Al Mahmoudi - UBD Teaching Policy - Utrecht University

Bachelor program 56604 PSYB

Psychologie

Psychologie

Nationale Studenten Enquete 2021

Universiteit Utrecht

2018	2021		Netherlands	Faculty
◀ 4.12	**4.04**	Satisfied with program	3.88 ▶	4.01
3.85 ▶	**3.94**	General skills	3.77 ▶	3.79 ▶
3.69 ▶	**4.15**	Education feasibility	3.74 ▶	4.07 ▶
◁ 4.02	**3.95**	Atmosphere	3.82 ▶	3.98
4.23 ▶	**4.41**	Would choose again	4.15 ▶	4.15 ▶
3.83 ▶	**3.89**	Content & organisation	3.79 ▶	◀ 3.94
2.53 ▷	**2.62**	Connection to practice	◀ 2.80	◀ 2.89
3.72 ▶	**3.90**	Teachers	3.77 ▶	3.87
3.11 ▶	**3.46**	English	◀ 3.93	◀ 3.68
3.48 ▶	**3.86**	Counseling	3.78 ▷	3.82
3.70 ▶	**3.79**	Assessment	3.55 ▶	◁ 3.84
	4.02	Engagement & contact	3.88 ▶	3.97 ▶

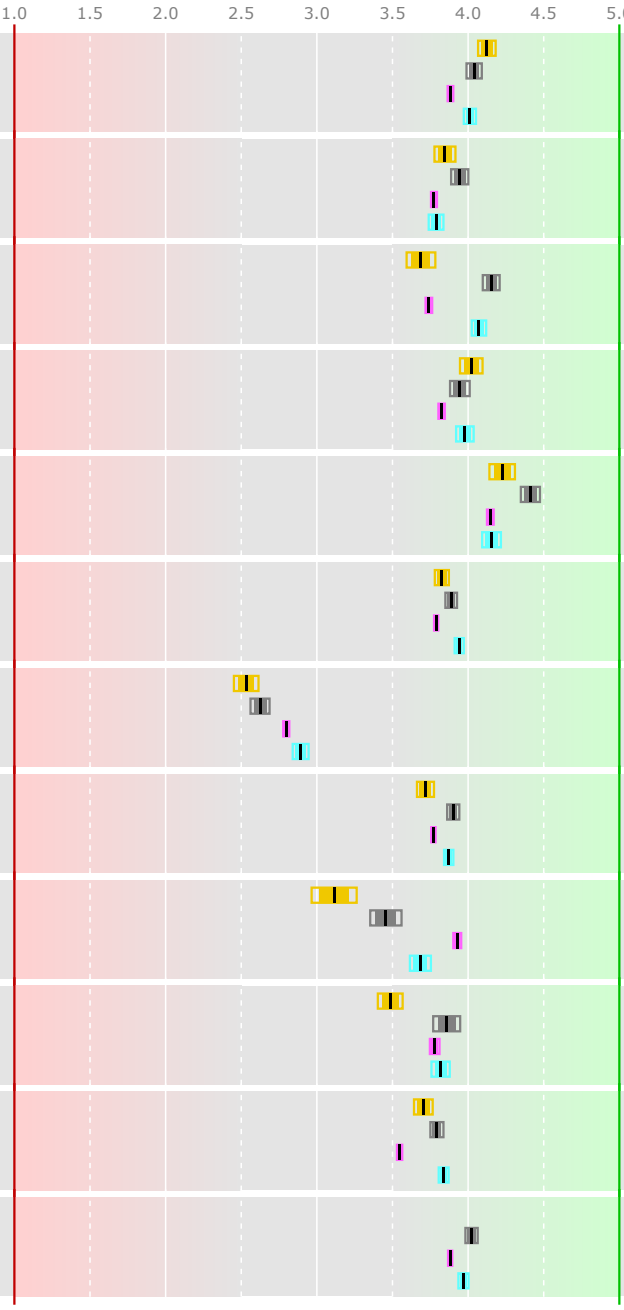

Response: 675 out of 1913 = 35.3%

Compared to previous years

- program in 2018 (n=484)
- PSYB in 2021 (n=675)
- 95% confidence interval
- 80% confidence interval

The UU program in 2021 is...

- ▶ probably better
- ▷ possibly better
- ◁ possibly worse
- ◀ probably worse

...than the comparison group

Compared to similar programs in NL

Netherlands

Leiden: Psychologie (n=995)
Groningen: Psychologie (n=906)
Rotterdam: Psychologie (n=788)
Twente: Psychologie (n=487)
Maastricht: Psychologie (n=633)
UvA: Psychologie (n=599)
VU: Psychologie (n=429)
Nijmegen: Psychologie (n=739)
Tilburg: Psychologie (n=847)
OU: Psychologie (n=497)

Compared to Bachelor program in faculty FSW

Faculty FSW

Onderwijswetenschappen (n=96)
Culturele Antropologie en Ontwikkelings (n=129)
Sociologie (n=122)
Pedagogische Wetenschappen (n=287)
Algemene Sociale Wetenschappen (n=291)

Bachelorprogram 56604 PSYB

Psychologie
Psychologie

Content & organisation

2018	2021		Netherlands	Faculty
4.00 ▶	**4.20**	Satisfied with content	4.08 ▶	4.07 ▶
3.77 ▶	**3.92**	Up-to-date	3.80 ▶	◀ 4.16
4.01 ▶	**4.09**	Quality materials	4.00 ▶	4.03 ▶
3.92 ▶	**4.03**	Program level	4.02	3.99
3.71	**3.68**	Work methods	3.63 ▷	◀ 3.77
3.41 ▶	**3.91**	Can broaden/deepen	3.83 ▶	◁ 3.99
	3.79	Program coordination	3.73 ▷	3.81
3.48 ▶	**3.84**	Challenging	3.86	3.86
3.83	**3.85**	Shape your own program	3.42 ▶	◁ 3.92

Connection to practice

2018	2021		Netherlands	Faculty
3.00 ▶	**3.12**	Satisfied with practice	◀ 3.28	◀ 3.21
2.65 ▶	**2.79**	Skills for practice	◀ 3.03	◀ 2.96
2.46	**2.46**	Link to professionals	◀ 2.56	◀ 2.82

Teachers

2018	2021		Netherlands	Faculty
3.80 ▶	**4.02**	Satisfied with teachers	3.83 ▶	4.01
3.57 ▶	**3.78**	Involvement	3.58 ▶	3.81
3.76 ▶	**3.92**	Didactic skills	3.78 ▶	3.89
4.04 ▶	**4.26**	Content expertise	4.14 ▶	4.25
3.79 ▷	**3.87**	Practice knowledge	3.77 ▶	3.75 ▶
3.70 ▷	**3.77**	Supportive	3.58 ▶	3.79
3.56	**3.55**	Inspiring	3.39 ▶	3.50
	4.06	Understandable	3.91 ▶	4.01 ▷
	4.02	Encourage questions	4.02	3.99

Counseling

2018	2021		Netherlands	Faculty
3.46 ▶	**3.80**	Satisfied with counseling	3.71 ▷	3.62 ▶
3.75 ▶	**3.94**	Opportunity	3.83 ▶	3.93
3.65 ▷	**3.78**	Quality	3.73	3.71

Assessment

2018	2021		Netherlands	Faculty
3.70 ▶	**3.80**	Satisfied with assessment	3.44 ▶	3.79
3.81 ▷	**3.88**	Exam matches content	3.62 ▶	3.90
3.84 ▷	**3.91**	Clear criteria	3.66 ▶	3.95
3.66 ▶	**3.77**	Quality knowledge exam	3.53 ▶	◀ 3.87
3.51 ▷	**3.59**	Quality practice exam	3.44 ▶	◀ 3.71
	3.82	Exam form follows content	3.63 ▶	◁ 3.87
3.79	**3.80**	Feedback on exams	3.39 ▶	3.73 ▷

Engagement & contact

2018	2021		Netherlands	Faculty
3.73 ▶	**4.11**	Teachers reachable	3.92 ▶	4.08
	3.87	Feedback	3.56 ▶	3.77 ▶
	4.27	Feel safe	4.16 ▶	4.19 ▷
	4.04	Feel at home	3.75 ▶	3.97 ▷
	4.11	Feel inspired	4.03 ▶	4.03 ▶
	4.02	Regularly engaged	4.06	3.93 ▷
	3.81	Involved outside lessons	3.81	3.70 ▶
	3.79	Feedback appreciated	3.68 ▶	3.84
3.12 ▶	**4.18**	Course evaluations	3.95 ▶	4.22

General

2018	2021		Netherlands	Faculty
3.74 ▶	**3.86**	Information	3.73 ▶	3.84
◀ 3.84	**3.71**	Facilities	3.68	3.59 ▶
	3.09	Study pressure	3.43	3.14

"study pressure" is coded as: 1=too low, 3=good, 5=too high

Reaction of program management:
Er is één punt waar ik heel blij van wordt, en dat is dat onze docenten echt hoog scoren in bijna alle opzichten (ook hoger dan landelijk). Dat geeft maar eens aan wat voor wereldprestatie zij geleverd hebben in coronatijd. Ondanks alle problemen waarmee zij zichzelf ook geconfronteerd zagen in deze tijd.

data analysis:
Jeroen Fokker - Departement Computer Science - Utrecht University
Hossein Al Mahmoudi - UBD Teaching Policy - Utrecht University

Bachelor program 56607 PEDB

Pedagogische Wetenschappen

Pedagogische Wetenschappen

Nationale Studenten Enquete 2021

Universiteit Utrecht

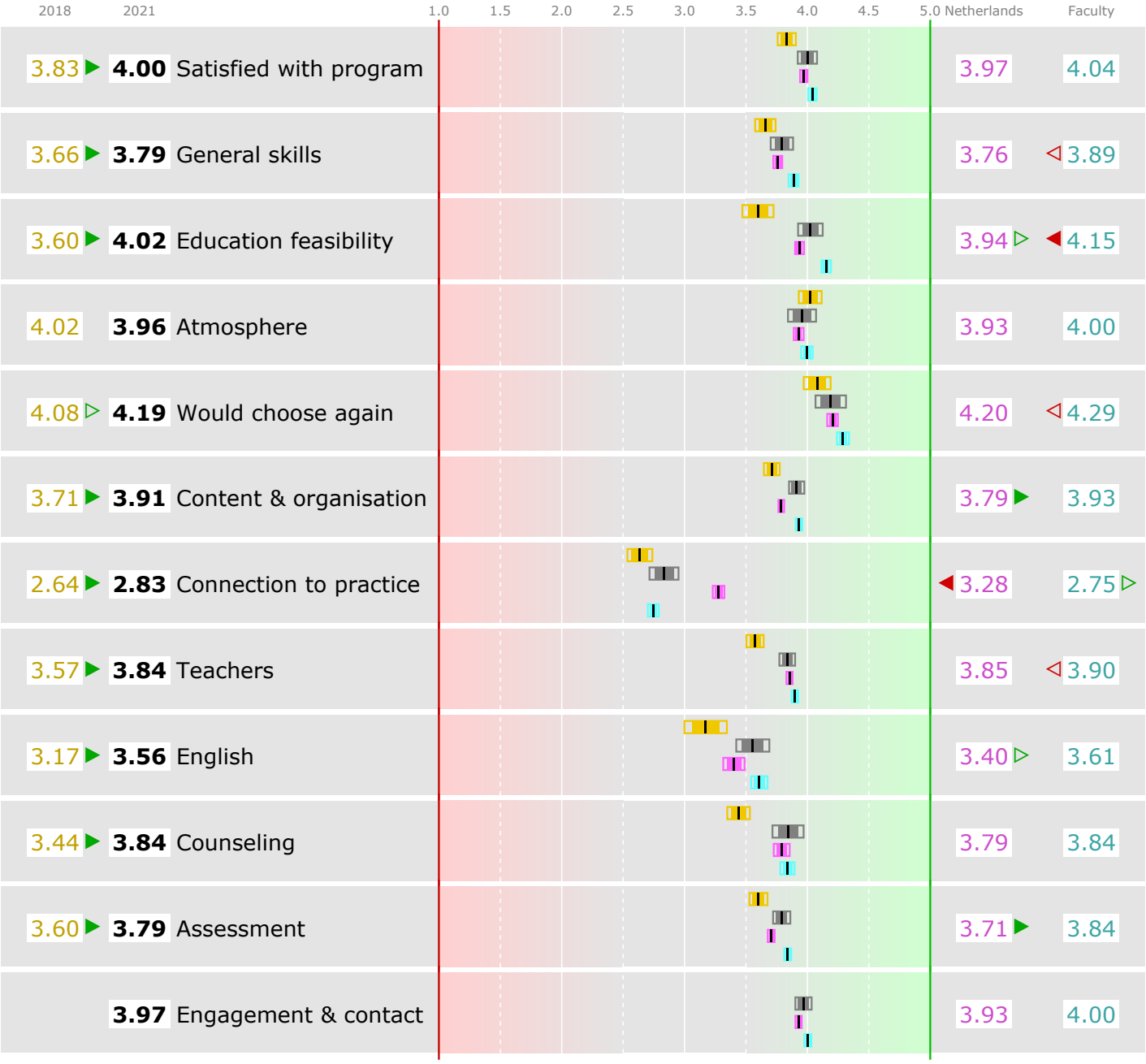

Response: 212 out of 510 = 41.6%

Compared to previous years

- program in 2018 (n=268)
- PEDB in 2021 (n=212)
- 95% confidence interval
- 80% confidence interval

The UU program in 2021 is...

- ▶ probably better
- ▷ possibly better
- ◁ possibly worse
- ◀ probably worse

...than the comparison group

Compared to similar programs in NL

- Netherlands

Leiden: Pedagogische Wetenschappen (n=277)
Groningen: Pedagogische Wetenschappen (n=311)
Rotterdam: Pedagogische Wetenschappen (n=228)
UvA: Pedagogische Wetenschappen (n=199)
VU: Pedagogische Wetenschappen (n=155)
Nijmegen: Pedagogische Wetenschappen (n=436)
Nijmegen: Pedagogische Wetenschappen van (n=50)

Compared to Bachelor program in faculty FSW

- Faculty FSW

Onderwijswetenschappen (n=96)
Culturele Antropologie en Ontwikkelings (n=129)
Sociologie (n=122)
Psychologie (n=676)
Algemene Sociale Wetenschappen (n=291)

Bachelorprogram 56607 PEDB

Pedagogische Wetenschappen
Pedagogische Wetenschappen

Content & organisation

2018	2021		Netherlands	Faculty
3.80 ▶	**4.01**	Satisfied with content	◁ 4.08	◀ 4.15
3.96 ▶	**4.14**	Up-to-date	4.01 ▶	4.05 ▷
3.79 ▶	**4.05**	Quality materials	3.94 ▶	4.06
3.77 ▶	**4.03**	Program level	3.98	4.00
3.45 ▶	**3.78**	Work methods	3.74	3.74
3.36 ▶	**3.94**	Can broaden/deepen	3.69 ▶	3.97
	3.87	Program coordination	3.76 ▷	3.80
3.41 ▶	**3.93**	Challenging	3.84 ▷	3.83 ▷
◁ 3.66	**3.55**	Shape your own program	3.34 ▶	◀ 4.00

Connection to practice

3.07 ▶	**3.24**	Satisfied with practice	◀ 3.51	3.15 ▷
2.77 ▷	**2.91**	Skills for practice	◀ 3.41	2.86
2.59 ▷	**2.76**	Link to professionals	◀ 3.14	2.63 ▷

Teachers

3.59 ▶	**3.86**	Satisfied with teachers	◀ 3.97	◀ 4.05
3.47 ▶	**3.76**	Involvement	3.69	3.81
3.51 ▶	**3.89**	Didactic skills	3.91	3.91
3.90 ▶	**4.18**	Content expertise	4.21	◁ 4.27
3.84	**3.85**	Practice knowledge	◀ 4.00	3.78
3.62 ▷	**3.72**	Supportive	3.65	◁ 3.81
3.33	**3.40**	Inspiring	◁ 3.48	◀ 3.54
	4.00	Understandable	3.97	4.04
	3.89	Encourage questions	3.90	◀ 4.03

Counseling

2018	2021		Netherlands	Faculty
3.42 ▶	**3.63**	Satisfied with counseling	3.71	3.72
3.69 ▶	**3.98**	Opportunity	3.87 ▷	3.94
3.54 ▷	**3.71**	Quality	3.71	3.73

Assessment

3.51 ▶	**3.75**	Satisfied with assessment	3.67 ▷	◁ 3.83
3.64 ▶	**3.81**	Exam matches content	3.79	◀ 3.92
3.81 ▷	**3.94**	Clear criteria	3.77 ▶	3.95
3.56 ▶	**3.82**	Quality knowledge exam	3.72 ▷	3.84
3.40 ▶	**3.59**	Quality practice exam	3.59	◁ 3.70
	3.75	Exam form follows content	3.74	◀ 3.88
3.56 ▶	**3.84**	Feedback on exams	3.61 ▶	3.74 ▷

Engagement & contact

3.55 ▶	**4.10**	Teachers reachable	3.93 ▶	4.10
	3.84	Feedback	3.64 ▶	3.82
	4.19	Feel safe	4.13	4.26
	3.97	Feel at home	3.99	4.03
	3.90	Feel inspired	◀ 4.04	◀ 4.09
	3.94	Regularly engaged	4.01	3.97
	3.60	Involved outside lessons	3.66	◀ 3.78
	3.89	Feedback appreciated	3.83	3.80 ▷
3.09 ▶	**4.28**	Course evaluations	4.13 ▶	4.19 ▷

General

3.71	**3.80**	Information	3.73	◁ 3.87
◀ 3.89	**3.68**	Facilities	3.58 ▷	3.66
	3.14	Study pressure	3.32	3.09

"study pressure" is coded as: 1=too low, 3=good, 5=too high

data analysis:
Jeroen Fokker - Departement Computer Science - Utrecht University
Hossein Al Mahmoudi - UBD Teaching Policy - Utrecht University

Bachelor program 56631 ASWB

Nationale Studenten Enquete 2021

Interdisciplinary Social Sciences

Algemene Sociale Wetenschappen

Universiteit Utrecht

2018	2021		Netherlands	Faculty
3.99	**3.99**	Satisfied with program	3.92	4.03
3.84	**3.76**	General skills	3.84	◀ 3.88
3.60 ▶	**4.27**	Education feasibility	3.93 ▶	4.07 ▶
◀ 4.13	**3.95**	Atmosphere	◀ 4.13	3.97
4.04	**4.03**	Would choose again	3.98	◀ 4.31
3.79 ▶	**3.95**	Content & organisation	3.83 ▶	3.91
2.53 ▶	**2.78**	Connection to practice	2.67 ▷	2.78
3.59 ▶	**3.81**	Teachers	◀ 3.94	◀ 3.90
2.93 ▶	**3.62**	English	◁ 3.83	3.59
3.50 ▶	**3.88**	Counseling	3.80	3.82
3.79 ▶	**3.90**	Assessment	3.73 ▶	3.80 ▶
	3.92	Engagement & contact	3.91	◀ 4.01

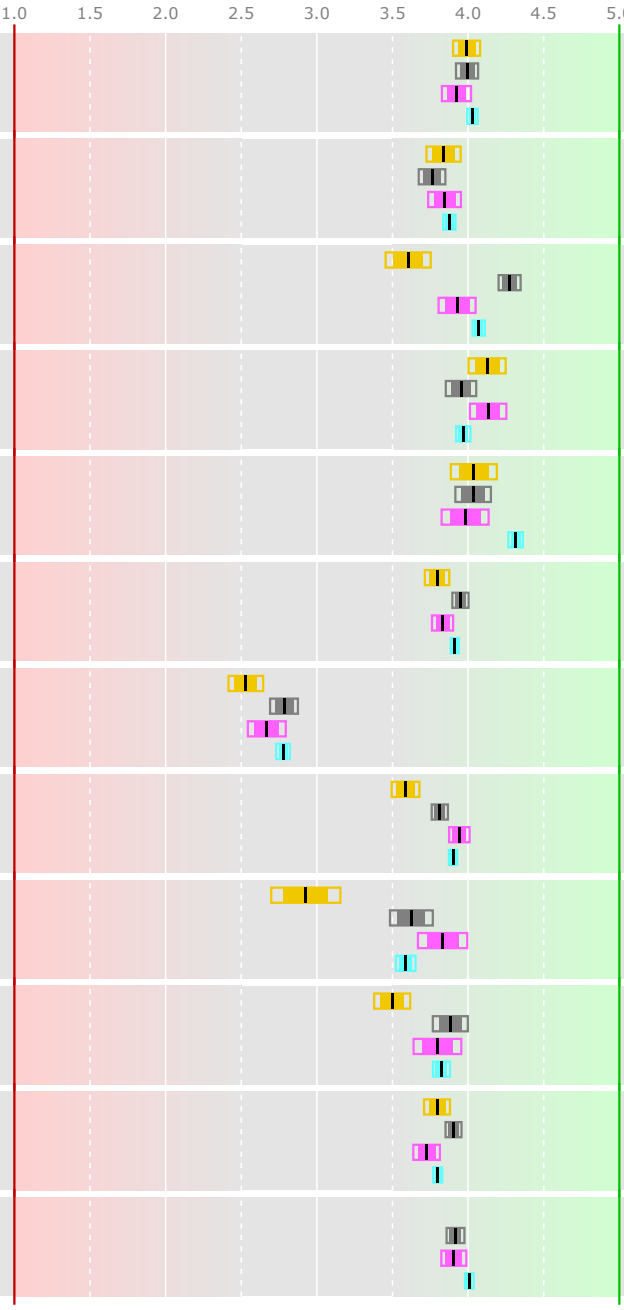

Response: 285 out of 706 = 40.4%

Compared to previous years

- program in 2018 (n=199)
- ASWB in 2021 (n=285)
- 95% confidence interval
- 80% confidence interval

Compared to similar programs in NL

- Netherlands

UvA: Algemene Sociale Wetenschappen (n=156)

Compared to Bachelor program in faculty FSW

- Faculty FSW

Onderwijswetenschappen (n=96)
Culturele Antropologie en Ontwikkelings (n=129)
Sociologie (n=122)
Psychologie (n=676)
Pedagogische Wetenschappen (n=287)

The UU program in 2021 is...

- ▶ probably better
- ▷ possibly better
- ◁ possibly worse
- ◀ probably worse

...than the comparison group

Bachelorprogram 56631 ASWB

Interdisciplinary Social Sciences
Algemene Sociale Wetenschappen

Content & organisation

2018	2021		Netherlands	Faculty
3.93 ▶	**4.07**	Satisfied with content	3.99	◁ 4.14
4.21	**4.21**	Up-to-date	◀ 4.42	4.02 ▶
3.84 ▶	**3.98**	Quality materials	3.93	◀ 4.07
3.83	**3.85**	Program level	3.83	◀ 4.04
3.64 ▶	**3.81**	Work methods	3.74	3.72 ▷
3.70 ▶	**4.05**	Can broaden/deepen	3.75 ▶	3.94 ▶
	3.80	Program coordination	3.76	3.80
3.48 ▷	**3.63**	Challenging	◁ 3.76	◀ 3.90
4.30	**4.27**	Shape your own program	3.48 ▶	3.81 ▶

Connection to practice

2018	2021		Netherlands	Faculty
2.88 ▶	**3.04**	Satisfied with practice	2.71 ▶	◀ 3.20
2.71	**2.77**	Skills for practice	2.71	◀ 2.91
2.53 ▶	**2.79**	Link to professionals	2.63 ▷	2.64 ▶

Teachers

2018	2021		Netherlands	Faculty
3.79 ▶	**3.95**	Satisfied with teachers	◁ 4.06	◁ 4.02
3.55	**3.64**	Involvement	◀ 4.01	◀ 3.83
3.65 ▶	**3.83**	Didactic skills	◀ 4.04	◀ 3.92
3.98 ▶	**4.17**	Content expertise	4.17	◀ 4.27
3.37 ▶	**3.56**	Practice knowledge	3.64	◀ 3.86
3.64 ▷	**3.79**	Supportive	3.82	3.79
◀ 3.59	**3.39**	Inspiring	◀ 3.60	◀ 3.54
	4.03	Understandable	4.09	4.03
	4.09	Encourage questions	4.18	3.98 ▶

Counseling

2018	2021		Netherlands	Faculty
3.52 ▷	**3.65**	Satisfied with counseling	3.65	3.69
3.71 ▶	**4.03**	Opportunity	3.90	3.91 ▷
3.63	**3.74**	Quality	3.70	3.73

Assessment

2018	2021		Netherlands	Faculty
3.75 ▶	**3.91**	Satisfied with assessment	3.67 ▶	3.77 ▶
3.85 ▶	**3.99**	Exam matches content	3.77 ▶	3.87 ▶
3.89 ▶	**4.08**	Clear criteria	3.72 ▶	3.89 ▶
3.78	**3.86**	Quality knowledge exam	3.83	3.82
3.65 ▶	**3.80**	Quality practice exam	3.72	3.63 ▶
	4.00	Exam form follows content	3.74 ▶	3.81 ▶
3.51 ▶	**3.69**	Feedback on exams	3.56 ▷	3.77

Engagement & contact

2018	2021		Netherlands	Faculty
3.67 ▶	**4.04**	Teachers reachable	4.09	4.10
	3.81	Feedback	3.60 ▶	3.82
	4.21	Feel safe	4.26	4.23
	3.92	Feel at home	3.86	◁ 4.02
	3.95	Feel inspired	3.95	◀ 4.09
	3.75	Regularly engaged	3.75	◀ 4.01
	3.67	Involved outside lessons	3.70	◁ 3.76
	3.73	Feedback appreciated	◁ 3.85	◀ 3.84
3.09 ▶	**4.16**	Course evaluations	4.09	4.21

General

2018	2021		Netherlands	Faculty
3.86	**3.81**	Information	3.78	3.85
◀ 3.91	**3.66**	Facilities	3.41 ▶	3.64
	2.96	Study pressure	3.20	3.15

"study pressure" is coded as: 1=too low, 3=good, 5=too high

data analysis:
Jeroen Fokker - Departement Computer Science - Utrecht University
Hossein Al Mahmoudi - UBD Teaching Policy - Utrecht University

Bachelor program 56700

Muziekwetenschap

Nationale Studenten Enquete 2021

Universiteit Utrecht

2018	2021		Netherlands	Faculty
◁ 4.27	**4.06**	Satisfied with program	4.04	3.98
3.77	**3.68**	General skills	3.84	3.81
3.64 ▶	**4.09**	Education feasibility	3.92	4.08
4.42	**4.41**	Atmosphere	3.98 ▶	4.18 ▷
4.30	**4.29**	Would choose again	4.12	4.12
3.96	**3.93**	Content & organisation	3.95	3.96
2.78	**2.73**	Connection to practice	◀ 2.98	2.76
3.90 ▷	**4.15**	Teachers	3.97 ▷	4.00 ▷
3.83	**3.88**	English	◁ 4.20	4.10
3.79	**4.00**	Counseling	3.87	3.94
3.86 ▷	**4.06**	Assessment	3.86 ▷	3.87 ▷
	4.26	Engagement & contact	4.01 ▶	4.05 ▶

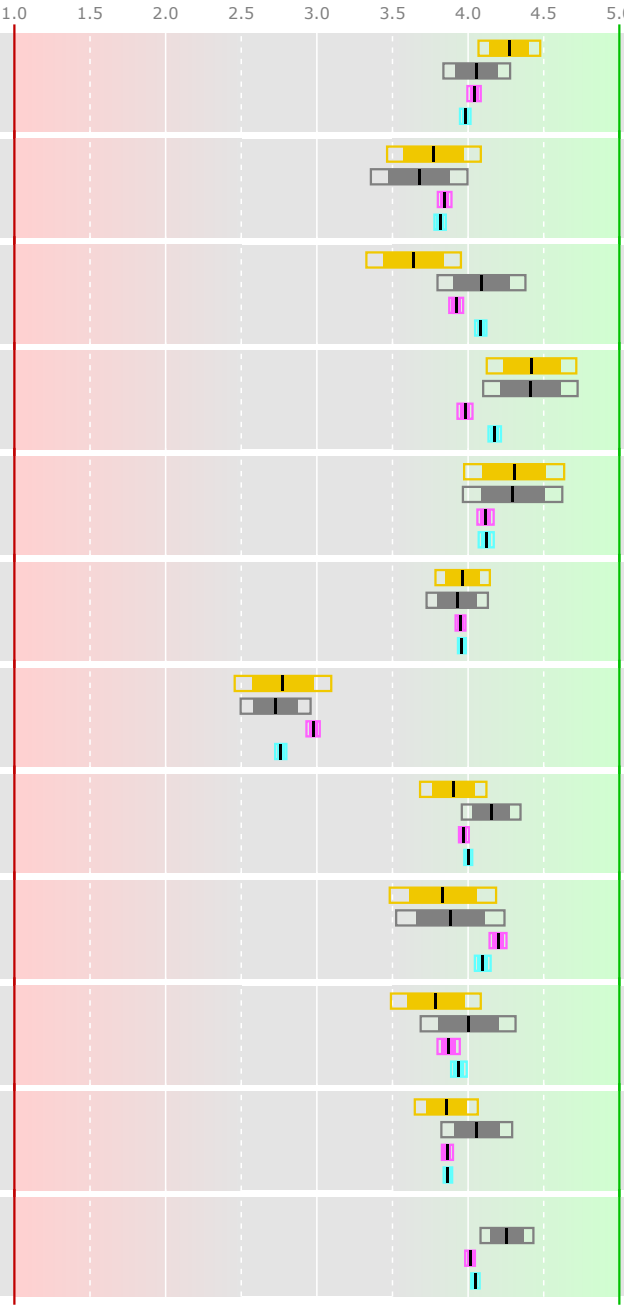

Response: 35 out of 121 = 28.9%

Compared to previous years

- program in 2018 (n=33)
- program in 2021 (n=35)
- 95% confidence interval
- 80% confidence interval

The UU program in 2021 is...

- ▶ probably better
- ▷ possibly better
- ◁ possibly worse
- ◀ probably worse

...than the comparison group

Compared to similar programs in NL

Netherlands

Utrecht: Taal- en Cultuurstudies (n=191)
Groningen: Kunsten, Cultuur en Media (n=120)
Rotterdam: Algemene Cultuurwetenschappen (n=202)
Maastricht: Cultuurwetenschappen (n=159)
UvA: Cultuurwetenschappen (n=11)
UvA: Muziekwetenschap (n=39)
UvA: Theaterwetenschap (n=45)
Nijmegen: Algemene Cultuurwetenschappen (n=74)
Tilburg: Algemene Cultuurwetenschappen (n=80)
OU: Algemene Cultuurwetenschappen (n=328)

Compared to Bachelor program in faculty GW

Faculty GW

English Language and Culture (n=119)
Liberal Arts and Sciences (n=226)
Religiewetenschappen (n=10)
Media en Cultuur (n=160)
Geschiedenis (n=296)
Islam en Arabisch (n=5)
Wijsbegeerte (n=49)
Keltische Talen en Cultuur (n=16)
Taal- en Cultuurstudies (n=191)
Literatuurwetenschap (n=67)
Taalwetenschap (n=44)
Nederlandse Taal en Cultuur (n=45)
Duitse Taal en Cultuur (n=18)
Franse Taal en Cultuur (n=17)
Italiaanse Taal en Cultuur (n=12)
Spaanse Taal en Cultuur (n=30)
Kunstgeschiedenis (n=53)
Communicatie- en Informatiewetenschappe (n=141)
Kunstmatige Intelligentie (n=141)

Bachelorprogram 56700

Muziekwetenschap

Content & organisation

2018	2021		Netherlands	Faculty
3.94 ▷	**4.18**	Satisfied with content	4.15	4.06
3.79	**3.59**	Up-to-date	◁ 3.89	◀ 3.96
4.17	**4.21**	Quality materials	4.12	4.04 ▷
4.07	**4.06**	Program level	4.12	4.01
3.90	**3.94**	Work methods	3.83	3.80
3.65	**3.94**	Can broaden/deepen	4.05	4.09
	3.97	Program coordination	3.82	3.78
3.58 ▶	**4.03**	Challenging	3.99	3.90
3.83	**3.64**	Shape your own program	3.77	◀ 4.08

Connection to practice

◁ 3.27	**2.94**	Satisfied with practice	◁ 3.12	3.03
2.81	**2.76**	Skills for practice	◀ 3.07	2.82
2.62	**2.70**	Link to professionals	2.88	2.70

Teachers

3.77 ▶	**4.53**	Satisfied with teachers	4.16 ▶	4.15 ▶
4.07	**4.28**	Involvement	3.97 ▶	4.06 ▷
3.63 ▷	**4.09**	Didactic skills	4.00	4.07
4.26 ▷	**4.62**	Content expertise	4.35 ▶	4.41 ▷
3.67	**3.84**	Practice knowledge	3.73	3.62 ▷
3.88	**4.12**	Supportive	3.87 ▷	3.91 ▷
3.81	**3.88**	Inspiring	3.77	3.74
	4.03	Understandable	4.01	4.05
	4.34	Encourage questions	4.08 ▶	4.15 ▷

Counseling

2018	2021		Netherlands	Faculty
3.61 ▷	**4.00**	Satisfied with counseling	3.83	3.82
4.04	**4.05**	Opportunity	3.90	4.00
3.90	**3.95**	Quality	3.84	3.87

Assessment

4.00	**3.94**	Satisfied with assessment	3.80	3.83
3.96 ▷	**4.19**	Exam matches content	3.91 ▶	3.94 ▷
3.81 ▷	**4.06**	Clear criteria	3.89	3.87 ▷
3.85 ▷	**4.09**	Quality knowledge exam	3.89 ▷	3.88 ▷
3.81	**3.81**	Quality practice exam	3.78	3.81
	4.25	Exam form follows content	3.89 ▶	3.94 ▶
3.93	**3.94**	Feedback on exams	3.82	3.75

Engagement & contact

4.20 ▶	**4.59**	Teachers reachable	4.19 ▶	4.25 ▶
	4.03	Feedback	3.87	3.84 ▷
	4.53	Feel safe	4.17 ▶	4.34 ▷
	4.31	Feel at home	3.96 ▷	4.05 ▷
	4.16	Feel inspired	4.19	4.04
	3.88	Regularly engaged	4.10	4.00
	3.84	Involved outside lessons	3.83	3.71
	4.38	Feedback appreciated	3.78 ▶	3.97 ▶
3.71 ▶	**4.59**	Course evaluations	4.04 ▶	4.25 ▶

General

3.90	**4.03**	Information	3.92	3.86 ▷
3.83	**3.65**	Facilities	3.63	3.61
	3.24	Study pressure	3.27	3.18

"study pressure" is coded as: 1=too low, 3=good, 5=too high

Reaction of program management:

data analysis:
Jeroen Fokker - Departement Computer Science - Utrecht University
Hossein Al Mahmoudi - UBD Teaching Policy - Utrecht University

Bachelor program 56801 TCSB

Taal- en cultuurstudies

Taal- en Cultuurstudies

Nationale Studenten Enquete 2021

Universiteit Utrecht

2018	2021		Netherlands	Faculty
4.14	**4.23**	Satisfied with program	4.02 ▶	3.96 ▶
3.92	**4.01**	General skills	3.83 ▶	3.80 ▶
3.76 ▶	**4.10**	Education feasibility	3.91 ▶	4.09
4.27 ▶	**4.45**	Atmosphere	3.94 ▶	4.17 ▶
4.38	**4.37**	Would choose again	4.09 ▶	4.10 ▶
3.93 ▶	**4.21**	Content & organisation	3.92 ▶	3.94 ▶
2.86 ▶	**3.05**	Connection to practice	2.97 ▷	2.73 ▶
3.91 ▶	**4.09**	Teachers	3.96 ▶	3.99 ▶
4.01	**4.18**	English	4.18	4.07
3.77 ▶	**4.09**	Counseling	3.82 ▶	3.92 ▶
3.86 ▶	**3.99**	Assessment	3.85 ▶	3.85 ▶
	4.21	Engagement & contact	3.99 ▶	4.04 ▶

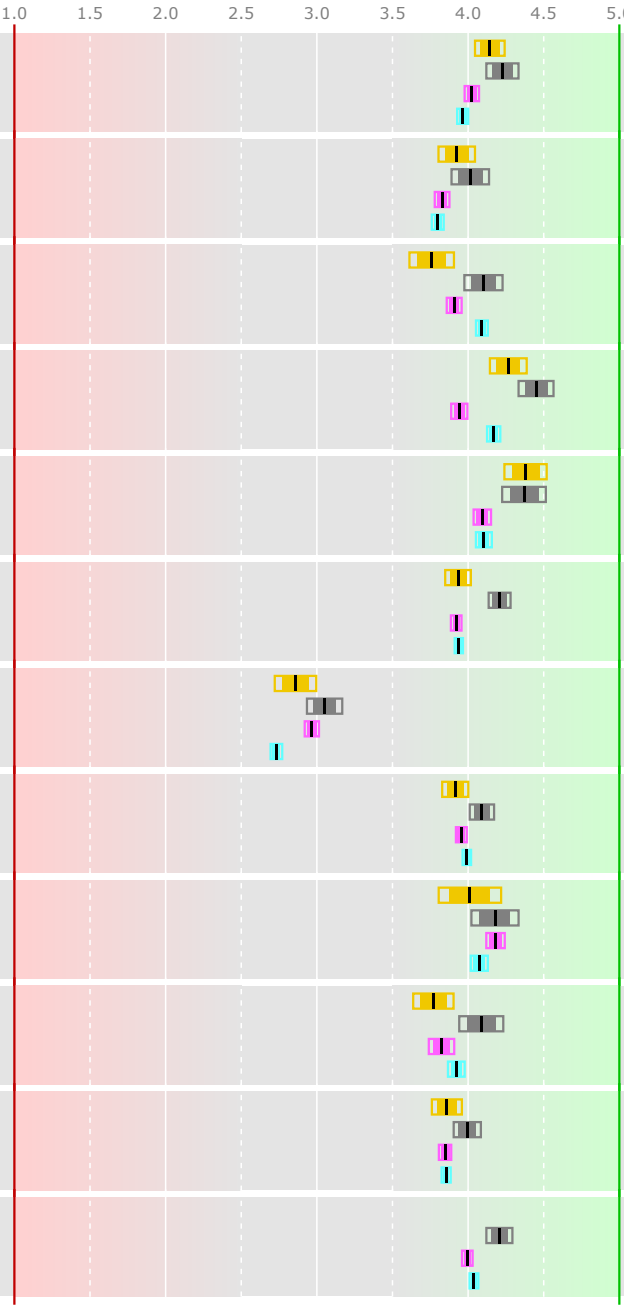

Response: 141 out of 348 = 40.5%

Compared to previous years

- program in 2018 (n=174)
- TCSB in 2021 (n=141)
- 95% confidence interval
- 80% confidence interval

The UU program in 2021 is...

- ▶ probably better
- ▷ possibly better
- ◁ possibly worse
- ◀ probably worse

...than the comparison group

Compared to similar programs in NL

Netherlands

Utrecht: Muziekwetenschap (n=35)
Groningen: Kunsten, Cultuur en Media (n=120)
Rotterdam: Algemene Cultuurwetenschappen (n=202)
Maastricht: Cultuurwetenschappen (n=159)
UvA: Cultuurwetenschappen (n=11)
UvA: Muziekwetenschap (n=39)
UvA: Theaterwetenschap (n=45)
Nijmegen: Algemene Cultuurwetenschappen (n=74)
Tilburg: Algemene Cultuurwetenschappen (n=80)
OU: Algemene Cultuurwetenschappen (n=328)

Compared to Bachelor program in faculty GW

Faculty GW

English Language and Culture (n=119)
Liberal Arts and Sciences (n=226)
Religiewetenschappen (n=10)
Media en Cultuur (n=160)
Geschiedenis (n=296)
Islam en Arabisch (n=5)
Wijsbegeerte (n=49)
Keltische Talen en Cultuur (n=16)
Muziekwetenschap (n=35)
Literatuurwetenschap (n=67)
Taalwetenschap (n=44)
Nederlandse Taal en Cultuur (n=45)
Duitse Taal en Cultuur (n=18)
Franse Taal en Cultuur (n=17)
Italiaanse Taal en Cultuur (n=12)
Spaanse Taal en Cultuur (n=30)
Kunstgeschiedenis (n=53)
Communicatie- en Informatiewetenschappe (n=141)
Kunstmatige Intelligentie (n=141)

Bachelorprogram 56801 TCSB

Taal- en cultuurstudies
Taal- en Cultuurstudies

Content & organisation

2018	2021		Netherlands	Faculty
4.06 ▶	**4.34**	Satisfied with content	4.13 ▶	4.03 ▶
4.21	**4.30**	Up-to-date	3.82 ▶	3.91 ▶
4.06	**4.15**	Quality materials	4.11	4.02 ▶
4.08	**4.14**	Program level	4.12	3.99 ▶
3.80 ▷	**3.96**	Work methods	3.83 ▶	3.80 ▶
3.96 ▶	**4.49**	Can broaden/deepen	4.01 ▶	4.06 ▶
	3.75	Program coordination	3.84	3.79
3.91 ▶	**4.10**	Challenging	3.98 ▷	3.88 ▶
4.50 ▶	**4.76**	Shape your own program	3.66 ▶	4.03 ▶

Connection to practice

3.10 ▶	**3.30**	Satisfied with practice	3.08 ▶	3.01 ▶
2.94	**3.03**	Skills for practice	3.07	2.80 ▶
2.73 ▶	**3.07**	Link to professionals	2.86 ▶	2.66 ▶

Teachers

4.08 ▶	**4.31**	Satisfied with teachers	4.14 ▶	4.13 ▶
3.90 ▶	**4.12**	Involvement	3.94 ▶	4.05
3.92 ▶	**4.21**	Didactic skills	3.96 ▶	4.05 ▶
4.35 ▶	**4.52**	Content expertise	4.33 ▶	4.41 ▶
3.64	**3.75**	Practice knowledge	3.73	3.61 ▷
3.88	**3.93**	Supportive	3.86	3.91
3.87	**3.86**	Inspiring	3.75 ▷	3.72 ▷
	4.16	Understandable	3.98 ▶	4.04 ▶
	4.17	Encourage questions	4.08 ▷	4.15

Counseling

2018	2021		Netherlands	Faculty
3.67 ▶	**4.05**	Satisfied with counseling	3.78 ▶	3.79 ▶
3.96 ▶	**4.20**	Opportunity	3.84 ▶	3.98 ▶
3.81 ▷	**3.98**	Quality	3.81 ▷	3.86 ▷

Assessment

3.78	**3.88**	Satisfied with assessment	3.79 ▷	3.83
3.97	**4.05**	Exam matches content	3.89 ▶	3.93 ▶
3.77 ▶	**4.07**	Clear criteria	3.87 ▶	3.86 ▶
3.85 ▷	**3.98**	Quality knowledge exam	3.89 ▷	3.88 ▷
3.86 ▷	**4.02**	Quality practice exam	3.75 ▶	3.79 ▶
	4.01	Exam form follows content	3.88 ▶	3.93
3.74	**3.85**	Feedback on exams	3.82	3.74 ▷

Engagement & contact

3.94 ▶	**4.36**	Teachers reachable	4.18 ▶	4.24 ▷
	3.97	Feedback	3.85 ▷	3.83 ▷
	4.35	Feel safe	4.16 ▶	4.35
	4.27	Feel at home	3.94 ▶	4.04 ▶
	4.27	Feel inspired	4.17	4.02 ▶
	4.14	Regularly engaged	4.07	3.97 ▶
	3.89	Involved outside lessons	3.82	3.69 ▶
	4.12	Feedback appreciated	3.76 ▶	3.97 ▶
3.49 ▶	**4.49**	Course evaluations	4.01 ▶	4.24 ▶

General

3.84	**3.92**	Information	3.92	3.85
3.83	**3.78**	Facilities	3.61 ▶	3.60 ▶
	3.23	Study pressure	3.28	3.17

"study pressure" is coded as: 1=too low, 3=good, 5=too high

data analysis:
Jeroen Fokker - Departement Computer Science - Utrecht University
Hossein Al Mahmoudi - UBD Teaching Policy - Utrecht University

Bachelor program 56802

Literatuurwetenschap

Nationale Studenten Enquete 2021

Universiteit Utrecht

2018	2021		Netherlands	Faculty
4.21	**4.04**	Satisfied with program	3.88	3.98
◁ 4.07	**3.82**	General skills	3.78	3.81
3.27 ▶	**4.05**	Education feasibility	3.97	4.09
◁ 4.48	**4.23**	Atmosphere	3.86 ▶	4.18
4.35	**4.14**	Would choose again	3.86 ▷	4.12
4.05	**3.95**	Content & organisation	3.78 ▷	3.96
2.45 ▶	**2.92**	Connection to practice	2.73 ▷	2.75 ▶
4.00 ▶	**4.24**	Teachers	4.11 ▷	3.99 ▶
3.84 ▶	**4.38**	English	4.53	4.08 ▶
3.68 ▶	**4.24**	Counseling	3.68 ▶	3.93 ▶
3.90	**3.89**	Assessment	3.90	3.87
	4.11	Engagement & contact	4.00	4.05

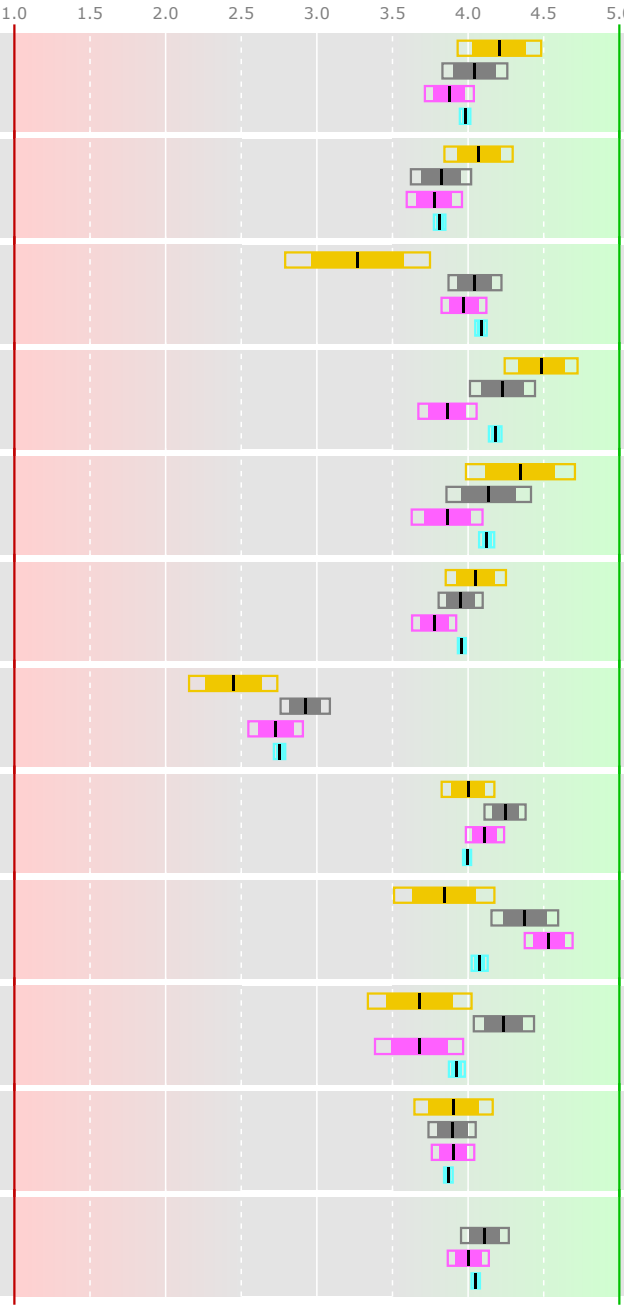

Response: 67 out of 168 = 39.9%

Compared to previous years

- program in 2018 (n=29)
- program in 2021 (n=67)
- 95% confidence interval
- 80% confidence interval

The UU program in 2021 is...

- ▶ probably better
- ▷ possibly better
- ◁ possibly worse
- ◀ probably worse

...than the comparison group

Compared to similar programs in NL

- Netherlands

UvA: Literatuurwetenschap (n=72)
VU: Literatuur en Samenleving (n=41)

Compared to Bachelor program in faculty GW

- Faculty GW

English Language and Culture (n=119)
Liberal Arts and Sciences (n=226)
Religiewetenschappen (n=10)
Media en Cultuur (n=160)
Geschiedenis (n=296)
Islam en Arabisch (n=5)
Wijsbegeerte (n=49)
Keltische Talen en Cultuur (n=16)
Muziekwetenschap (n=35)
Taal- en Cultuurstudies (n=191)
Taalwetenschap (n=44)
Nederlandse Taal en Cultuur (n=45)
Duitse Taal en Cultuur (n=18)
Franse Taal en Cultuur (n=17)
Italiaanse Taal en Cultuur (n=12)
Spaanse Taal en Cultuur (n=30)
Kunstgeschiedenis (n=53)
Communicatie- en Informatiewetenschappe (n=141)
Kunstmatige Intelligentie (n=141)

Bachelorprogram 56802

Literatuurwetenschap

Content & organisation

2018	2021		Netherlands	Faculty
4.10	**4.24**	Satisfied with content	3.91 ▶	4.06 ▷
4.10	**3.86**	Up-to-date	3.85	3.95
3.97 ▷	**4.21**	Quality materials	3.97 ▷	4.03 ▷
4.17	**4.05**	Program level	3.81 ▷	4.01
◁ 4.00	**3.79**	Work methods	3.75	3.81
3.85	**4.11**	Can broaden/deepen	3.97	4.09
	4.02	Program coordination	3.69 ▶	3.78 ▶
3.85	**3.79**	Challenging	3.54 ▷	3.91
◁ 4.15	**3.79**	Shape your own program	3.62	◀ 4.09

Connection to practice

2.92	**3.16**	Satisfied with practice	2.97 ▷	3.03 ▷
2.50 ▶	**2.98**	Skills for practice	2.90	2.82 ▷
2.40 ▶	**2.86**	Link to professionals	2.56 ▶	2.69 ▷

Teachers

4.14	**4.27**	Satisfied with teachers	4.16	4.15 ▷
4.08 ▶	**4.45**	Involvement	4.16 ▶	4.05 ▶
4.00 ▶	**4.37**	Didactic skills	4.10 ▶	4.06 ▶
4.54	**4.49**	Content expertise	4.36	4.42
3.46 ▷	**3.86**	Practice knowledge	3.83	3.62 ▶
4.04	**4.26**	Supportive	4.04 ▷	3.90 ▶
4.15	**3.95**	Inspiring	3.89	3.73 ▷
	4.22	Understandable	4.10	4.04 ▶
	4.35	Encourage questions	4.25	4.14 ▶

Counseling

2018	2021		Netherlands	Faculty
3.86	**4.11**	Satisfied with counseling	3.73 ▷	3.81 ▶
3.80 ▶	**4.34**	Opportunity	3.70 ▶	3.99 ▶
3.79 ▷	**4.13**	Quality	3.65 ▶	3.86 ▶

Assessment

3.86	**3.94**	Satisfied with assessment	3.88	3.83
4.04	**3.98**	Exam matches content	4.00	3.94
3.54 ▷	**3.83**	Clear criteria	3.88	3.88
4.08	**3.94**	Quality knowledge exam	3.91	3.88
4.00	**3.81**	Quality practice exam	3.82	3.81
	3.94	Exam form follows content	4.02	3.94
3.73	**3.87**	Feedback on exams	3.77	3.75

Engagement & contact

4.12 ▷	**4.35**	Teachers reachable	4.20 ▷	4.25
	3.79	Feedback	3.81	3.85
	4.33	Feel safe	3.98 ▶	4.34
	3.90	Feel at home	3.60 ▷	4.06
	4.14	Feel inspired	4.11	4.04
	4.16	Regularly engaged	4.00	3.99 ▷
	3.77	Involved outside lessons	◁ 4.02	3.71
	4.15	Feedback appreciated	4.06	3.97 ▷
3.25 ▶	**4.40**	Course evaluations	4.25	4.25 ▷

General

3.97	**3.95**	Information	3.71 ▷	3.86
3.76	**3.79**	Facilities	3.34 ▶	3.60 ▶
	3.05	Study pressure	2.92	3.18

"study pressure" is coded as: 1=too low, 3=good, 5=too high

Reaction of program management:
Students of the BA Literary Studies at Utrecht University rate their programme with 4.04 out of 5, which is good to see. The BA Literary Studies scores very well in terms of educational feasibility, career orientation, teaching staff, level of English and supervision. This is all the more striking for two reasons: the degree programme is much larger in student numbers in 2021 than in the previous year, due to a much larger intake of first-year students; the second reason is that we are in a corona crisis, with online and bimodal education the dominant forms since March 2020. We are really happy that students are now seeing better the connection between their studies and careers in our BA; we now actively use a Learning Line Career orientation right from the Introduction Days for incoming students. The atmosphere in the study programme will, the teaching staff hope, regain its former cosy and interactive form when classes are back on location, hopefully as planned, from September 2021. We will process the feedback on General Skills by embedding them in elements such as tutor conversations in our programme.

data analysis:
Jeroen Fokker - Departement Computer Science - Utrecht University
Hossein Al Mahmoudi - UBD Teaching Policy - Utrecht University

Bachelor program 56803

Taalwetenschap

Nationale Studenten Enquete 2021

Universiteit Utrecht

2018	2021		Netherlands	Faculty
◁ 4.16	**3.86**	Satisfied with program	4.01	3.99
3.86	**3.68**	General skills	3.66	3.82
3.66 ▶	**4.33**	Education feasibility	4.06 ▶	4.08 ▶
◁ 4.64	**4.42**	Atmosphere	4.20 ▷	4.17 ▶
◀ 4.20	**3.70**	Would choose again	◁ 4.08	◀ 4.13
3.88	**3.82**	Content & organisation	3.85	◁ 3.96
2.57	**2.55**	Connection to practice	◀ 2.86	◀ 2.77
4.03	**4.16**	Teachers	3.99 ▶	4.00 ▶
3.68 ▶	**4.19**	English	4.13	4.09
3.79 ▷	**4.07**	Counseling	3.94	3.94
3.77 ▷	**3.96**	Assessment	3.82 ▷	3.87
	4.08	Engagement & contact	4.01	4.05

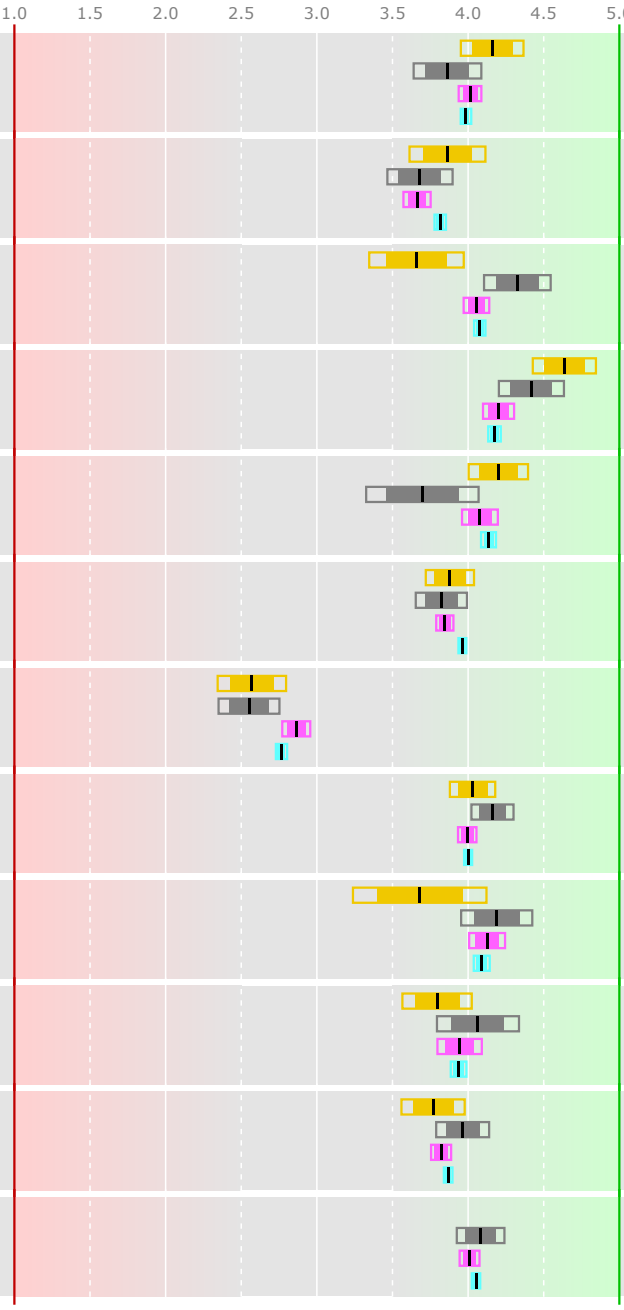

Response: 44 out of 114 = 38.6%

Compared to previous years

- program in 2018 (n=44)
- program in 2021 (n=44)
- 95% confidence interval
- 80% confidence interval

The UU program in 2021 is...

- ▶ probably better
- ▷ possibly better
- ◁ possibly worse
- ◀ probably worse

...than the comparison group

Compared to similar programs in NL

Netherlands

Leiden: Taalwetenschap (n=120)
Groningen: Taalwetenschap (n=52)
UvA: Taalwetenschap (n=94)
Nijmegen: Taalwetenschap (n=52)

Compared to Bachelor program in faculty GW

Faculty GW

English Language and Culture (n=119)
Liberal Arts and Sciences (n=226)
Religiewetenschappen (n=10)
Media en Cultuur (n=160)
Geschiedenis (n=296)
Islam en Arabisch (n=5)
Wijsbegeerte (n=49)
Keltische Talen en Cultuur (n=16)
Muziekwetenschap (n=35)
Taal- en Cultuurstudies (n=191)
Literatuurwetenschap (n=67)
Nederlandse Taal en Cultuur (n=45)
Duitse Taal en Cultuur (n=18)
Franse Taal en Cultuur (n=17)
Italiaanse Taal en Cultuur (n=12)
Spaanse Taal en Cultuur (n=30)
Kunstgeschiedenis (n=53)
Communicatie- en Informatiewetenschappe (n=141)
Kunstmatige Intelligentie (n=141)

Bachelorprogram 56803

Taalwetenschap

Content & organisation

2018	2021		Netherlands	Faculty
◀4.23	**3.82**	Satisfied with content	◀4.11	◀4.07
3.55	**3.36**	Up-to-date	◀3.74	◀3.96
4.17	**3.98**	Quality materials	4.01	4.04
3.98	**4.10**	Program level	4.06	4.00
4.00	**3.86**	Work methods	3.82	3.80
3.65	**3.83**	Can broaden/deepen	3.94	◀4.09
	3.68	Program coordination	3.74	3.79
3.42▷	**3.73**	Challenging	3.84	3.91
4.08	**4.05**	Shape your own program	3.61▶	4.07

Connection to practice

2018	2021		Netherlands	Faculty
2.98	**2.80**	Satisfied with practice	◀3.13	◀3.04
2.76	**2.62**	Skills for practice	◀3.01	◁2.83
2.59	**2.49**	Link to professionals	◁2.72	◁2.70

Teachers

2018	2021		Netherlands	Faculty
4.34	**4.30**	Satisfied with teachers	4.12▷	4.15▷
4.29	**4.51**	Involvement	4.05▶	4.05▶
4.20	**4.18**	Didactic skills	3.92▶	4.07▷
4.56	**4.69**	Content expertise	4.43▶	4.41▶
3.55	**3.49**	Practice knowledge	◀3.94	3.63
4.00▷	**4.24**	Supportive	3.84▶	3.90▶
3.76	**3.82**	Inspiring	3.70	3.74
	4.08	Understandable	3.95	4.05
	4.29	Encourage questions	4.12	4.15

Counseling

2018	2021		Netherlands	Faculty
3.75	**3.92**	Satisfied with counseling	3.91	3.82
3.98▷	**4.26**	Opportunity	4.01▷	4.00▷
3.94	**3.87**	Quality	3.88	3.88

Assessment

2018	2021		Netherlands	Faculty
3.93	**3.95**	Satisfied with assessment	3.76▷	3.83
3.88	**4.05**	Exam matches content	3.96	3.94
3.73	**3.95**	Clear criteria	3.83	3.88
3.73▶	**4.08**	Quality knowledge exam	3.92▷	3.88▷
3.73	**3.81**	Quality practice exam	3.81	3.81
	3.95	Exam form follows content	3.92	3.94
3.78	**3.95**	Feedback on exams	3.49▶	3.75▷

Engagement & contact

2018	2021		Netherlands	Faculty
4.27▷	**4.54**	Teachers reachable	4.27▶	4.25▶
	4.08	Feedback	3.68▶	3.84▶
	4.54	Feel safe	4.31▷	4.34▷
	4.16	Feel at home	4.05	4.05
	3.57	Feel inspired	◀4.00	◀4.06
	3.89	Regularly engaged	3.98	4.00
	3.40	Involved outside lessons	◁3.73	◁3.72
	4.17	Feedback appreciated	3.88▶	3.97▷
3.46▶	**4.46**	Course evaluations	4.19▶	4.25▷

General

2018	2021		Netherlands	Faculty
3.98	**4.07**	Information	3.88▷	3.85▶
◁3.90	**3.64**	Facilities	3.57	3.61
	3.00	Study pressure	3.19	3.18

"study pressure" is coded as: 1=too low, 3=good, 5=too high

Reaction of program management:
The Linguistics program would like to thank the students for filling out the NSE. We see a lot of positive things in the results, such as students' positive attitudes towards the atmosphere and the teachers of the program. As a bilingual program we are also happy to see an increase in students' appreciation of the use of English in the program. One thing that surprised us in the results is that fewer students would choose our program again. We will put this topic on the agenda of next year's Onderwijsgesprek (Education Conversation), so that we can better understand what caused this result, and what we can do as a program to improve this.

data analysis:
Jeroen Fokker - Departement Computer Science - Utrecht University
Hossein Al Mahmoudi - UBD Teaching Policy - Utrecht University

Bachelor program 56804

Nederlandse Taal en Cultuur

Nationale Studenten Enquete 2021

Universiteit Utrecht

	2018	2021		Netherlands	Faculty
	◁ 4.37	**4.20**	Satisfied with program	4.00 ▶	3.98 ▶
	3.91	**3.91**	General skills	3.93	3.81
	3.64 ▶	**4.20**	Education feasibility	4.01 ▷	4.08
	◁ 4.59	**4.40**	Atmosphere	4.40	4.17 ▷
	4.44	**4.32**	Would choose again	4.26	4.12 ▷
	3.84 ▷	**4.01**	Content & organisation	3.89 ▷	3.96
	2.63 ▷	**2.92**	Connection to practice	2.87	2.76
	3.97	**4.09**	Teachers	4.14	4.00
	3.45	**3.80**	English	3.49	4.10
	3.78 ▶	**4.20**	Counseling	3.93 ▷	3.93 ▷
	3.83	**3.90**	Assessment	3.89	3.87
		4.10	Engagement & contact	4.15	4.05

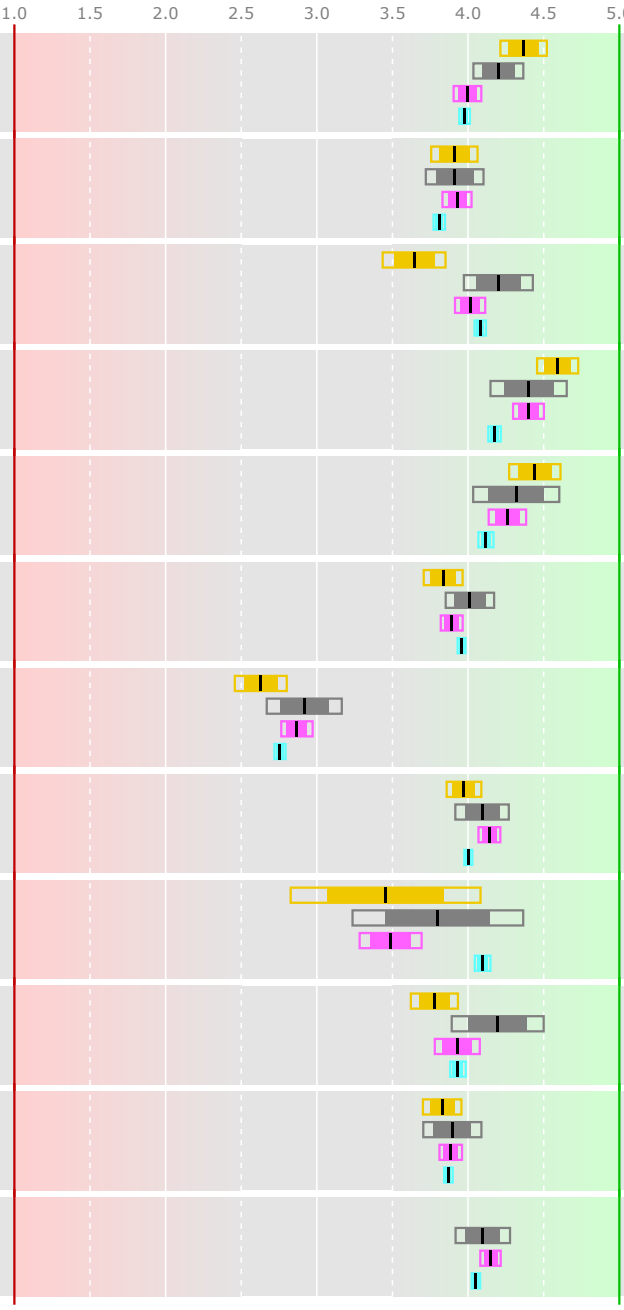

Response: 45 out of 133 = 33.8%

Compared to previous years

- program in 2018 (n=79)
- program in 2021 (n=45)
- 95% confidence interval
- 80% confidence interval

The UU program in 2021 is...

- ▶ probably better
- ▷ possibly better
- ◁ possibly worse
- ◀ probably worse

...than the comparison group

Compared to similar programs in NL

Netherlands

Leiden: Nederlandkunde/Dutch Studies (n=16)
Leiden: Nederlandse Taal en Cultuur (n=79)
Groningen: Nederlandse Taal en Cultuur (n=48)
UvA: Nederlandse Taal en Cultuur (n=44)
Nijmegen: Nederlandse Taal en Cultuur (n=48)

Compared to Bachelor program in faculty GW

Faculty GW

English Language and Culture (n=119)
Liberal Arts and Sciences (n=226)
Religiewetenschappen (n=10)
Media en Cultuur (n=160)
Geschiedenis (n=296)
Islam en Arabisch (n=5)
Wijsbegeerte (n=49)
Keltische Talen en Cultuur (n=16)
Muziekwetenschap (n=35)
Taal- en Cultuurstudies (n=191)
Literatuurwetenschap (n=67)
Taalwetenschap (n=44)
Duitse Taal en Cultuur (n=18)
Franse Taal en Cultuur (n=17)
Italiaanse Taal en Cultuur (n=12)
Spaanse Taal en Cultuur (n=30)
Kunstgeschiedenis (n=53)
Communicatie- en Informatiewetenschappe (n=141)
Kunstmatige Intelligentie (n=141)

Bachelorprogram 56804

Nederlandse Taal en Cultuur

Content & organisation

2018	2021		Netherlands	Faculty
4.06 ▷	**4.22**	Satisfied with content	4.14	4.06 ▷
3.78	**3.95**	Up-to-date	3.89	3.95
3.92 ▶	**4.21**	Quality materials	4.12	4.04 ▷
4.05	**4.17**	Program level	4.05	4.00 ▷
3.92	**3.88**	Work methods	3.88	3.80
3.59 ▶	**4.14**	Can broaden/deepen	3.89 ▷	4.09
	3.83	Program coordination	3.81	3.79
3.70 ▷	**3.93**	Challenging	3.96	3.90
3.91	**3.98**	Shape your own program	3.52 ▶	4.08

Connection to practice

3.05 ▷	**3.22**	Satisfied with practice	3.10	3.03 ▶
2.76	**2.88**	Skills for practice	2.98	2.82
2.64 ▷	**2.95**	Link to professionals	2.76	2.69 ▷

Teachers

4.18	**4.31**	Satisfied with teachers	4.36	4.15
4.14	**4.14**	Involvement	4.31	4.06
3.85 ▶	**4.19**	Didactic skills	4.17	4.07
4.25 ▶	**4.64**	Content expertise	4.59	4.41 ▶
3.70	**3.50**	Practice knowledge	◁ 3.73	3.63
3.96	**4.05**	Supportive	3.98	3.91
4.01	**4.00**	Inspiring	3.99	3.73 ▷
	4.19	Understandable	4.15	4.05
	4.02	Encourage questions	◁ 4.21	◁ 4.15

Counseling

2018	2021		Netherlands	Faculty
3.75 ▷	**4.08**	Satisfied with counseling	3.89	3.82 ▷
3.99	**4.22**	Opportunity	4.00	4.00
3.92 ▷	**4.17**	Quality	3.86 ▷	3.87 ▷

Assessment

3.87	**3.89**	Satisfied with assessment	3.85	3.83
3.90 ▷	**4.10**	Exam matches content	3.95	3.94 ▷
3.73	**3.80**	Clear criteria	3.90	3.88
3.86 ▷	**4.10**	Quality knowledge exam	3.92 ▷	3.88 ▶
3.83	**3.75**	Quality practice exam	3.88	3.81
	4.00	Exam form follows content	3.91	3.94
3.82	**3.62**	Feedback on exams	3.75	3.76

Engagement & contact

4.07	**4.22**	Teachers reachable	◁ 4.38	4.25
	3.83	Feedback	3.89	3.84
	4.33	Feel safe	4.38	4.34
	4.05	Feel at home	4.25	4.06
	4.17	Feel inspired	4.15	4.04
	4.05	Regularly engaged	4.23	3.99
	3.98	Involved outside lessons	3.88	3.70 ▷
	4.03	Feedback appreciated	3.95	3.98
3.26 ▶	**4.22**	Course evaluations	4.23	4.26

General

3.83	**3.98**	Information	3.69 ▶	3.86
◁ 3.82	**3.58**	Facilities	3.59	3.61
	3.26	Study pressure	3.36	3.18

"study pressure" is coded as: 1=too low, 3=good, 5=too high

Reaction of program management:
De uitslag van de NSE 2021 kleurt mijn dag met veel vrolijke groene pijltjes die de goede kant op wijzen. Ze duiden erop dat de voortdurende hoge inzet van zowel docenten als studenten leidt tot een rijke en goede opleiding.

data analysis:
Jeroen Fokker - Departement Computer Science - Utrecht University
Hossein Al Mahmoudi - UBD Teaching Policy - Utrecht University

Bachelor program 56805

Duitse Taal en Cultuur

Nationale Studenten Enquete 2021

Universiteit Utrecht

2018	2021		Netherlands	Faculty
4.04	**4.28**	Satisfied with program	3.94 ▷	3.98
4.00	**3.89**	General skills	3.70	3.81
4.15	**4.33**	Education feasibility	4.09 ▷	4.08 ▷
4.54	**4.50**	Atmosphere	4.39	4.18 ▷
4.12 ▷	**4.56**	Would choose again	3.94 ▶	4.12 ▷
3.71 ▷	**4.15**	Content & organisation	3.82 ▷	3.96
2.95	**3.18**	Connection to practice	2.97	2.76 ▶
4.06 ▶	**4.49**	Teachers	4.15 ▶	4.00 ▶
		English	4.14	4.09
3.92 ▷	**4.30**	Counseling	4.17	3.94 ▷
3.78 ▶	**4.28**	Assessment	3.93 ▶	3.87 ▶
	4.44	Engagement & contact	4.21 ▷	4.05 ▶

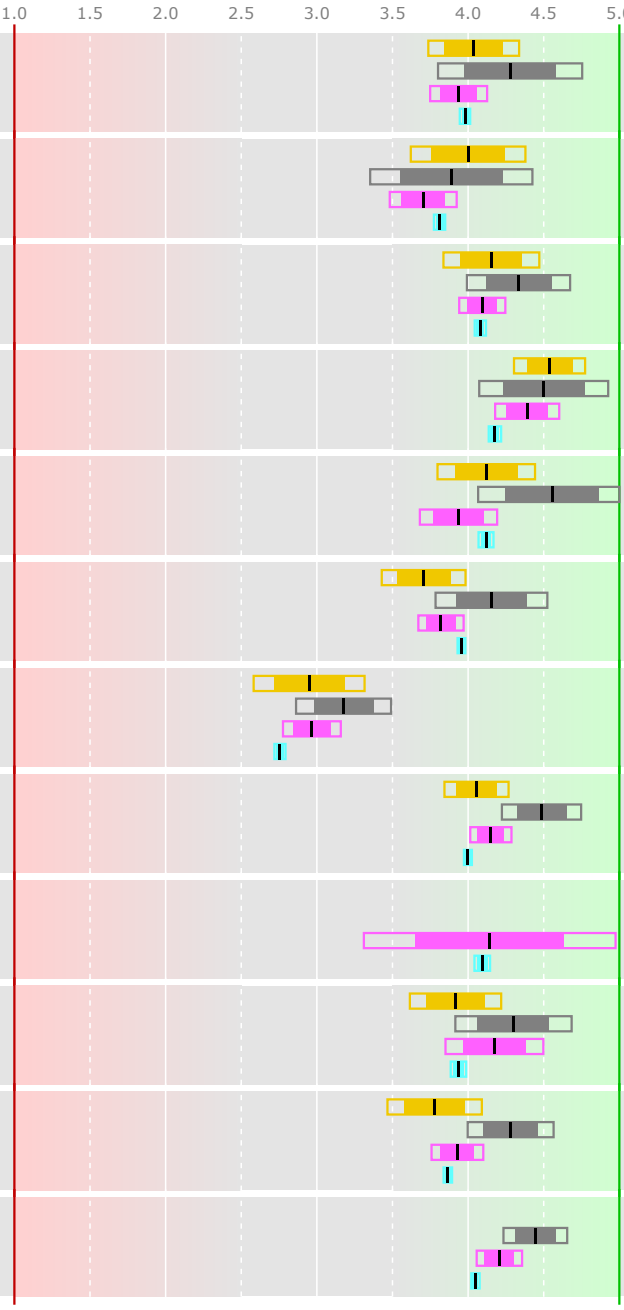

Response: 18 out of 43 = 41.9%

Compared to previous years

- program in 2018 (n=27)
- program in 2021 (n=18)
- 95% confidence interval
- 80% confidence interval

The UU program in 2021 is...

- ▶ probably better
- ▷ possibly better
- ◁ possibly worse
- ◀ probably worse

...than the comparison group

Compared to similar programs in NL

- Netherlands

Leiden: Duitse Taal en Cultuur (n=23)
UvA: Duitse Taal en Cultuur (n=11)
Nijmegen: Duitse Taal en Cultuur (n=30)

Compared to Bachelor program in faculty GW

- Faculty GW

English Language and Culture (n=119)
Liberal Arts and Sciences (n=226)
Religiewetenschappen (n=10)
Media en Cultuur (n=160)
Geschiedenis (n=296)
Islam en Arabisch (n=5)
Wijsbegeerte (n=49)
Keltische Talen en Cultuur (n=16)
Muziekwetenschap (n=35)
Taal- en Cultuurstudies (n=191)
Literatuurwetenschap (n=67)
Taalwetenschap (n=44)
Nederlandse Taal en Cultuur (n=45)
Franse Taal en Cultuur (n=17)
Italiaanse Taal en Cultuur (n=12)
Spaanse Taal en Cultuur (n=30)
Kunstgeschiedenis (n=53)
Communicatie- en Informatiewetenschappe (n=141)
Kunstmatige Intelligentie (n=141)

Bachelorprogram 56805

Duitse Taal en Cultuur

Content & organisation

2018	2021		Netherlands	Faculty
3.81 ▷	**4.33**	Satisfied with content	3.88 ▷	4.06
3.50 ▶	**4.06**	Up-to-date	3.89	3.95
3.92	**4.00**	Quality materials	3.95	4.04
3.73 ▷	**4.17**	Program level	3.81 ▷	4.01
3.77 ▶	**4.39**	Work methods	3.92 ▶	3.80 ▶
3.77	**4.06**	Can broaden/deepen	3.66 ▷	4.09
	4.18	Program coordination	3.97	3.78 ▷
3.58 ▷	**4.12**	Challenging	3.87	3.90
3.88	**4.12**	Shape your own program	3.47 ▶	4.07

Connection to practice

3.31 ▷	**3.78**	Satisfied with practice	3.19 ▶	3.02 ▶
2.88	**3.24**	Skills for practice	3.02	2.82 ▶
2.96	**3.12**	Link to professionals	2.92	2.69 ▶

Teachers

4.08 ▷	**4.50**	Satisfied with teachers	4.25	4.15 ▷
4.42 ▶	**4.82**	Involvement	4.41 ▶	4.05 ▶
3.85 ▷	**4.41**	Didactic skills	4.14	4.07 ▷
4.54 ▷	**4.76**	Content expertise	4.49 ▷	4.42 ▶
3.75 ▷	**4.18**	Practice knowledge	3.83 ▷	3.62 ▶
4.04 ▷	**4.47**	Supportive	4.08 ▶	3.91 ▶
3.73 ▷	**4.12**	Inspiring	3.88	3.74 ▷
	4.41	Understandable	4.24	4.05 ▷
	4.71	Encourage questions	4.14 ▶	4.14 ▶

Counseling

2018	2021		Netherlands	Faculty
4.08	**4.27**	Satisfied with counseling	3.85 ▷	3.82 ▶
4.15	**4.40**	Opportunity	4.22	4.00 ▶
3.96	**4.20**	Quality	4.13	3.87 ▷

Assessment

3.85	**4.17**	Satisfied with assessment	3.83 ▷	3.83 ▷
3.73 ▶	**4.44**	Exam matches content	3.95 ▶	3.94 ▶
3.65 ▷	**4.25**	Clear criteria	3.92 ▷	3.87 ▷
3.73	**4.06**	Quality knowledge exam	3.88	3.88
4.00 ▷	**4.31**	Quality practice exam	3.92 ▶	3.81 ▶
	4.50	Exam form follows content	3.93 ▶	3.94 ▶
3.77 ▷	**4.12**	Feedback on exams	3.98	3.75 ▷

Engagement & contact

4.32 ▷	**4.69**	Teachers reachable	4.48	4.25 ▶
	4.75	Feedback	4.14 ▶	3.83 ▶
	4.62	Feel safe	4.52	4.34 ▷
	4.44	Feel at home	4.34	4.05 ▷
	4.44	Feel inspired	4.03 ▶	4.04 ▶
	4.19	Regularly engaged	4.14	3.99
	4.00	Involved outside lessons	3.83	3.71 ▷
	4.31	Feedback appreciated	4.16	3.97 ▷
3.62 ▶	**4.56**	Course evaluations	4.22 ▷	4.25 ▷

General

3.81 ▶	**4.39**	Information	3.72 ▶	3.85 ▶
4.20	**4.11**	Facilities	3.80 ▷	3.61 ▶
	3.12	Study pressure	3.19	3.18

"study pressure" is coded as: 1=too low, 3=good, 5=too high

Reaction of program management:
With all the corona measures, we have had a tough time. Despite everything, the appreciation of our study programme has increased and we are very pleased about that. On all points (content and structure, connection to practice, staff, guidance, testing, involvement and provision of information) we not only score better than in 2018, but we also score above average and better than our colleagues. We are happy with the involvement of our students and thank you for completing the survey. More attention has been paid to content and structure, as well as to testing, and it is nice to see this reflected in the scores. We will continue to work on all points and are happy to listen to your ideas in that area.

data analysis:
Jeroen Fokker - Departement Computer Science - Utrecht University
Hossein Al Mahmoudi - UBD Teaching Policy - Utrecht University

Bachelor program 56808

Franse Taal en Cultuur

Nationale Studenten Enquete 2021

Universiteit Utrecht

2018	2021		Netherlands	Faculty
4.02	**3.88**	Satisfied with program	3.82	3.98
3.67 ▷	**3.94**	General skills	3.50 ▷	3.81
3.84 ▷	**4.35**	Education feasibility	4.03	4.08
4.50	**4.47**	Atmosphere	4.18	4.18
4.00 ▷	**4.44**	Would choose again	3.89 ▷	4.12
3.82	**3.81**	Content & organisation	3.73	3.96
2.59	**2.87**	Connection to practice	2.68	2.76
4.19	**4.06**	Teachers	4.03	4.00
3.62 ▶	**5.00**	English	3.69 ▶	4.09 ▶
4.04	**3.61**	Counseling	3.66	3.94
3.94	**3.86**	Assessment	3.85	3.87
	3.98	Engagement & contact	3.94	4.05

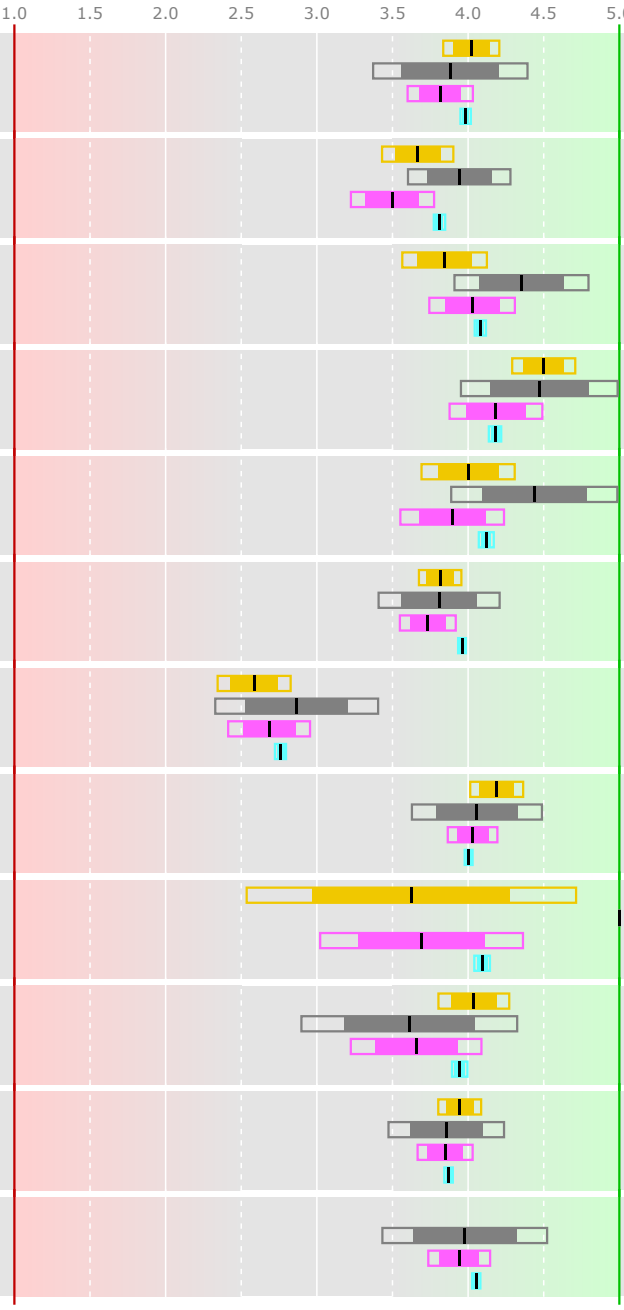

Response: 17 out of 60 = 28.3%

Compared to previous years

program in 2018 (n=48)
program in 2021 (n=17)
95% confidence interval
80% confidence interval

The UU program in 2021 is...
▶ probably better
▷ possibly better
◁ possibly worse
◀ probably worse
...than the comparison group

Compared to similar programs in NL

Netherlands

Leiden: Franse Taal en Cultuur (n=20)
UvA: Franse Taal en Cultuur (n=18)

Compared to Bachelor program in faculty GW

Faculty GW

English Language and Culture (n=119)
Liberal Arts and Sciences (n=226)
Religiewetenschappen (n=10)
Media en Cultuur (n=160)
Geschiedenis (n=296)
Islam en Arabisch (n=5)
Wijsbegeerte (n=49)
Keltische Talen en Cultuur (n=16)
Muziekwetenschap (n=35)
Taal- en Cultuurstudies (n=191)
Literatuurwetenschap (n=67)
Taalwetenschap (n=44)
Nederlandse Taal en Cultuur (n=45)
Duitse Taal en Cultuur (n=18)
Italiaanse Taal en Cultuur (n=12)
Spaanse Taal en Cultuur (n=30)
Kunstgeschiedenis (n=53)
Communicatie- en Informatiewetenschappe (n=141)
Kunstmatige Intelligentie (n=141)

Bachelorprogram 56808

Franse Taal en Cultuur

Content & organisation

2018	2021		Netherlands	Faculty
3.92	**4.12**	Satisfied with content	3.89	4.06
3.31 ▷	**3.67**	Up-to-date	3.55	3.95
◁ 4.08	**3.73**	Quality materials	◁ 4.03	◁ 4.04
3.81	**3.87**	Program level	3.76	4.01
3.98	**3.80**	Work methods	3.74	3.81
3.44 ▷	**3.93**	Can broaden/deepen	3.58	4.09
	3.93	Program coordination	3.74	3.79
3.58	**3.87**	Challenging	3.82	3.90
3.84	**3.67**	Shape your own program	3.66	4.08

Connection to practice

3.17	**3.18**	Satisfied with practice	2.79 ▷	3.03
2.80	**2.93**	Skills for practice	2.79	2.82
2.53	**2.80**	Link to professionals	2.58	2.70

Teachers

4.46	**4.35**	Satisfied with teachers	4.00 ▷	4.15 ▷
4.58	**4.40**	Involvement	4.16	4.06
4.20	**3.93**	Didactic skills	3.95	4.07
4.51	**4.47**	Content expertise	4.50	4.42
3.75	**3.47**	Practice knowledge	3.66	3.63
4.13	**3.80**	Supportive	3.84	3.91
4.11	**4.00**	Inspiring	3.87	3.74
	4.27	Understandable	4.18	4.05 ▷
	4.13	Encourage questions	4.08	4.15

Counseling

2018	2021		Netherlands	Faculty
4.02	**3.80**	Satisfied with counseling	3.59	3.83
4.16	**3.89**	Opportunity	3.62	4.01
◁ 4.12	**3.33**	Quality	3.69	◁ 3.88

Assessment

4.02	**3.94**	Satisfied with assessment	3.82	3.83
◁ 4.18	**3.87**	Exam matches content	4.00	3.95
3.84	**3.93**	Clear criteria	3.81	3.88
3.96	**3.87**	Quality knowledge exam	4.00	3.89
3.80	**3.87**	Quality practice exam	3.65	3.81
	3.93	Exam form follows content	3.91	3.94
3.93	**3.67**	Feedback on exams	3.71	3.76

Engagement & contact

4.38	**4.33**	Teachers reachable	3.94	4.25
	3.60	Feedback	3.88	3.85
	4.20	Feel safe	4.29	4.34
	3.93	Feel at home	4.18	4.06
	3.93	Feel inspired	4.00	4.04
	3.93	Regularly engaged	3.97	3.99
	3.73	Involved outside lessons	3.82	3.71
	4.00	Feedback appreciated	3.68	3.98
3.36 ▶	**4.13**	Course evaluations	3.71 ▷	4.26

General

3.94	**3.94**	Information	3.58 ▷	3.86
3.89	**3.88**	Facilities	3.42 ▶	3.61 ▷
	3.07	Study pressure	3.18	3.18

"study pressure" is coded as: 1=too low, 3=good, 5=too high

Reaction of program management:
De sterke punten van onze opleiding die in de NSE-resultaten naar voren komen, betreffen de goede sfeer binnen de opleiding, de studeerbaarheid van het onderwijsprogramma en de goede kwaliteit van de docenten. De docenten worden beschouwd als deskundig in hun vakgebied en als betrokken docenten die open staan voor feedback. Daar zijn we trots op. Dat wordt ook bevestigd door een hoge beoordeling van de stelling 'zou je deze opleiding opnieuw kiezen?'.
Een aandachtspunt is de aansluiting met de arbeidsmarkt (score vergelijkbaar met landelijk en facultair). We stemmen dit verder af met het Career office om de activiteiten nog beter onder het licht te brengen. Ook is opvallend dat de kwaliteit van begeleiding iets is gedaald (ook landelijk en facultair), mogelijk door volledige online onderwijssetting van het afgelopen jaar. Met de tutoren zal gereflecteerd worden hoe de begeleiding op afstand is geweest.

data analysis:
Jeroen Fokker - Departement Computer Science - Utrecht University
Hossein Al Mahmoudi - UBD Teaching Policy - Utrecht University

Bachelor program 56809

Italiaanse Taal en Cultuur

Nationale Studenten Enquete 2021

Universiteit Utrecht

2018	2021		Netherlands	Faculty
4.00	**3.75**	Satisfied with program	◀ 4.30	◁ 3.98
3.64	**3.33**	General skills	◀ 4.00	◀ 3.82
3.73 ▶	**4.36**	Education feasibility	4.10	4.08 ▷
4.60	**4.55**	Atmosphere	4.65	4.18 ▶
4.18	**3.82**	Would choose again	4.30	4.13
3.77	**3.88**	Content & organisation	4.01	3.96
3.30	**3.14**	Connection to practice	3.23	2.76 ▷
4.22	**4.25**	Teachers	4.32	4.00 ▷
4.25	**4.33**	English	3.20 ▷	4.09
3.91	**4.00**	Counseling	4.25	3.94
3.77	**3.83**	Assessment	4.02	3.87
	4.09	Engagement & contact	4.18	4.05

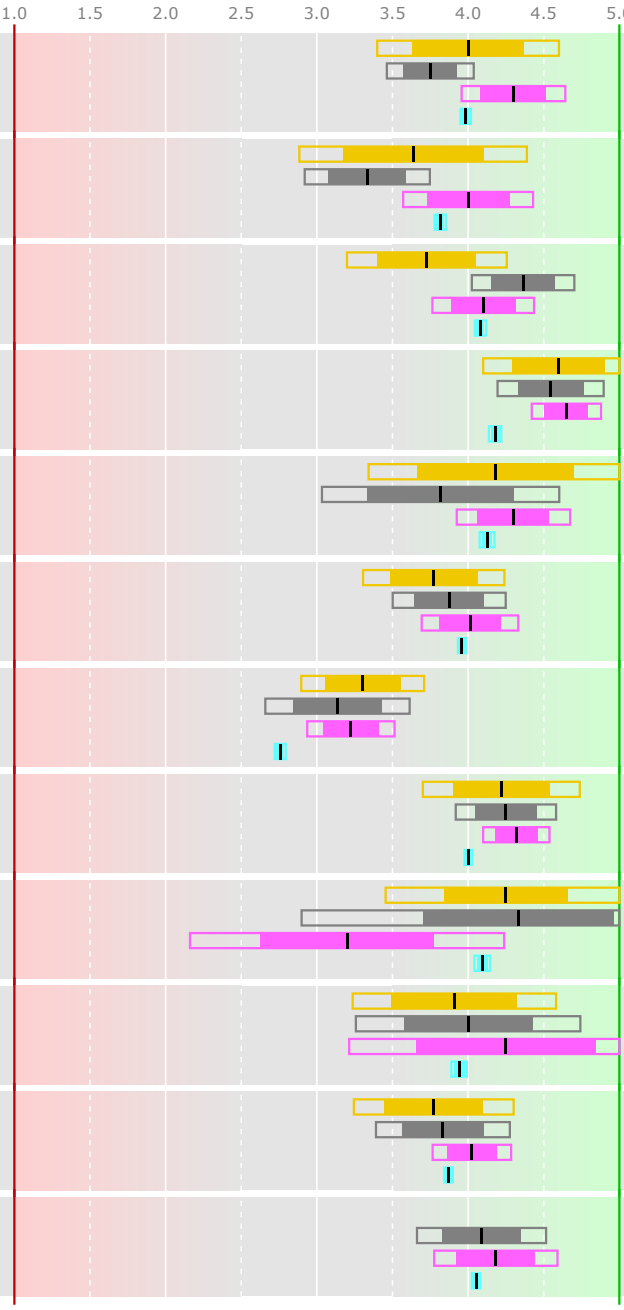

Response: 12 out of 24 = 50.0%

Compared to previous years

- program in 2018 (n=11)
- program in 2021 (n=12)
- 95% confidence interval
- 80% confidence interval

The UU program in 2021 is...

- ▶ probably better
- ▷ possibly better
- ◁ possibly worse
- ◀ probably worse

...than the comparison group

Compared to similar programs in NL

- Netherlands

Leiden: Italiaanse Taal en Cultuur (n=14)
UvA: Italiaanse Taal en Cultuur (n=6)

Compared to Bachelor program in faculty GW

- Faculty GW

English Language and Culture (n=119)
Liberal Arts and Sciences (n=226)
Religiewetenschappen (n=10)
Media en Cultuur (n=160)
Geschiedenis (n=296)
Islam en Arabisch (n=5)
Wijsbegeerte (n=49)
Keltische Talen en Cultuur (n=16)
Muziekwetenschap (n=35)
Taal- en Cultuurstudies (n=191)
Literatuurwetenschap (n=67)
Taalwetenschap (n=44)
Nederlandse Taal en Cultuur (n=45)
Duitse Taal en Cultuur (n=18)
Franse Taal en Cultuur (n=17)
Spaanse Taal en Cultuur (n=30)
Kunstgeschiedenis (n=53)
Communicatie- en Informatiewetenschappe (n=141)
Kunstmatige Intelligentie (n=141)

Bachelorprogram 56809

Italiaanse Taal en Cultuur

Content & organisation

2018	2021		Netherlands	Faculty
◁4.27	**3.83**	Satisfied with content	◁4.25	◁4.07
3.55	**3.55**	Up-to-date	4.00	3.95
3.64▷	**4.00**	Quality materials	4.15	4.04
3.91	**3.82**	Program level	4.10	4.01
3.73	**3.91**	Work methods	3.85	3.80
3.91	**4.00**	Can broaden/deepen	4.10	4.09
	4.00	Program coordination	4.05	3.79
3.36▷	**3.91**	Challenging	4.10	3.90
◁4.27	**3.82**	Shape your own program	3.75	4.07

Connection to practice

3.36	**3.08**	Satisfied with practice	3.50	3.03
3.10	**3.09**	Skills for practice	3.25	2.82
3.36	**3.18**	Link to professionals	3.20	2.70▷

Teachers

◁4.60	**4.08**	Satisfied with teachers	4.45	4.15
4.45	**4.55**	Involvement	4.50	4.06▶
4.09	**4.09**	Didactic skills	4.25	4.07
4.55	**4.64**	Content expertise	4.50	4.42▷
4.18	**4.09**	Practice knowledge	4.10	3.62▷
4.36	**4.36**	Supportive	4.40	3.91▶
4.09	**4.09**	Inspiring	4.30	3.74▷
	4.09	Understandable	4.15	4.05
	4.09	Encourage questions	4.35	4.15

Counseling

2018	2021		Netherlands	Faculty
3.91	**4.00**	Satisfied with counseling	4.00	3.83
4.00	**4.17**	Opportunity	4.33	4.00
3.90	**3.83**	Quality	4.17	3.88

Assessment

4.00	**3.91**	Satisfied with assessment	4.15	3.84
3.91	**3.90**	Exam matches content	4.15	3.94
3.64	**3.90**	Clear criteria	3.95	3.88
3.82	**3.70**	Quality knowledge exam	4.10	3.89
3.73	**3.90**	Quality practice exam	4.00	3.81
	3.50	Exam form follows content	3.95	◁3.95
3.73	**4.10**	Feedback on exams	4.00	3.76

Engagement & contact

4.45	**4.40**	Teachers reachable	4.30	4.25
	4.20	Feedback	4.15	3.84▷
	4.30	Feel safe	4.35	4.34
	4.40	Feel at home	4.20	4.05▷
	4.20	Feel inspired	4.30	4.04
	3.90	Regularly engaged	4.25	3.99
	3.30	Involved outside lessons	◁4.15	3.71
	3.90	Feedback appreciated	3.90	3.98
3.20▶	**4.20**	Course evaluations	4.05	4.26

General

3.91	**3.83**	Information	3.95	3.86
3.90	**3.75**	Facilities	3.90	3.61
	2.91	Study pressure	3.10	3.18

"study pressure" is coded as: 1=too low, 3=good, 5=too high

Reaction of program management:
Studenten van de bachelor Italiaanse taal & Cultuur in Utrecht zijn tevreden over de algemene kwaliteiten van de docenten, de studeerbaarheid, de inhoud, opzet en sfeer van de opleiding. Deze aspecten hebben de afgelopen jaren positieve evaluaties ontvangen. We werken als opleiding eraan de toetsing en begeleiding te verbeteren en de resultaten hiervan beginnen zichtbaar te worden. We zijn vooral blij met een duidelijke verbetering in openheid voor feedback, gezien dat het onze strategie is studenten erbij te betrekken en naar hun behoeften te luisteren. In de afgelopen twee jaar zijn we ons curriculum stap voor stap aan het herontwerpen tot een actueel, gevarieerd en interdisciplinair programma, waarin literatuur, cultuur, geschiedenis en taalkunde als een continuüm worden beschouwd en waarmee studenten zich bewust worden van de plaats van hun studie in de maatschappij. Ook al is er tijd nodig om dit nieuwe format te evalueren, studenten laten nu al merken dat ze het wel waarderen (kwaliteit materiaal).

data analysis:
Jeroen Fokker - Departement Computer Science - Utrecht University
Hossein Al Mahmoudi - UBD Teaching Policy - Utrecht University

Bachelor program 56810

Spaanse Taal en Cultuur

Nationale Studenten Enquete 2021

Universiteit Utrecht

2018	2021		Netherlands	Faculty
4.14	**4.13**	Satisfied with program	4.19	3.98 ▷
3.59 ▷	**4.00**	General skills	4.08	3.81
4.00	**4.22**	Education feasibility	4.03	4.08
4.29	**4.30**	Atmosphere	4.41	4.18
4.12	**4.22**	Would choose again	4.23	4.12
3.87	**3.90**	Content & organisation	3.98	3.96
2.98	**2.74**	Connection to practice	2.85	2.76
4.03	**4.10**	Teachers	4.20	4.00
3.19 ▶	**4.06**	English	4.04	4.09
3.83	**4.00**	Counseling	3.93	3.94
3.92	**4.02**	Assessment	4.12	3.87 ▷
	4.21	Engagement & contact	4.24	4.05 ▷

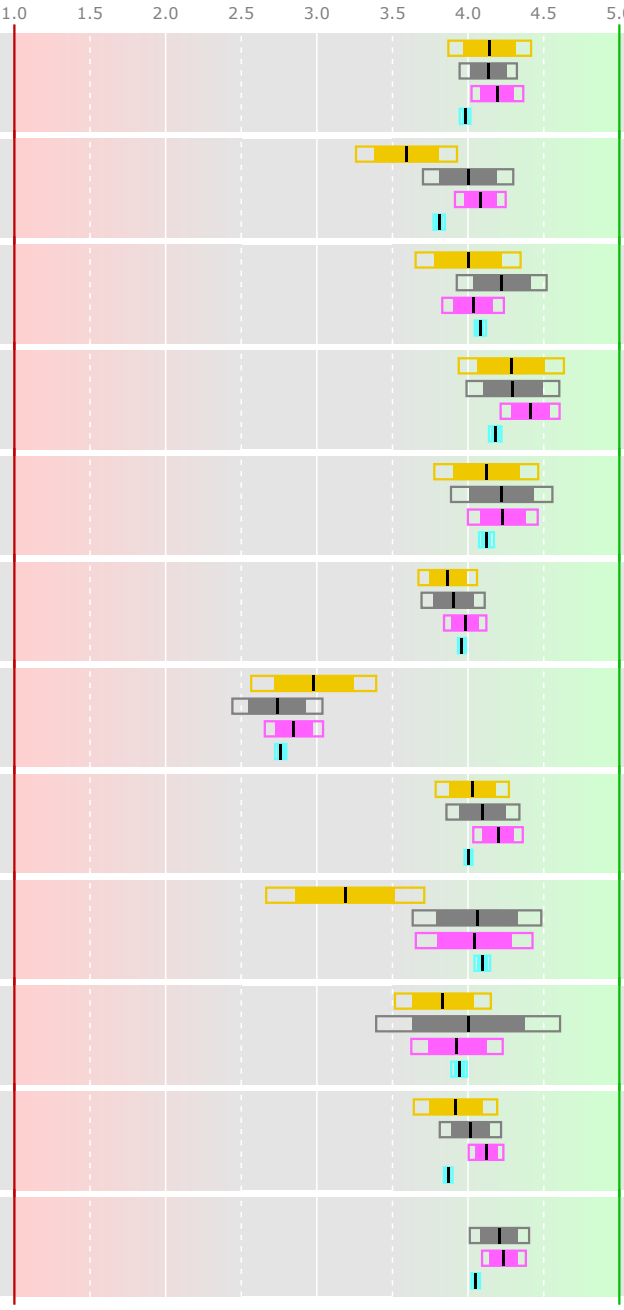

Response: 30 out of 77 = 39.0%

Compared to previous years

- program in 2018 (n=28)
- program in 2021 (n=30)
- 95% confidence interval
- 80% confidence interval

The UU program in 2021 is...

- ▶ probably better
- ▷ possibly better
- ◁ possibly worse
- ◀ probably worse

...than the comparison group

Compared to similar programs in NL

- Netherlands

UvA: Spaanse Taal en Cultuur (n=25)
Nijmegen: Romaanse Talen en Culturen (n=37)

Compared to Bachelor program in faculty GW

- Faculty GW

English Language and Culture (n=119)
Liberal Arts and Sciences (n=226)
Religiewetenschappen (n=10)
Media en Cultuur (n=160)
Geschiedenis (n=296)
Islam en Arabisch (n=5)
Wijsbegeerte (n=49)
Keltische Talen en Cultuur (n=16)
Muziekwetenschap (n=35)
Taal- en Cultuurstudies (n=191)
Literatuurwetenschap (n=67)
Taalwetenschap (n=44)
Nederlandse Taal en Cultuur (n=45)
Duitse Taal en Cultuur (n=18)
Franse Taal en Cultuur (n=17)
Italiaanse Taal en Cultuur (n=12)
Kunstgeschiedenis (n=53)
Communicatie- en Informatiewetenschappe (n=141)
Kunstmatige Intelligentie (n=141)

Bachelorprogram 56810

Spaanse Taal en Cultuur

Content & organisation

2018	2021		Netherlands	Faculty
3.86 ▷	**4.21**	Satisfied with content	4.23	4.06
◁ 3.78	**3.46**	Up-to-date	◀ 4.10	◀ 3.96
3.89	**4.04**	Quality materials	◁ 4.23	4.04
3.93	**3.92**	Program level	◀ 4.26	4.01
4.04	**3.85**	Work methods	3.85	3.80
3.88	**4.04**	Can broaden/deepen	3.90	4.09
	3.92	Program coordination	3.91	3.79
3.64 ▷	**4.00**	Challenging	4.09	3.90
◁ 4.32	**4.00**	Shape your own program	3.50 ▶	4.07

Connection to practice

2018	2021		Netherlands	Faculty
3.04	**3.11**	Satisfied with practice	3.15	3.03
3.04	**2.87**	Skills for practice	2.96	2.82
2.96	**2.61**	Link to professionals	2.73	2.70

Teachers

2018	2021		Netherlands	Faculty
4.25	**4.43**	Satisfied with teachers	4.23 ▷	4.15 ▶
4.15	**4.26**	Involvement	4.38	4.06 ▷
3.89	**4.22**	Didactic skills	4.22	4.07
4.59	**4.48**	Content expertise	4.67	4.42
◁ 4.04	**3.74**	Practice knowledge	3.93	3.63
4.04	**4.13**	Supportive	4.09	3.91
3.81	**3.78**	Inspiring	3.87	3.74
	4.09	Understandable	4.22	4.05
	4.09	Encourage questions	4.20	4.15

Counseling

2018	2021		Netherlands	Faculty
3.82	**3.83**	Satisfied with counseling	3.86	3.83
3.88	**4.00**	Opportunity	3.94	4.01
3.96	**4.00**	Quality	3.91	3.87

Assessment

2018	2021		Netherlands	Faculty
3.93	**3.93**	Satisfied with assessment	4.02	3.83
4.15	**4.14**	Exam matches content	4.22	3.94 ▷
3.74	**4.00**	Clear criteria	4.00	3.88
4.00	**3.91**	Quality knowledge exam	◁ 4.15	3.89
3.78	**3.82**	Quality practice exam	◁ 4.12	3.81
	4.23	Exam form follows content	4.17	3.94 ▶
3.85	**4.00**	Feedback on exams	4.02	3.75

Engagement & contact

2018	2021		Netherlands	Faculty
4.30 ▷	**4.59**	Teachers reachable	4.56	4.25 ▶
	4.18	Feedback	4.10	3.84 ▶
	4.45	Feel safe	4.40	4.34
	4.27	Feel at home	4.44	4.05 ▷
	4.14	Feel inspired	4.23	4.04
	3.86	Regularly engaged	◀ 4.33	3.99
	3.73	Involved outside lessons	3.90	3.71
	4.18	Feedback appreciated	3.94 ▷	3.98 ▷
3.54 ▶	**4.45**	Course evaluations	4.18 ▷	4.25 ▷

General

2018	2021		Netherlands	Faculty
4.04	**4.07**	Information	4.05	3.86 ▷
4.04	**3.89**	Facilities	3.87	3.61 ▷
	3.25	Study pressure	3.33	3.18

"study pressure" is coded as: 1=too low, 3=good, 5=too high

Reaction of program management:
Wij zijn er trots op dat op bijna alle meetpunten de waardering van de studenten is gestegen tussen 2018 en 2021, te meer daar de uitkomsten uit het onderzoek in 2021 zijn gebaseerd op de lessen die zijn gegeven onder de Corona maatregelen. De hoge score voor feedback in zowel toetsing als betrokkenheid en contact is het gevolg van de extra inspanningen die we juist op dat gebied hebben gedaan in tijden waarin contact alleen via beeldschermen en telefoon mogelijk was. De aansluiting op de loopbaan wordt als laagste gewaardeerd en is gedaald ten opzichte 2018. Als we dan in zoemen op de detail beoordelingen is vooral de waardering voor de beroepspraktijk en, in mindere mate, de praktijkvaardigheden gedaald. De beroepspraktijk bij Spaanse Taal en Cultuur is zeer divers. Onze opleiding is ook niet echt gericht op het aanleren van een beroep, maar op kennis van de taal, taalkunde, literatuur en cultuur, die dan op veel verschillende manieren kan worden ingezet in een toekomstige arbeidsomgeving. We begrijpen deze waardering dus heel goed. Om dit gat te overbruggen worden regelmatig bijeenkomsten georganiseerd tussen alumni en studenten zodat die laatste een zo breed mogelijk beeld krijgen van hun mogelijkheden na de studie.

data analysis:
Jeroen Fokker - Departement Computer Science - Utrecht University
Hossein Al Mahmoudi - UBD Teaching Policy - Utrecht University

Bachelor program 56824

Kunstgeschiedenis

Nationale Studenten Enquete 2021

Universiteit Utrecht

2018	2021		Netherlands	Faculty
4.09	**4.00**	Satisfied with program	3.92	3.98
3.84 ▷	**4.06**	General skills	3.72 ▶	3.80 ▶
3.78 ▶	**4.27**	Education feasibility	3.89 ▶	4.08 ▶
4.67	**4.60**	Atmosphere	4.04 ▶	4.17 ▶
4.15	**4.20**	Would choose again	4.02	4.12
3.88	**3.99**	Content & organisation	3.78 ▶	3.96
2.95	**3.14**	Connection to practice	2.86 ▶	2.75 ▶
3.88 ▶	**4.19**	Teachers	3.99 ▶	4.00 ▶
3.64	**3.72**	English	3.96	◁ 4.10
3.39 ▶	**4.18**	Counseling	3.81 ▶	3.93 ▷
3.79	**3.91**	Assessment	3.73 ▶	3.87
	4.14	Engagement & contact	3.96 ▶	4.05 ▷

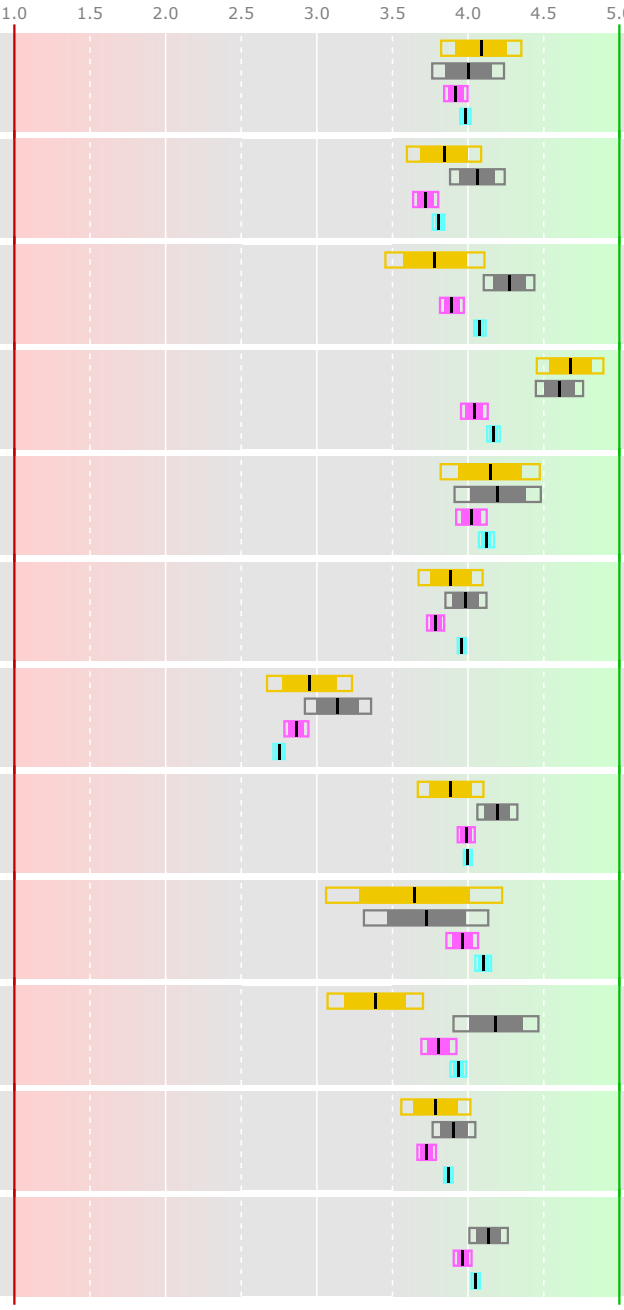

Response: 53 out of 137 = 38.7%

Compared to previous years

- program in 2018 (n=46)
- program in 2021 (n=53)
- 95% confidence interval
- 80% confidence interval

The UU program in 2021 is...

- ▶ probably better
- ▷ possibly better
- ◁ possibly worse
- ◀ probably worse

...than the comparison group

Compared to similar programs in NL

Netherlands

Leiden: Kunstgeschiedenis (n=155)
Groningen: Kunstgeschiedenis (n=63)
UvA: Kunstgeschiedenis (n=106)
VU: Media, Kunst, Design en Archite (n=62)
Nijmegen: Kunstgeschiedenis (n=33)

Compared to Bachelor program in faculty GW

Faculty GW

English Language and Culture (n=119)
Liberal Arts and Sciences (n=226)
Religiewetenschappen (n=10)
Media en Cultuur (n=160)
Geschiedenis (n=296)
Islam en Arabisch (n=5)
Wijsbegeerte (n=49)
Keltische Talen en Cultuur (n=16)
Muziekwetenschap (n=35)
Taal- en Cultuurstudies (n=191)
Literatuurwetenschap (n=67)
Taalwetenschap (n=44)
Nederlandse Taal en Cultuur (n=45)
Duitse Taal en Cultuur (n=18)
Franse Taal en Cultuur (n=17)
Italiaanse Taal en Cultuur (n=12)
Spaanse Taal en Cultuur (n=30)
Communicatie- en Informatiewetenschappe (n=141)
Kunstmatige Intelligentie (n=141)

Bachelorprogram 56824

Kunstgeschiedenis

Content & organisation

2018	2021		Netherlands	Faculty
4.07	**4.06**	Satisfied with content	4.01	4.07
3.55	**3.69**	Up-to-date	3.75	◀3.96
4.09	**4.20**	Quality materials	4.05▷	4.04▷
4.00	**4.09**	Program level	4.02	4.00
3.79	**3.96**	Work methods	3.70▶	3.80▷
3.44▶	**4.05**	Can broaden/deepen	3.78▶	4.09
	3.98	Program coordination	3.66▶	3.78▷
3.58▷	**3.98**	Challenging	3.88	3.90
3.83	**4.00**	Shape your own program	3.45▶	4.07

Connection to practice

3.09	**3.18**	Satisfied with practice	3.06	3.03▷
2.95	**3.14**	Skills for practice	2.91▷	2.81▶
2.85▷	**3.14**	Link to professionals	2.82▶	2.69▶

Teachers

3.91▶	**4.31**	Satisfied with teachers	4.03▶	4.15▷
3.81▶	**4.31**	Involvement	3.94▶	4.06▶
3.60▶	**4.17**	Didactic skills	3.93▶	4.07
4.38▷	**4.64**	Content expertise	4.45▶	4.41▶
3.76	**3.88**	Practice knowledge	3.88	3.62▶
3.76▷	**4.12**	Supportive	3.74▶	3.91▶
3.98	**3.98**	Inspiring	3.88	3.73▶
	4.24	Understandable	4.07▷	4.04▶
	4.21	Encourage questions	4.01▷	4.15

Counseling

2018	2021		Netherlands	Faculty
3.39▶	**4.05**	Satisfied with counseling	3.72▷	3.82▷
3.76▷	**4.21**	Opportunity	3.91▷	4.00▷
3.32▶	**4.16**	Quality	3.70▶	3.87▷

Assessment

4.02	**4.00**	Satisfied with assessment	3.67▶	3.83▷
4.00	**4.02**	Exam matches content	3.81▷	3.94
3.49▷	**3.78**	Clear criteria	3.69	3.88
3.95	**3.88**	Quality knowledge exam	3.75	3.89
3.71▷	**3.95**	Quality practice exam	3.69▶	3.81▷
	4.05	Exam form follows content	3.81▶	3.94
3.86	**3.76**	Feedback on exams	3.60	3.76

Engagement & contact

3.88▶	**4.41**	Teachers reachable	4.03▶	4.25▷
	3.88	Feedback	3.63▷	3.84
	4.41	Feel safe	4.15▶	4.34
	4.22	Feel at home	3.93▶	4.05
	4.29	Feel inspired	4.17	4.04▶
	4.02	Regularly engaged	4.07	3.99
	3.92	Involved outside lessons	3.91	3.71▷
	3.95	Feedback appreciated	3.75▷	3.98
3.34▶	**4.10**	Course evaluations	4.03	◁4.26

General

3.93	**4.04**	Information	3.74▶	3.85▶
3.88	**3.67**	Facilities	3.46▷	3.61
	3.20	Study pressure	3.28	3.18

"study pressure" is coded as: 1=too low, 3=good, 5=too high

data analysis:
Jeroen Fokker - Departement Computer Science - Utrecht University
Hossein Al Mahmoudi - UBD Teaching Policy - Utrecht University

Bachelor program 56826

Communicatie- en Informatiewetenschappen

Nationale Studenten Enquete 2021

Universiteit Utrecht

2018	2021		Netherlands	Faculty
3.87	**3.97**	Satisfied with program	3.86 ▶	3.98
3.53 ▷	**3.73**	General skills	3.79	◁ 3.82
3.85 ▶	**4.22**	Education feasibility	3.90 ▶	4.07 ▶
◀ 4.35	**4.04**	Atmosphere	3.91 ▷	◀ 4.19
3.86	**4.04**	Would choose again	3.89 ▷	4.13
3.70 ▶	**3.96**	Content & organisation	3.78 ▶	3.96
2.38 ▶	**2.63**	Connection to practice	◀ 2.89	◀ 2.77
3.77 ▷	**3.90**	Teachers	3.85	◀ 4.01
3.36 ▷	**3.82**	English	◀ 4.12	◀ 4.11
3.56 ▶	**3.83**	Counseling	3.73	◁ 3.95
3.77	**3.83**	Assessment	3.72 ▶	3.87
	3.98	Engagement & contact	3.86 ▶	◁ 4.06

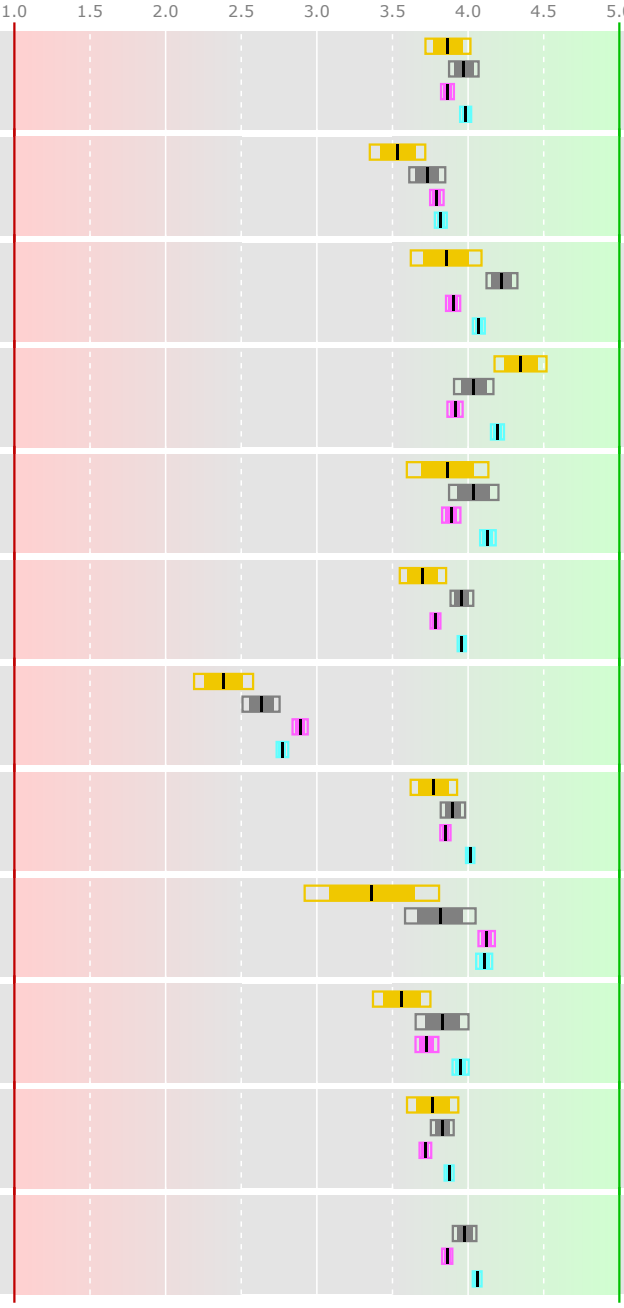

Response: 141 out of 478 = 29.5%

Compared to previous years

- program in 2018 (n=75)
- program in 2021 (n=141)
- 95% confidence interval
- 80% confidence interval

The UU program in 2021 is...

- ▶ probably better
- ▷ possibly better
- ◁ possibly worse
- ◀ probably worse

...than the comparison group

Compared to similar programs in NL

Netherlands

Groningen: Communicatie- en Informatiewete (n=122)
Rotterdam: International Bachelor's Progra (n=364)
UvA: Media en informatie (n=206)
VU: Communicatie- en Informatiewete (n=68)
Nijmegen: Communicatie- en Informatiewete (n=216)
Tilburg: Communicatie- en Informatiewete (n=256)

Compared to Bachelor program in faculty GW

Faculty GW

English Language and Culture (n=119)
Liberal Arts and Sciences (n=226)
Religiewetenschappen (n=10)
Media en Cultuur (n=160)
Geschiedenis (n=296)
Islam en Arabisch (n=5)
Wijsbegeerte (n=49)
Keltische Talen en Cultuur (n=16)
Muziekwetenschap (n=35)
Taal- en Cultuurstudies (n=191)
Literatuurwetenschap (n=67)
Taalwetenschap (n=44)
Nederlandse Taal en Cultuur (n=45)
Duitse Taal en Cultuur (n=18)
Franse Taal en Cultuur (n=17)
Italiaanse Taal en Cultuur (n=12)
Spaanse Taal en Cultuur (n=30)
Kunstgeschiedenis (n=53)
Kunstmatige Intelligentie (n=141)

Bachelorprogram 56826

Communicatie- en Informatiewetenschappen

Content & organisation

2018	2021		Netherlands	Faculty
3.69 ▶	**3.97**	Satisfied with content	3.90	◁ 4.07
4.08 ▷	**4.24**	Up-to-date	3.91 ▶	3.92 ▶
3.78 ▶	**3.99**	Quality materials	3.90 ▷	4.04
3.49 ▶	**3.90**	Program level	3.89	◁ 4.02
3.86	**3.76**	Work methods	3.69	3.81
3.26 ▶	**3.98**	Can broaden/deepen	3.85 ▷	◁ 4.10
	3.98	Program coordination	3.77 ▶	3.77 ▶
3.17 ▶	**3.74**	Challenging	3.71	◀ 3.92
4.00	**4.05**	Shape your own program	3.54 ▶	4.08

Connection to practice

2.71 ▶	**3.04**	Satisfied with practice	◁ 3.16	3.03
2.56	**2.71**	Skills for practice	◀ 2.98	◁ 2.83
2.28 ▶	**2.55**	Link to professionals	◀ 2.80	◀ 2.71

Teachers

3.72 ▶	**4.02**	Satisfied with teachers	3.90 ▶	◀ 4.17
3.91	**3.93**	Involvement	3.78 ▶	◀ 4.08
3.89	**3.98**	Didactic skills	3.85 ▶	◁ 4.08
4.06 ▷	**4.22**	Content expertise	4.17	◀ 4.44
3.57	**3.56**	Practice knowledge	◀ 3.79	3.63
3.78	**3.89**	Supportive	3.75 ▶	3.91
3.52	**3.45**	Inspiring	3.44	◀ 3.77
	3.98	Understandable	3.92	4.06
	4.17	Encourage questions	4.10	4.15

Counseling

2018	2021		Netherlands	Faculty
3.47 ▷	**3.67**	Satisfied with counseling	3.73	◁ 3.84
3.78	**3.95**	Opportunity	3.79 ▷	4.01
3.64	**3.70**	Quality	3.66	◁ 3.89

Assessment

3.76	**3.80**	Satisfied with assessment	3.60 ▶	3.84
3.91	**3.95**	Exam matches content	3.84 ▷	3.94
3.68	**3.84**	Clear criteria	3.79	3.88
3.80	**3.88**	Quality knowledge exam	3.76 ▶	3.89
3.67	**3.79**	Quality practice exam	3.63 ▶	3.81
	3.89	Exam form follows content	3.80 ▷	3.95
3.60	**3.62**	Feedback on exams	3.50 ▷	◁ 3.77

Engagement & contact

3.92 ▷	**4.15**	Teachers reachable	4.07	◁ 4.26
	3.58	Feedback	◁ 3.71	◀ 3.87
	4.41	Feel safe	4.21 ▶	4.33
	4.05	Feel at home	3.76 ▶	4.06
	3.80	Feel inspired	3.80	◀ 4.07
	4.00	Regularly engaged	3.89 ▷	3.99
	3.58	Involved outside lessons	3.56	◁ 3.72
	3.97	Feedback appreciated	3.76 ▶	3.98
3.32 ▶	**4.26**	Course evaluations	3.98 ▶	4.26

General

3.61 ▷	**3.83**	Information	3.73 ▷	3.86
◁ 3.76	**3.55**	Facilities	3.54	3.62
	3.14	Study pressure	3.24	3.18

"study pressure" is coded as: 1=too low, 3=good, 5=too high

Reaction of program management:
De resultaten van de NSE zien er positief uit. Op veel punten geven jullie de opleiding een hogere beoordeling dan bij de vorige NSE van 2018. Met name bij inhoud en opzet zien we dat de scores hoger zijn dan vorig jaar.
CIW in Utrecht scoort nu op de meeste punten boven het landelijke gemiddelde. Opvallend blijft de (relatief) lage score op voorbereiding op de beroepspraktijk (hoewel die score wel verbeterd is in vergelijking met drie jaar geleden). Dit blijft een aandachtspunt.
Een ander opvallend getal is de lage score op het punt sfeer op de opleiding. Daar kunnen we ons als docenten helemaal in vinden. Het is gelukt om in coronatijd goed onderwijs te geven, maar sfeervol is het allemaal niet.

data analysis:
Jeroen Fokker - Departement Computer Science - Utrecht University
Hossein Al Mahmoudi - UBD Teaching Policy - Utrecht University

Bachelor program 56838 SGPB

Nationale Studenten Enquete 2021

Sociale geografie en planologie

Sociale Geografie en Planologie

Universiteit Utrecht

	2018	2021		Netherlands	Faculty
	3.96	**4.00**	Satisfied with program	3.88 ▶	4.00
	3.73 ▶	**3.86**	General skills	3.84	3.88
	3.79 ▶	**4.26**	Education feasibility	3.99 ▶	4.13 ▶
	4.08	**4.14**	Atmosphere	4.06	◀ 4.27
	4.09 ▷	**4.24**	Would choose again	4.05 ▶	4.14 ▷
	3.76 ▶	**3.98**	Content & organisation	3.81 ▶	3.96
	2.76	**2.75**	Connection to practice	◀ 3.11	◀ 3.03
	3.57 ▶	**3.91**	Teachers	3.84 ▶	3.92
	2.77 ▶	**3.49**	English	◀ 3.82	◀ 3.91
	3.42 ▶	**3.86**	Counseling	3.81	3.81
	3.65 ▶	**3.88**	Assessment	3.72 ▶	3.80 ▷
		3.99	Engagement & contact	3.90 ▶	◁ 4.04

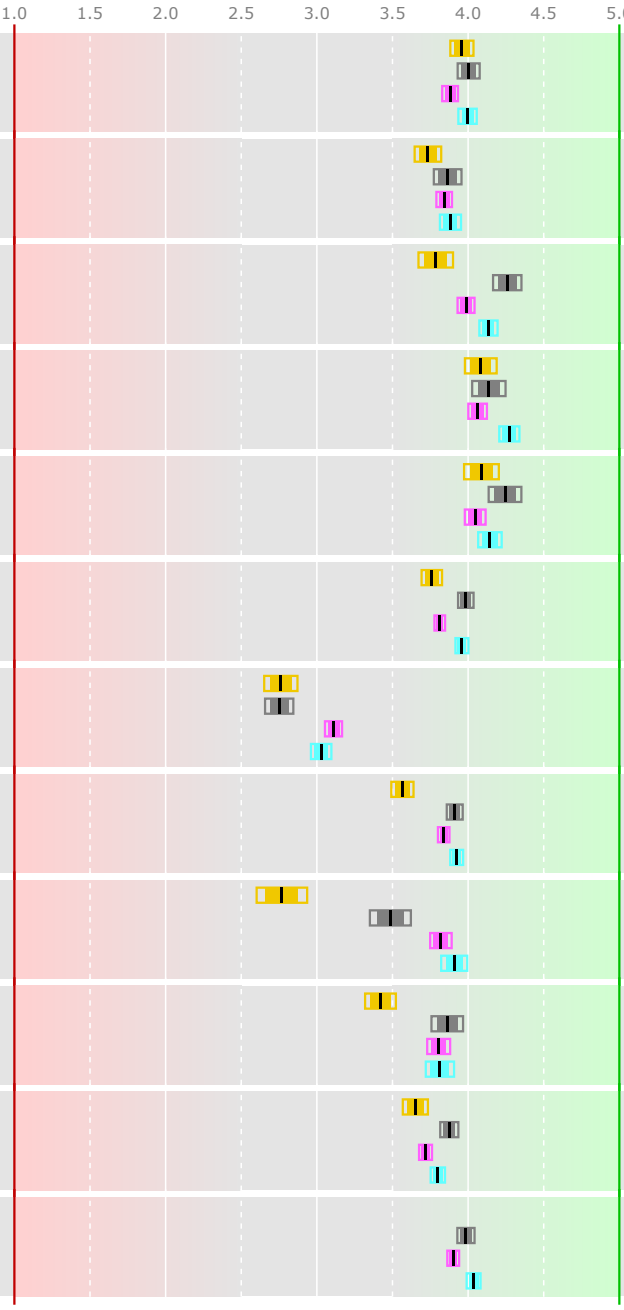

Response: 269 out of 732 = 36.7%

Compared to previous years

- program in 2018 (n=293)
- SGPB in 2021 (n=269)
- 95% confidence interval
- 80% confidence interval

Compared to similar programs in NL

- Netherlands

Leiden: Urban Studies (n=93)
Groningen: Technische Planologie (n=150)
Groningen: Sociale Geografie en Planologie (n=156)
Wageningen: Landschapsarchitectuur en ruimt (n=150)
UvA: Sociale Geografie en Planologie (n=96)
Nijmegen: Geografie, Planologie en Milieu (n=203)

Compared to Bachelor program in faculty Geo

- Faculty Geo

Natuurwetenschap en Innovatiemanagement (n=182)
Aardwetenschappen (n=172)
Global Sustainability Science (n=195)

The UU program in 2021 is...

- ▶ probably better
- ▷ possibly better
- ◁ possibly worse
- ◀ probably worse

...than the comparison group

Bachelorprogram 56838 SGPB

Sociale geografie en planologie
Sociale Geografie en Planologie

Content & organisation

2018	2021		Netherlands	Faculty
3.82 ▶	**4.05**	Satisfied with content	3.95 ▶	4.06
4.16 ▶	**4.37**	Up-to-date	4.24 ▶	4.32
3.75 ▶	**3.95**	Quality materials	3.92	◁ 4.02
3.55 ▶	**3.83**	Program level	3.85	3.83
3.65 ▷	**3.78**	Work methods	3.74	◁ 3.88
3.41 ▶	**4.07**	Can broaden/deepen	3.86 ▶	4.01
	3.70	Program coordination	3.69	3.77
3.27 ▶	**3.62**	Challenging	◁ 3.70	3.68
4.21 ▶	**4.53**	Shape your own program	3.49 ▶	4.16 ▶

Connection to practice

2018	2021		Netherlands	Faculty
2.97 ▷	**3.09**	Satisfied with practice	◀ 3.34	◀ 3.27
2.77	**2.83**	Skills for practice	◀ 3.12	◀ 3.14
◀ 2.87	**2.67**	Link to professionals	◀ 3.10	◀ 2.92

Teachers

2018	2021		Netherlands	Faculty
3.75 ▶	**4.13**	Satisfied with teachers	3.84 ▶	4.04 ▷
3.63 ▶	**3.97**	Involvement	3.81 ▶	3.90
3.58 ▶	**3.95**	Didactic skills	3.80 ▶	3.81 ▶
3.94 ▶	**4.32**	Content expertise	4.26 ▷	4.31
3.58	**3.50**	Practice knowledge	◀ 3.87	◀ 3.88
3.62 ▶	**3.89**	Supportive	3.67 ▶	3.83
3.33 ▶	**3.52**	Inspiring	3.49	3.58
	4.09	Understandable	3.83 ▶	3.97 ▶
	4.05	Encourage questions	3.98 ▷	4.11

Counseling

2018	2021		Netherlands	Faculty
3.42 ▶	**3.78**	Satisfied with counseling	3.74	3.75
3.62 ▶	**3.90**	Opportunity	3.88	3.89
3.63 ▶	**3.83**	Quality	3.73 ▷	3.74

Assessment

2018	2021		Netherlands	Faculty
3.62 ▶	**3.87**	Satisfied with assessment	3.67 ▶	3.83
3.72 ▶	**3.93**	Exam matches content	3.80 ▶	3.88
3.71 ▶	**4.00**	Clear criteria	3.77 ▶	3.90 ▷
3.67 ▶	**3.87**	Quality knowledge exam	3.71 ▶	3.81
3.51 ▶	**3.78**	Quality practice exam	3.69 ▷	3.68 ▷
	3.83	Exam form follows content	3.79	3.87
3.56 ▶	**3.83**	Feedback on exams	3.55 ▶	3.66 ▶

Engagement & contact

2018	2021		Netherlands	Faculty
3.71 ▶	**4.29**	Teachers reachable	4.05 ▶	4.20 ▷
	3.95	Feedback	3.63 ▶	3.79 ▶
	4.38	Feel safe	4.29 ▷	4.40
	4.05	Feel at home	3.95 ▷	4.09
	4.03	Feel inspired	3.96	4.03
	3.74	Regularly engaged	3.71	3.80
	3.56	Involved outside lessons	3.58	3.64
	3.77	Feedback appreciated	3.81	◀ 4.04
3.14 ▶	**4.09**	Course evaluations	4.13	◀ 4.36

General

2018	2021		Netherlands	Faculty
3.69 ▶	**3.84**	Information	3.77 ▷	◁ 3.93
◁ 3.83	**3.72**	Facilities	3.74	3.79
	2.98	Study pressure	3.20	3.03

"study pressure" is coded as: 1=too low, 3=good, 5=too high

data analysis:
Jeroen Fokker - Departement Computer Science - Utrecht University
Hossein Al Mahmoudi - UBD Teaching Policy - Utrecht University

Bachelor program 56842 INKU

Informatiekunde

Informatiekunde

Nationale Studenten Enquete 2021

Universiteit Utrecht

2018	2021		Netherlands	Faculty
3.88	**3.84**	Satisfied with program	◀ 4.01	◀ 3.99
3.60 ▷	**3.74**	General skills	◁ 3.88	3.74
3.89 ▷	**4.11**	Education feasibility	3.97 ▷	3.93 ▶
◀ 4.22	**3.89**	Atmosphere	◀ 4.10	◀ 4.14
4.03	**4.08**	Would choose again	4.07	◁ 4.24
3.63 ▶	**3.80**	Content & organisation	3.79	◀ 3.99
3.21	**3.06**	Connection to practice	◀ 3.37	2.99
3.66	**3.73**	Teachers	◁ 3.83	◀ 3.91
3.07 ▶	**3.59**	English	◀ 3.83	◀ 3.86
3.43 ▶	**3.72**	Counseling	◀ 3.99	◁ 3.89
3.64	**3.65**	Assessment	◀ 3.79	◀ 3.80
	3.94	Engagement & contact	3.96	◁ 4.01

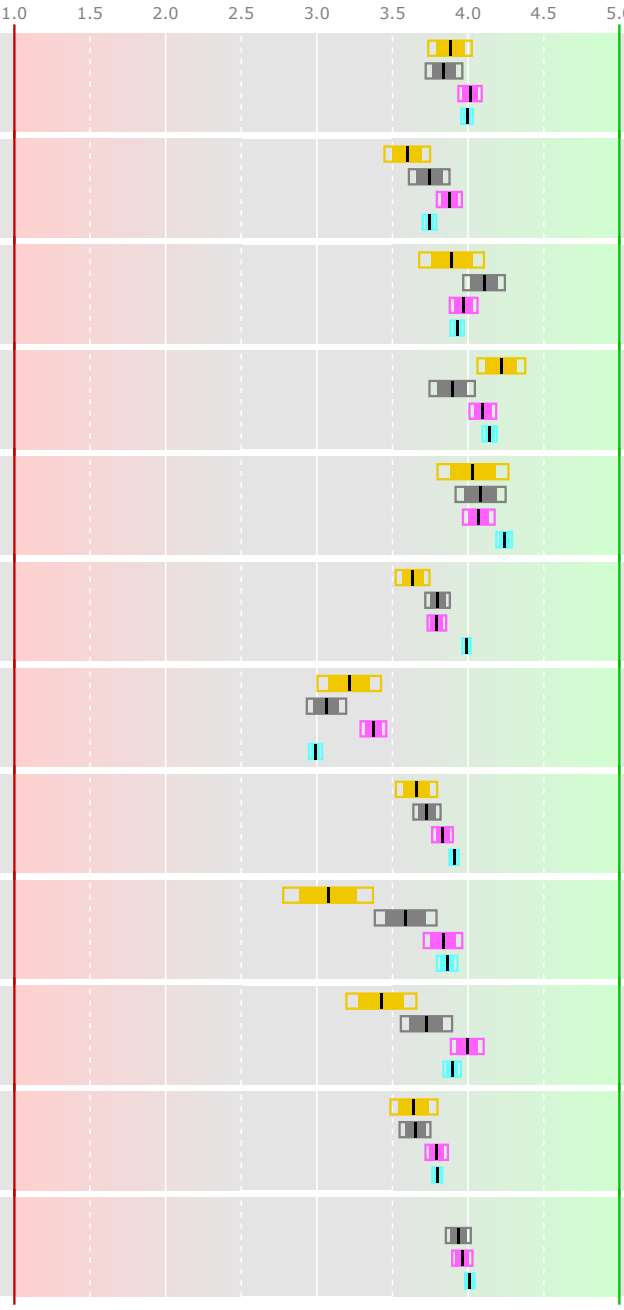

Response: 138 out of 464 = 29.7%

Compared to previous years

- program in 2018 (n=92)
- INKU in 2021 (n=138)
- 95% confidence interval
- 80% confidence interval

The UU program in 2021 is...

- ▶ probably better
- ▷ possibly better
- ◁ possibly worse
- ◀ probably worse

...than the comparison group

Compared to similar programs in NL

Netherlands

Groningen: Informatiekunde (n=46)
Twente: Bedrijfsinformatie-technologie (n=94)
Maastricht: Digital Society (n=69)
UvA: Medische Informatiekunde (n=35)
UvA: Informatiekunde (n=110)
VU: Informatie, Multimedia en Manag (n=10)
OU: Informatiekunde (n=25)

Compared to Bachelor program in faculty Beta

Faculty Beta

Farmacie (n=298)
Scheikunde (n=160)
Biologie (n=406)
Informatica (n=168)
Wiskunde (n=137)
Natuur- en Sterrenkunde (n=93)

Bachelorprogram 56842 INKU

Informatiekunde
Informatiekunde

Content & organisation

2018	2021		Netherlands	Faculty
3.63 ▷	**3.83**	Satisfied with content	◀ 4.04	◀ 4.19
3.81	**3.89**	Up-to-date	3.97	◁ 3.99
3.69	**3.78**	Quality materials	◀ 3.93	◀ 4.12
3.51	**3.66**	Program level	◀ 3.89	◀ 4.13
3.66	**3.72**	Work methods	◁ 3.85	◁ 3.81
3.21 ▶	**3.84**	Can broaden/deepen	3.81	◁ 4.00
	3.71	Program coordination	3.70	3.79
3.28 ▶	**3.64**	Challenging	◀ 3.81	◀ 4.07
4.03	**4.12**	Shape your own program	3.39 ▶	4.01

Connection to practice

3.43	**3.40**	Satisfied with practice	◁ 3.53	3.34
3.13	**3.13**	Skills for practice	◀ 3.48	3.14
◀ 3.29	**2.99**	Link to professionals	◀ 3.27	2.84 ▷

Teachers

3.66 ▷	**3.83**	Satisfied with teachers	3.83	◀ 4.03
3.70	**3.66**	Involvement	◀ 3.90	◀ 3.87
3.55	**3.69**	Didactic skills	3.77	◀ 3.82
4.07 ▷	**4.23**	Content expertise	4.18	◀ 4.41
3.80	**3.80**	Practice knowledge	3.82	3.88
3.65	**3.61**	Supportive	◀ 3.80	◀ 3.77
3.32	**3.20**	Inspiring	◁ 3.37	◀ 3.60
	3.78	Understandable	3.78	◁ 3.90
	3.85	Encourage questions	◀ 4.05	◁ 4.01

Counseling

2018	2021		Netherlands	Faculty
3.39 ▷	**3.69**	Satisfied with counseling	◀ 4.00	3.73
3.57	**3.71**	Opportunity	◀ 4.07	◀ 3.97
3.57	**3.73**	Quality	◁ 3.92	3.82

Assessment

3.71	**3.66**	Satisfied with assessment	3.73	◁ 3.79
3.75	**3.82**	Exam matches content	3.82	3.87
3.75	**3.81**	Clear criteria	3.89	3.88
3.45	**3.55**	Quality knowledge exam	◀ 3.82	◀ 3.86
3.63	**3.48**	Quality practice exam	◀ 3.80	◀ 3.73
	3.75	Exam form follows content	3.81	◁ 3.87
3.59	**3.48**	Feedback on exams	◁ 3.62	3.56

Engagement & contact

3.99 ▷	**4.20**	Teachers reachable	4.10	4.20
	3.80	Feedback	3.84	3.66 ▷
	4.36	Feel safe	4.34	4.33
	4.02	Feel at home	3.98	◁ 4.12
	3.66	Feel inspired	◀ 3.87	◀ 4.02
	3.65	Regularly engaged	◁ 3.85	◀ 3.96
	3.37	Involved outside lessons	◁ 3.56	◁ 3.54
	4.02	Feedback appreciated	3.85 ▷	3.97
3.27 ▶	**4.35**	Course evaluations	4.23 ▷	4.29

General

3.67 ▷	**3.83**	Information	3.81	3.89
◀ 3.98	**3.69**	Facilities	3.80	3.78
	3.05	Study pressure	3.21	3.37

"study pressure" is coded as: 1=too low, 3=good, 5=too high

Reaction of program management:
We vinden het prettig dat de inhoud en opzet van onze opleiding gewaardeerd worden. Het programma is studeerbaar, onze studenten vinden dat ze een goede keuze gemaakt hebben en voelen zich sterk betrokken bij de opleiding. Betrokkenheid spreekt ook uit de grote respons op de NSE!
De sfeer lijkt wat minder geworden, maar is nog steeds goed. Waarschijnlijk zien we hier een corona-effect. Enige zorg verdient de aansluiting op de arbeidsmarkt. We gaan meer aandacht aan dit thema besteden binnen het net vernieuwde tutoraat.
Onze docenten zijn deskundig en bereikbaar. We staan open voor feedback. We hebben in de afgelopen jaar geïnvesteerd in docenten, verbeteringen in het programma en studiebegeleiding. Dit wordt in de waardering weerspiegeld. We gaan zeker door op de ingeslagen weg, met als nieuwe aandachtspunten toetsing, uitdagendheid, en samenhang in het programma.

data analysis:
Jeroen Fokker - Departement Computer Science - Utrecht University
Hossein Al Mahmoudi - UBD Teaching Policy - Utrecht University

Bachelor program 56857 SCHK

Scheikunde

Scheikunde

Nationale Studenten Enquete 2021

Universiteit Utrecht

2018	2021		Netherlands	Faculty
◀ 4.26	**4.10**	Satisfied with program	3.96 ▶	3.96 ▶
◀ 3.99	**3.78**	General skills	3.85	3.74
3.98	**4.05**	Education feasibility	3.73 ▶	3.93 ▷
◁ 4.50	**4.37**	Atmosphere	4.05 ▶	4.09 ▶
4.49	**4.40**	Would choose again	4.11 ▶	4.20 ▶
4.08	**4.12**	Content & organisation	3.93 ▶	3.95 ▶
◀ 3.60	**3.13**	Connection to practice	◁ 3.22	2.99 ▶
3.99	**4.02**	Teachers	3.92 ▶	3.87 ▶
3.59	**3.74**	English	◀ 4.08	3.84
3.75 ▶	**4.13**	Counseling	3.90 ▶	3.83 ▶
3.95	**3.94**	Assessment	3.82 ▶	3.76 ▶
	4.05	Engagement & contact	3.94 ▶	4.00

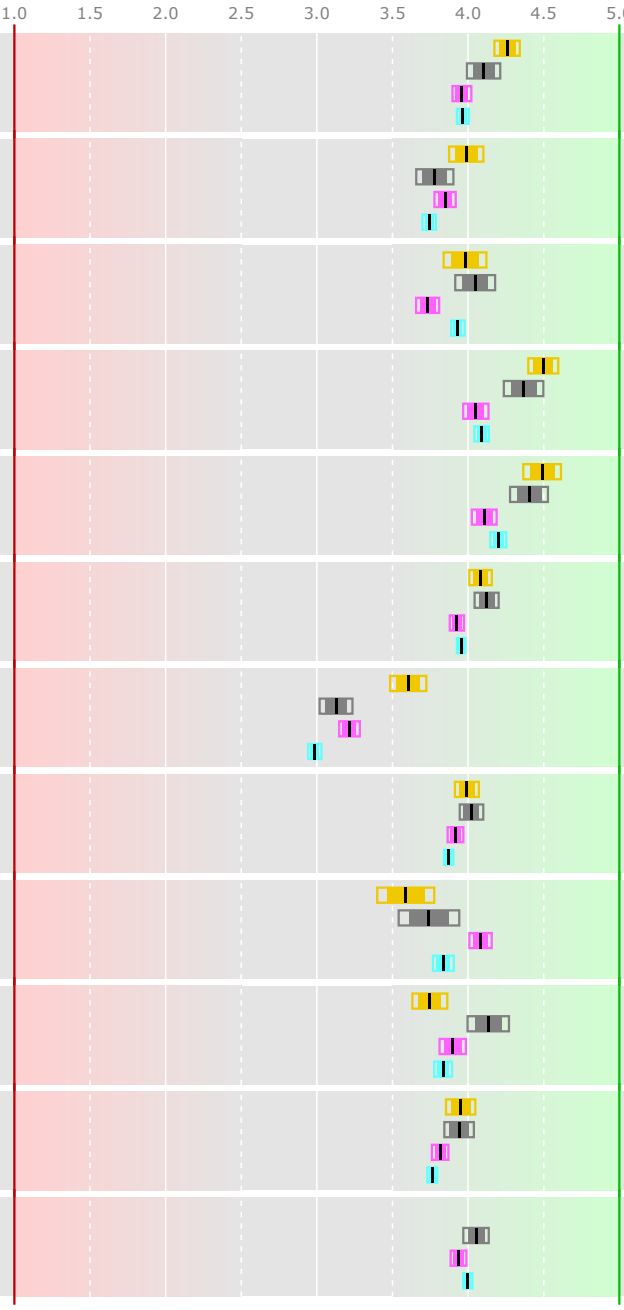

Response: 156 out of 410 = 38.0%

Compared to previous years

- program in 2018 (n=163)
- SCHK in 2021 (n=156)
- 95% confidence interval
- 80% confidence interval

The UU program in 2021 is...

- ▶ probably better
- ▷ possibly better
- ◁ possibly worse
- ◀ probably worse

...than the comparison group

Compared to similar programs in NL

Netherlands

Groningen: Scheikunde (n=86)
Groningen: Scheikundige Technologie (n=48)
Eindhoven: Scheikundige Technologie (n=181)
Twente: Scheikundige Technologie (n=69)
UvA: Scheikunde (joint degree) (n=74)
Nijmegen: Chemistry (n=79)

Compared to Bachelor program in faculty Beta

Faculty Beta

Farmacie (n=298)
Informatiekunde (n=143)
Biologie (n=406)
Informatica (n=168)
Wiskunde (n=137)
Natuur- en Sterrenkunde (n=93)

Bachelorprogram 56857 SCHK

Scheikunde

Scheikunde

Content & organisation

2018	2021		Netherlands	Faculty
4.19 ▷	**4.31**	Satisfied with content	4.14 ▶	4.14 ▶
3.96 ▷	**4.14**	Up-to-date	3.89 ▶	3.96 ▶
4.11 ▷	**4.23**	Quality materials	4.09 ▶	4.07 ▶
4.23	**4.24**	Program level	4.17	4.06 ▶
4.00	**3.95**	Work methods	3.77 ▶	3.79 ▶
3.77 ▶	**4.21**	Can broaden/deepen	3.99 ▶	3.95 ▶
	3.86	Program coordination	3.79	3.77
3.82 ▶	**4.21**	Challenging	4.08 ▶	4.01 ▶
4.15	**4.14**	Shape your own program	3.63 ▶	4.01 ▷

Connection to practice

◁ 3.51	**3.36**	Satisfied with practice	◁ 3.47	3.35
◀ 3.70	**3.45**	Skills for practice	3.39	3.11 ▶
◀ 3.84	**2.80**	Link to professionals	◀ 3.04	2.87

Teachers

3.98 ▶	**4.24**	Satisfied with teachers	3.95 ▶	3.98 ▶
4.01	**4.03**	Involvement	3.81 ▶	3.83 ▶
3.72 ▷	**3.88**	Didactic skills	3.77 ▷	3.80
4.49 ▶	**4.65**	Content expertise	4.50 ▶	4.36 ▶
◁ 4.23	**4.08**	Practice knowledge	4.05	3.85 ▶
3.97	**3.89**	Supportive	3.73 ▶	3.73 ▶
◀ 4.04	**3.77**	Inspiring	3.55 ▶	3.54 ▶
	3.93	Understandable	3.85	3.88
	3.94	Encourage questions	◁ 4.05	4.00

Counseling

2018	2021		Netherlands	Faculty
3.69 ▶	**3.98**	Satisfied with counseling	3.73 ▶	3.68 ▶
3.99 ▶	**4.22**	Opportunity	4.00 ▶	3.90 ▶
3.84 ▷	**4.04**	Quality	3.79 ▶	3.77 ▶

Assessment

3.94	**3.95**	Satisfied with assessment	3.70 ▶	3.75 ▶
3.99	**3.99**	Exam matches content	3.86 ▷	3.85 ▶
3.95	**3.90**	Clear criteria	3.84	3.87
3.93 ▷	**4.06**	Quality knowledge exam	3.86 ▶	3.81 ▶
3.93	**4.04**	Quality practice exam	3.84 ▶	3.67 ▶
	4.02	Exam form follows content	3.88 ▶	3.84 ▶
3.69	**3.63**	Feedback on exams	3.59	3.55

Engagement & contact

4.07 ▷	**4.21**	Teachers reachable	4.18	4.20
	3.61	Feedback	3.67	3.68
	4.41	Feel safe	4.36	4.33
	4.28	Feel at home	4.06 ▶	4.09 ▶
	4.14	Feel inspired	3.86 ▶	3.96 ▶
	4.11	Regularly engaged	3.95 ▷	3.91 ▶
	3.47	Involved outside lessons	3.37	3.54
	3.93	Feedback appreciated	3.83 ▷	3.98
3.70 ▶	**4.31**	Course evaluations	4.14 ▶	4.29

General

3.89	**3.99**	Information	3.85 ▷	3.87 ▷
◀ 4.16	**3.95**	Facilities	3.99	3.75 ▶
	3.45	Study pressure	3.55	3.33

"study pressure" is coded as: 1=too low, 3=good, 5=too high

data analysis:
Jeroen Fokker - Departement Computer Science - Utrecht University
Hossein Al Mahmoudi - UBD Teaching Policy - Utrecht University

Bachelor program 56860

Biologie

Nationale Studenten Enquete 2021

Universiteit Utrecht

2018	2021		Netherlands	Faculty
◀ 4.20	**4.04**	Satisfied with program	3.94 ▶	3.95 ▶
◁ 3.85	**3.75**	General skills	3.73	3.74
3.74 ▶	**3.97**	Education feasibility	3.97	3.93
◀ 4.45	**4.29**	Atmosphere	4.14 ▶	4.04 ▶
◀ 4.53	**4.26**	Would choose again	4.13 ▶	4.21
4.01	**4.04**	Content & organisation	3.90 ▶	3.94 ▶
◁ 3.11	**3.00**	Connection to practice	◀ 3.10	3.00
3.82 ▶	**4.06**	Teachers	3.92 ▶	3.82 ▶
3.44 ▶	**3.85**	English	3.80	3.82
3.51 ▶	**3.86**	Counseling	3.91	3.88
3.65	**3.71**	Assessment	3.71	◀ 3.81
	4.10	Engagement & contact	3.95 ▶	3.96 ▶

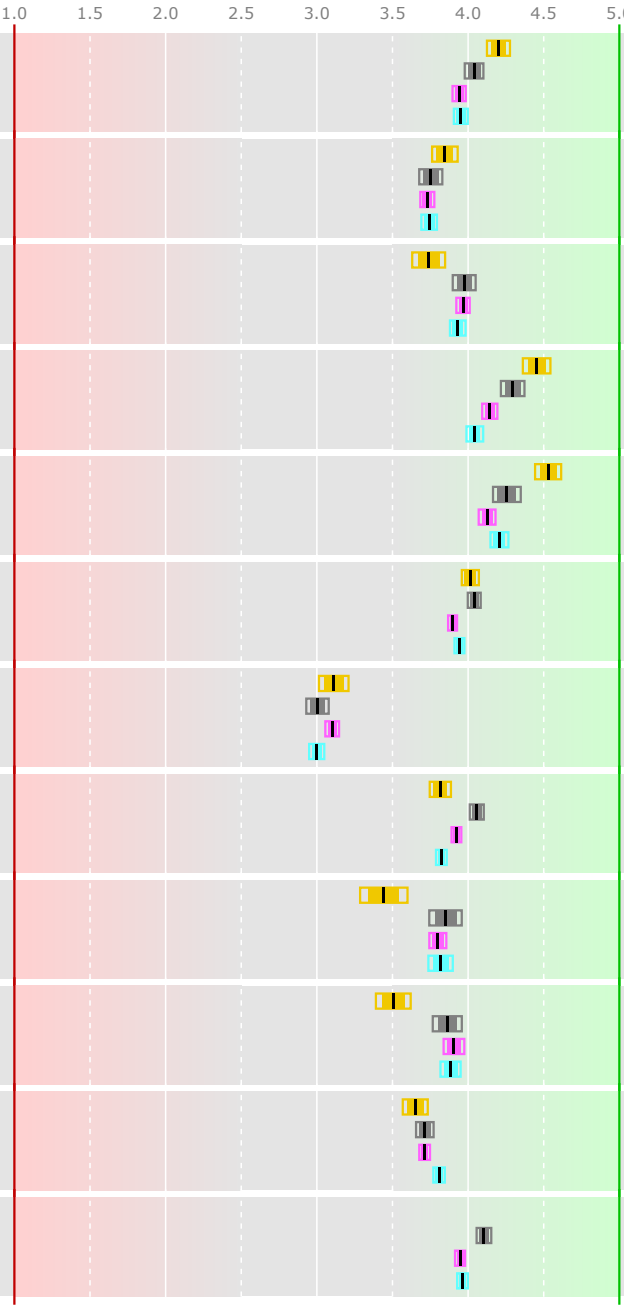

Response: 406 out of 1173 = 34.6%

Compared to previous years

- program in 2018 (n=274)
- program in 2021 (n=406)
- 95% confidence interval
- 80% confidence interval

Compared to similar programs in NL

Netherlands

Leiden: Biologie (n=310)
Groningen: Biologie (n=298)
Wageningen: Biologie (n=258)
UvA: Biologie (n=60)
VU: Biologie (n=34)
Nijmegen: Biology (n=204)

Compared to Bachelor program in faculty Beta

Faculty Beta

Farmacie (n=298)
Informatiekunde (n=143)
Scheikunde (n=160)
Informatica (n=168)
Wiskunde (n=137)
Natuur- en Sterrenkunde (n=93)

The UU program in 2021 is...

- ▶ probably better
- ▷ possibly better
- ◁ possibly worse
- ◀ probably worse

...than the comparison group

Bachelorprogram 56860

Biologie

Content & organisation

2018	2021		Netherlands	Faculty
4.18 ▷	**4.24**	Satisfied with content	4.17 ▶	4.12 ▶
4.11 ▶	**4.25**	Up-to-date	4.07 ▶	3.87 ▶
4.02 ▶	**4.20**	Quality materials	4.10 ▶	4.04 ▶
4.05 ▶	**4.17**	Program level	4.05 ▶	4.04 ▶
3.85	**3.78**	Work methods	3.77	3.82
3.78 ▶	**4.01**	Can broaden/deepen	3.87 ▶	3.97
	3.71	Program coordination	3.68	◁ 3.81
3.73 ▶	**3.99**	Challenging	3.91 ▶	4.04
◀ 4.36	**4.18**	Shape your own program	3.72 ▶	3.96 ▶

Connection to practice

2018	2021		Netherlands	Faculty
3.26	**3.25**	Satisfied with practice	3.26	◀ 3.39
3.15	**3.09**	Skills for practice	◀ 3.28	◁ 3.16
◀ 3.09	**2.92**	Link to professionals	2.92	2.83 ▷

Teachers

2018	2021		Netherlands	Faculty
3.92 ▶	**4.24**	Satisfied with teachers	4.03 ▶	3.92 ▶
3.73 ▶	**4.01**	Involvement	3.77 ▶	3.80 ▶
3.70 ▶	**3.99**	Didactic skills	3.79 ▶	3.74 ▶
4.22 ▶	**4.50**	Content expertise	4.47	4.35 ▶
4.03	**4.10**	Practice knowledge	4.07	3.79 ▶
3.78	**3.86**	Supportive	3.68 ▶	3.71 ▶
3.76 ▷	**3.86**	Inspiring	3.67 ▶	3.44 ▶
	4.08	Understandable	3.95 ▶	3.81 ▶
	4.08	Encourage questions	3.98 ▶	3.96 ▶

Counseling

2018	2021		Netherlands	Faculty
3.51 ▶	**3.72**	Satisfied with counseling	3.81	3.72
3.70 ▶	**3.94**	Opportunity	3.98	3.95
3.63 ▷	**3.79**	Quality	3.83	3.82

Assessment

2018	2021		Netherlands	Faculty
3.68 ▶	**3.80**	Satisfied with assessment	3.75	3.76
3.71 ▶	**3.85**	Exam matches content	3.85	3.87
3.64 ▶	**3.84**	Clear criteria	3.78	3.88
3.76	**3.69**	Quality knowledge exam	◁ 3.76	◀ 3.89
3.50	**3.52**	Quality practice exam	◀ 3.65	◀ 3.78
	3.82	Exam form follows content	3.82	3.87
3.62	**3.57**	Feedback on exams	3.41 ▶	3.55

Engagement & contact

2018	2021		Netherlands	Faculty
3.83 ▶	**4.23**	Teachers reachable	4.11 ▶	4.19
	3.65	Feedback	3.54 ▶	3.68
	4.40	Feel safe	4.32 ▶	4.31 ▶
	4.20	Feel at home	4.11 ▷	4.07 ▶
	4.15	Feel inspired	4.03 ▶	3.91 ▶
	4.01	Regularly engaged	3.85 ▶	3.90 ▷
	3.66	Involved outside lessons	3.57 ▷	3.48 ▶
	4.17	Feedback appreciated	3.83 ▶	3.90 ▶
3.69 ▶	**4.46**	Course evaluations	4.16 ▶	4.23 ▶

General

2018	2021		Netherlands	Faculty
3.85	**3.92**	Information	3.62 ▶	3.86
◀ 4.08	**3.78**	Facilities	◁ 3.88	3.76
	3.34	Study pressure	3.29	3.34

"study pressure" is coded as: 1=too low, 3=good, 5=too high

data analysis:
Jeroen Fokker - Departement Computer Science - Utrecht University
Hossein Al Mahmoudi - UBD Teaching Policy - Utrecht University

Bachelor program 56978 INCA

Informatica

Informatica

Nationale Studenten Enquete 2021

Universiteit Utrecht

2018	2021		Netherlands	Faculty
3.97	**3.89**	Satisfied with program	3.78 ▷	◁ 3.99
◁ 3.74	**3.56**	General skills	◀ 3.71	◀ 3.77
4.09	**4.05**	Education feasibility	3.72 ▶	3.93 ▷
4.08	**4.01**	Atmosphere	3.72 ▶	◁ 4.14
4.01 ▶	**4.28**	Would choose again	4.01 ▶	4.22
3.71 ▶	**3.90**	Content & organisation	3.78 ▶	◀ 3.98
◀ 3.44	**2.97**	Connection to practice	◀ 3.20	3.01
3.72 ▷	**3.86**	Teachers	3.69 ▶	3.90
3.40 ▶	**4.02**	English	4.08	3.79 ▶
3.30 ▶	**3.81**	Counseling	3.95	3.89
3.89	**3.82**	Assessment	3.69 ▶	3.78
	3.86	Engagement & contact	3.85	◀ 4.02

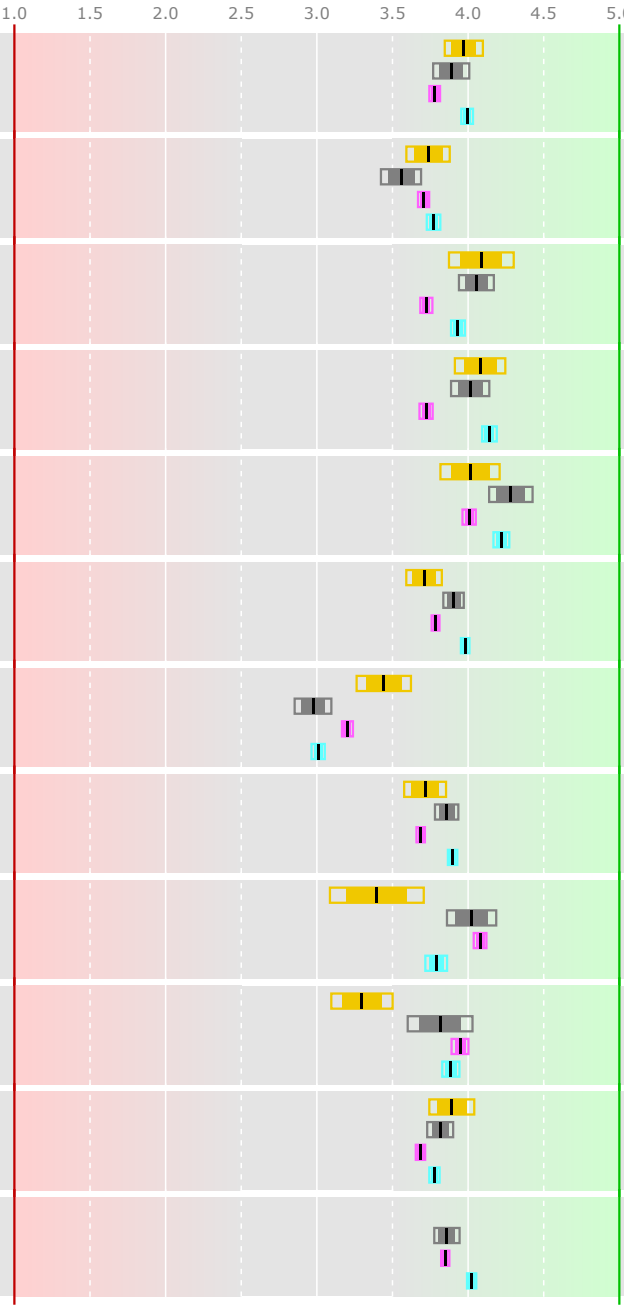

Response: 152 out of 582 = 26.1%

Compared to previous years

- program in 2018 (n=106)
- INCA in 2021 (n=152)
- 95% confidence interval
- 80% confidence interval

The UU program in 2021 is...

- ▶ probably better
- ▷ possibly better
- ◁ possibly worse
- ◀ probably worse

...than the comparison group

Compared to similar programs in NL

Netherlands

Leiden: Informatica (n=215)
Groningen: Informatica (n=138)
Delft: Technische Informatica (n=607)
Eindhoven: Technische Informatica (n=365)
Twente: Technical Computer Science (n=298)
UvA: Informatica (n=100)
VU: Computer Science (n=161)
Nijmegen: Computing Science (n=187)
OU: Informatica (n=112)

Compared to Bachelor program in faculty Beta

Faculty Beta

Farmacie (n=298)
Informatiekunde (n=143)
Scheikunde (n=160)
Biologie (n=406)
Wiskunde (n=137)
Natuur- en Sterrenkunde (n=93)

Bachelorprogram 56978 INCA

Informatica
Informatica

Content & organisation

2018	2021		Netherlands	Faculty
3.90	**3.99**	Satisfied with content	4.03	◀4.18
3.53▶	**3.80**	Up-to-date	3.77	◀4.01
3.86	**3.95**	Quality materials	3.87▷	◀4.10
3.85	**3.97**	Program level	4.00	◀4.09
3.75	**3.83**	Work methods	3.68▶	3.80
3.53▶	**3.86**	Can broaden/deepen	3.89	◁4.00
	3.72	Program coordination	3.64	3.79
3.53▶	**4.00**	Challenging	3.98	4.03
4.04	**4.09**	Shape your own program	3.44▶	4.02

Connection to practice

◀3.57	**3.33**	Satisfied with practice	◀3.49	3.35
◀3.58	**3.24**	Skills for practice	◀3.40	3.13▷
◀3.72	**2.71**	Link to professionals	◀3.00	◀2.89

Teachers

3.85	**3.93**	Satisfied with teachers	3.64▶	◁4.03
3.72	**3.78**	Involvement	3.47▶	◁3.87
3.64▷	**3.83**	Didactic skills	3.56▶	3.81
4.17▶	**4.47**	Content expertise	4.27▶	4.38▷
3.77	**3.79**	Practice knowledge	3.83	◁3.89
3.67	**3.72**	Supportive	3.49▶	3.76
3.46	**3.34**	Inspiring	3.25	◀3.60
	3.93	Understandable	3.63▶	3.88
	4.00	Encourage questions	3.99	3.99

Counseling

2018	2021		Netherlands	Faculty
3.31▶	**3.77**	Satisfied with counseling	3.79	3.72
3.46▶	**3.85**	Opportunity	◁4.01	3.95
3.41▶	**3.78**	Quality	3.88	3.82

Assessment

3.79	**3.82**	Satisfied with assessment	3.50▶	3.77
3.94	**3.93**	Exam matches content	3.71▶	3.86
3.91	**3.92**	Clear criteria	3.77▶	3.86
3.80	**3.89**	Quality knowledge exam	3.69▶	3.83
3.91	**3.82**	Quality practice exam	3.67▶	3.69▶
	3.86	Exam form follows content	3.72▶	3.86
3.59	**3.46**	Feedback on exams	3.54	3.57

Engagement & contact

3.95▶	**4.20**	Teachers reachable	3.98▶	4.20
	3.60	Feedback	3.64	3.68
	4.30	Feel safe	4.24	4.34
	4.12	Feel at home	3.78▶	4.12
	3.80	Feel inspired	3.78	◀4.01
	3.46	Regularly engaged	◀3.90	◀3.99
	3.35	Involved outside lessons	◁3.52	◁3.54
	3.80	Feedback appreciated	3.71▷	◀4.00
3.27▶	**4.11**	Course evaluations	4.09	◀4.32

General

3.71	**3.81**	Information	3.72▷	◁3.90
◁3.95	**3.74**	Facilities	3.73	3.78
	3.17	Study pressure	3.59	3.36

"study pressure" is coded as: 1=too low, 3=good, 5=too high

Reaction of program management:
We vinden het prettig dat de inhoud en opzet van onze opleiding gewaardeerd worden. Het programma is studeerbaar, de sfeer is goed en onze studenten zouden de studie zo weer kiezen!
We zien ook aandachtspunten, zoals de algemene vaardigheden, waaronder het schrijven van wetenschappelijke artikelen. We gaan een commissie aan het werk zetten om dit beter in te bedden in de opleiding. Academische vaardigheden zullen straks duidelijker naar voren komen.
En ook de aansluiting op de loopbaan vormt een verbeterpunt, ondanks de initiatieven die we al ontplooien samen met de studieverenigingen. We gaan meer aandacht aan dit thema besteden binnen het net vernieuwde tutoraat.
Binnen de opleiding besteden we veel aandacht aan docentkwaliteit, o.a. door cursussen aan te bieden. We vinden het fijn dat ook dat gezien wordt: onze docenten zijn deskundig en betrokken, zijn goed bereikbaar en geven prima onderwijs en begeleiding. Daar zijn we erg trots op!

data analysis:
Jeroen Fokker - Departement Computer Science - Utrecht University
Hossein Al Mahmoudi - UBD Teaching Policy - Utrecht University

Bachelor program 56980

Wiskunde

Nationale Studenten Enquete 2021

Universiteit Utrecht

2018	2021		Netherlands	Faculty
4.09	**3.99**	Satisfied with program	3.95	3.98
3.62	**3.62**	General skills	3.65	◁ 3.76
◁ 3.97	**3.77**	Education feasibility	3.72	◀ 3.96
4.03	**4.14**	Atmosphere	4.03 ▷	4.11
4.12	**4.20**	Would choose again	4.09	4.22
3.87 ▷	**3.97**	Content & organisation	3.93	3.97
2.68 ▷	**2.88**	Connection to practice	2.97	◀ 3.01
3.81	**3.90**	Teachers	3.90	3.89
3.46 ▶	**4.02**	English	4.04	3.81 ▷
3.65 ▶	**4.00**	Counseling	3.94	3.86 ▷
4.01	**3.98**	Assessment	3.86 ▶	3.76 ▶
	4.08	Engagement & contact	3.97 ▶	4.00 ▷

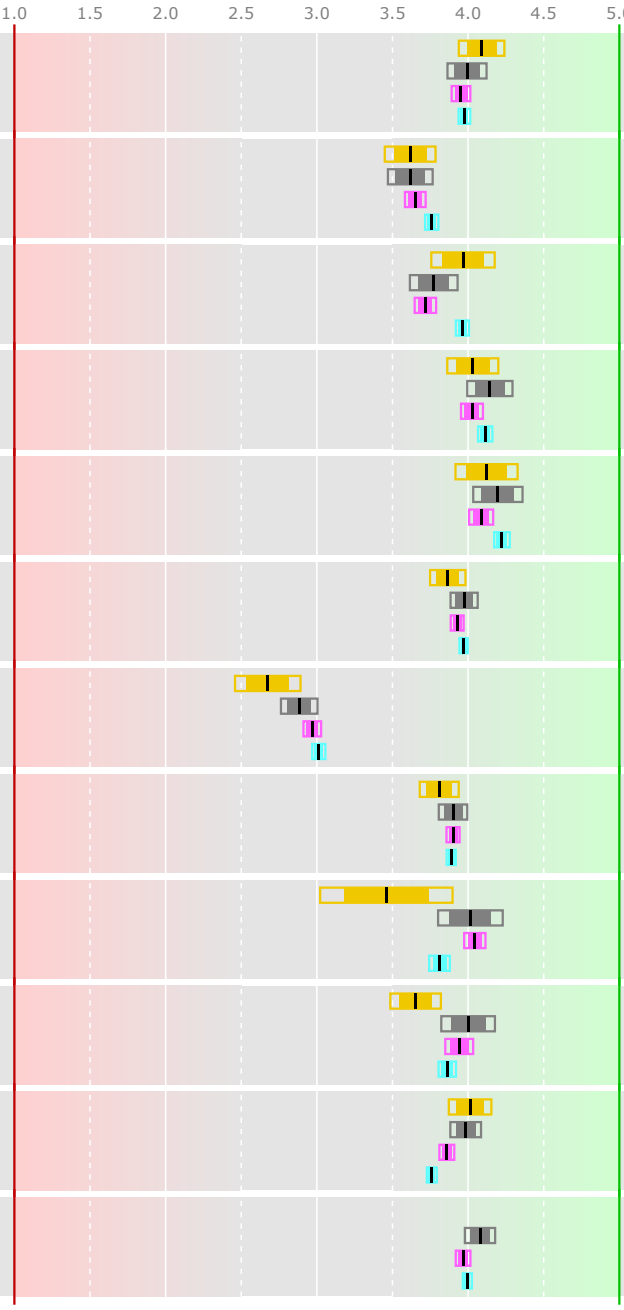

Response: 137 out of 289 = 47.4%

Compared to previous years

- program in 2018 (n=101)
- program in 2021 (n=137)
- 95% confidence interval
- 80% confidence interval

The UU program in 2021 is...

- ▶ probably better
- ▷ possibly better
- ◁ possibly worse
- ◀ probably worse

...than the comparison group

Compared to similar programs in NL

Netherlands

Leiden: Wiskunde (n=105)
Groningen: Technische Wiskunde (n=12)
Groningen: Wiskunde (n=58)
Delft: Technische Wiskunde (n=154)
Eindhoven: Technische Wiskunde (n=129)
Twente: Applied Mathematics (n=59)
UvA: Wiskunde (n=91)
VU: Mathematics (n=51)
Nijmegen: Wiskunde (n=64)

Compared to Bachelor program in faculty Beta

Faculty Beta

Farmacie (n=298)
Informatiekunde (n=143)
Scheikunde (n=160)
Biologie (n=406)
Informatica (n=168)
Natuur- en Sterrenkunde (n=93)

Bachelorprogram 56980

Wiskunde

Content & organisation

2018	2021		Netherlands	Faculty
4.19	**4.16**	Satisfied with content	4.16	4.15
3.14 ▶	**3.41**	Up-to-date	3.47	◀ 4.04
3.81 ▶	**4.11**	Quality materials	4.11	4.08
4.12	**4.10**	Program level	4.10	4.08
3.92	**3.83**	Work methods	3.76	3.80
3.56 ▶	**3.96**	Can broaden/deepen	◁ 4.07	3.98
	3.95	Program coordination	3.87	3.76 ▶
3.83 ▶	**4.25**	Challenging	4.24	4.00 ▶
3.93 ▷	**4.18**	Shape your own program	3.78 ▶	4.00 ▷

Connection to practice

3.01 ▷	**3.22**	Satisfied with practice	◁ 3.32	◀ 3.36
2.67 ▶	**2.95**	Skills for practice	◁ 3.06	◀ 3.16
2.68	**2.82**	Link to professionals	2.88	2.86

Teachers

3.81 ▶	**4.05**	Satisfied with teachers	4.03	4.01
3.91	**3.99**	Involvement	3.93	3.84 ▷
3.52 ▶	**3.83**	Didactic skills	3.79	3.81
4.38	**4.47**	Content expertise	◁ 4.58	4.38 ▷
3.53	**3.52**	Practice knowledge	3.61	◀ 3.91
3.78	**3.91**	Supportive	3.82	3.73 ▶
3.61	**3.61**	Inspiring	3.62	3.56
	3.89	Understandable	3.87	3.88
	3.99	Encourage questions	3.99	3.99

Counseling

2018	2021		Netherlands	Faculty
3.57 ▶	**3.87**	Satisfied with counseling	3.89	3.70 ▷
3.87 ▶	**4.14**	Opportunity	3.97 ▷	3.92 ▶
3.83	**3.86**	Quality	3.91	3.81

Assessment

◁ 4.00	**3.79**	Satisfied with assessment	3.75	3.77
3.98	**3.94**	Exam matches content	3.87	3.85
4.13	**4.16**	Clear criteria	3.93 ▶	3.84 ▶
3.97	**4.05**	Quality knowledge exam	3.92 ▷	3.81 ▶
3.99	**3.91**	Quality practice exam	3.82 ▷	3.69 ▶
	4.07	Exam form follows content	3.93 ▷	3.83 ▶
3.57 ▷	**3.77**	Feedback on exams	3.70	3.53 ▶

Engagement & contact

4.21	**4.32**	Teachers reachable	4.19 ▷	4.19 ▶
	3.95	Feedback	3.85	3.65 ▶
	4.44	Feel safe	4.30 ▷	4.32 ▷
	4.09	Feel at home	4.02	4.11
	3.89	Feel inspired	3.82	3.99
	4.03	Regularly engaged	4.08	3.92
	3.43	Involved outside lessons	3.44	3.54
	4.16	Feedback appreciated	3.85 ▶	3.96 ▶
3.74 ▶	**4.42**	Course evaluations	4.15 ▶	4.28 ▶

General

3.83 ▶	**4.12**	Information	3.91 ▶	3.85 ▶
◁ 4.04	**3.88**	Facilities	3.85	3.76 ▷
	3.57	Study pressure	3.61	3.32

"study pressure" is coded as: 1=too low, 3=good, 5=too high

Reaction of program management:
Waar ik het meest trots op ben, is dat jullie met een score van 4.42/5 aangeven dat de opleiding open staat voor feedback. Deze hoge score is te danken aan de inzet van het WOL en de studenten in de OAC, van docenten en werkgroepbegeleiders, en van alle studenten die spontaan met ideeën komen om de opleiding te verbeteren. Gelukkig hebben we elkaar zelfs in deze online-periode weten te vinden. Daarom heb ik er alle vertrouwen in dat we in het komende jaar samen kunnen blijven nadenken hoe we de punten uit de NSE waarop we nog niet hoog scoren kunnen verbeteren, zoals de aansluiting met de praktijk. We gaan op zoek naar oplossingen die echt passen bij de wiskundeopleiding. Veel dank aan jullie allemaal voor het invullen van de enquête!

data analysis:
Jeroen Fokker - Departement Computer Science - Utrecht University
Hossein Al Mahmoudi - UBD Teaching Policy - Utrecht University

Bachelor program 56980 WISK

Wiskunde

Wiskunde

Nationale Studenten Enquete 2021

Universiteit Utrecht

2018	2021		Netherlands	Faculty
4.09	**4.06**	Satisfied with program	3.95 ▷	3.98
3.62	**3.59**	General skills	3.65 ◁	3.76
3.97	**3.90**	Education feasibility	3.72 ▷	3.96
4.03	**4.11**	Atmosphere	4.03	4.11
4.12	**4.28**	Would choose again	4.09 ▶	4.22
3.87 ▷	**3.97**	Content & organisation	3.93	3.97
2.68 ▷	**2.90**	Connection to practice	2.97 ◁	3.01
3.81	**3.90**	Teachers	3.90	3.89
3.46 ▶	**4.07**	English	4.04	3.81 ▶
3.65 ▶	**3.95**	Counseling	3.94	3.86
4.01	**4.00**	Assessment	3.86 ▶	3.76 ▶
	4.09	Engagement & contact	3.97 ▶	4.00 ▷

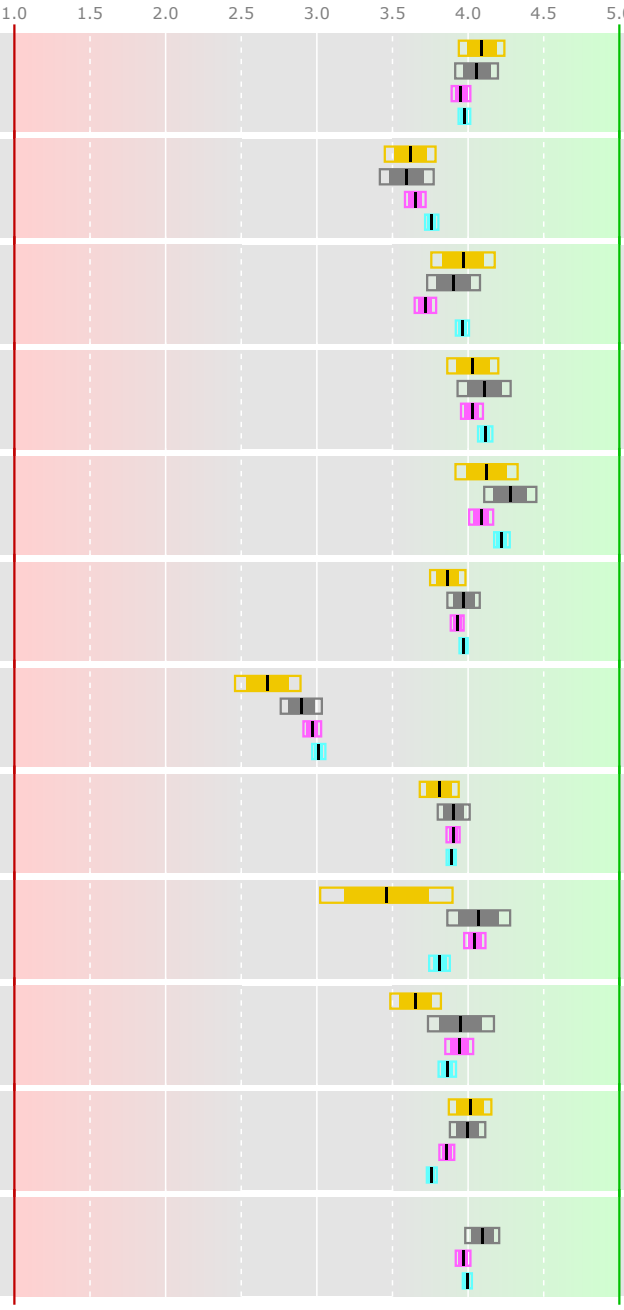

Response: 107 out of 219 = 48.9%

Compared to previous years

- program in 2018 (n=101)
- WISK in 2021 (n=107)
- 95% confidence interval
- 80% confidence interval

The UU program in 2021 is...

- ▶ probably better
- ▷ possibly better
- ◁ possibly worse
- ◀ probably worse

...than the comparison group

Compared to similar programs in NL

Netherlands

Leiden: Wiskunde (n=105)
Groningen: Technische Wiskunde (n=12)
Groningen: Wiskunde (n=58)
Delft: Technische Wiskunde (n=154)
Eindhoven: Technische Wiskunde (n=129)
Twente: Applied Mathematics (n=59)
UvA: Wiskunde (n=91)
VU: Mathematics (n=51)
Nijmegen: Wiskunde (n=64)

Compared to Bachelor program in faculty Beta

Faculty Beta

Farmacie (n=298)
Informatiekunde (n=143)
Scheikunde (n=160)
Biologie (n=406)
Informatica (n=168)
Natuur- en Sterrenkunde (n=93)

Bachelorprogram 56980 WISK

Wiskunde
Wiskunde

Content & organisation

2018	2021		Netherlands	Faculty
4.19	**4.24**	Satisfied with content	4.16	4.15
3.14 ▶	**3.42**	Up-to-date	3.47	◀ 4.04
3.81 ▶	**4.16**	Quality materials	4.11	4.08
4.12	**4.11**	Program level	4.10	4.08
3.92	**3.86**	Work methods	3.76	3.80
3.56 ▶	**3.96**	Can broaden/deepen	4.07	3.98
	3.93	Program coordination	3.87	3.76 ▷
3.83 ▶	**4.20**	Challenging	4.24	4.00 ▶
3.93	**4.12**	Shape your own program	3.78 ▶	4.00

Connection to practice

3.01 ▷	**3.22**	Satisfied with practice	◁ 3.32	◀ 3.36
2.67 ▶	**2.95**	Skills for practice	◁ 3.06	◀ 3.16
2.68	**2.85**	Link to professionals	2.88	2.86

Teachers

3.81 ▷	**4.00**	Satisfied with teachers	4.03	4.01
3.91	**3.99**	Involvement	3.93	3.84 ▷
3.52 ▶	**3.80**	Didactic skills	3.79	3.81
4.38 ▷	**4.52**	Content expertise	4.58	4.38 ▶
3.53	**3.53**	Practice knowledge	3.61	◀ 3.91
3.78	**3.88**	Supportive	3.82	3.73 ▷
3.61	**3.59**	Inspiring	3.62	3.56
	3.95	Understandable	3.87	3.88
	4.00	Encourage questions	3.99	3.99

Counseling

2018	2021		Netherlands	Faculty
3.57 ▷	**3.86**	Satisfied with counseling	3.89	3.70
3.87 ▷	**4.08**	Opportunity	3.97	3.92
3.83	**3.83**	Quality	3.91	3.81

Assessment

◁ 4.00	**3.78**	Satisfied with assessment	3.75	3.77
3.98	**3.97**	Exam matches content	3.87	3.85 ▷
4.13	**4.17**	Clear criteria	3.93 ▶	3.84 ▶
3.97	**4.08**	Quality knowledge exam	3.92 ▶	3.81 ▶
3.99	**3.88**	Quality practice exam	3.82	3.69 ▶
	4.10	Exam form follows content	3.93 ▶	3.83 ▶
3.57 ▷	**3.77**	Feedback on exams	3.70	3.53 ▶

Engagement & contact

4.21	**4.33**	Teachers reachable	4.19 ▷	4.19 ▶
	3.98	Feedback	3.85 ▷	3.65 ▶
	4.45	Feel safe	4.30 ▷	4.32 ▷
	4.13	Feel at home	4.02	4.11
	3.94	Feel inspired	3.82	3.99
	4.02	Regularly engaged	4.08	3.92
	3.40	Involved outside lessons	3.44	3.54
	4.16	Feedback appreciated	3.85 ▶	3.96 ▶
3.74 ▶	**4.44**	Course evaluations	4.15 ▶	4.28 ▶

General

3.83 ▶	**4.20**	Information	3.91 ▶	3.85 ▶
4.04	**3.95**	Facilities	3.85	3.76 ▶
	3.52	Study pressure	3.61	3.32

"study pressure" is coded as: 1=too low, 3=good, 5=too high

Reaction of program management:
Waar ik het meest trots op ben, is dat jullie met een score van 4.42/5 aangeven dat de opleiding open staat voor feedback. Deze hoge score is te danken aan de inzet van het WOL en de studenten in de OAC, van docenten en werkgroepbegeleiders, en van alle studenten die spontaan met ideeën komen om de opleiding te verbeteren. Gelukkig hebben we elkaar zelfs in deze online-periode weten te vinden. Daarom heb ik er alle vertrouwen in dat we in het komende jaar samen kunnen blijven nadenken hoe we de punten uit de NSE waarop we nog niet hoog scoren kunnen verbeteren, zoals de aansluiting met de praktijk. We gaan op zoek naar oplossingen die echt passen bij de wiskundeopleiding. Veel dank aan jullie allemaal voor het invullen van de enquête!

data analysis:
Jeroen Fokker - Departement Computer Science - Utrecht University
Hossein Al Mahmoudi - UBD Teaching Policy - Utrecht University

Bachelor program 56980 WSKT

Wiskunde & Toepassingen

Wiskunde

Nationale Studenten Enquete 2021

Universiteit Utrecht

	2018	2021		Netherlands	Faculty
	◁ 4.09	**3.77**	Satisfied with program	3.95	◁ 3.98
	3.62	**3.70**	General skills	3.65	3.76
	◀ 3.97	**3.29**	Education feasibility	◀ 3.72	◀ 3.96
	4.03 ▷	**4.29**	Atmosphere	4.03 ▷	4.11
	4.12	**3.89**	Would choose again	4.09	◁ 4.22
	3.87	**3.99**	Content & organisation	3.93	3.97
	2.68	**2.83**	Connection to practice	2.97	◁ 3.01
	3.81	**3.88**	Teachers	3.90	3.89
	3.46	**3.67**	English	4.04	3.81
	3.65 ▶	**4.15**	Counseling	3.94 ▷	3.86 ▷
	4.01	**3.93**	Assessment	3.86	3.76 ▷
		4.01	Engagement & contact	3.97	4.00

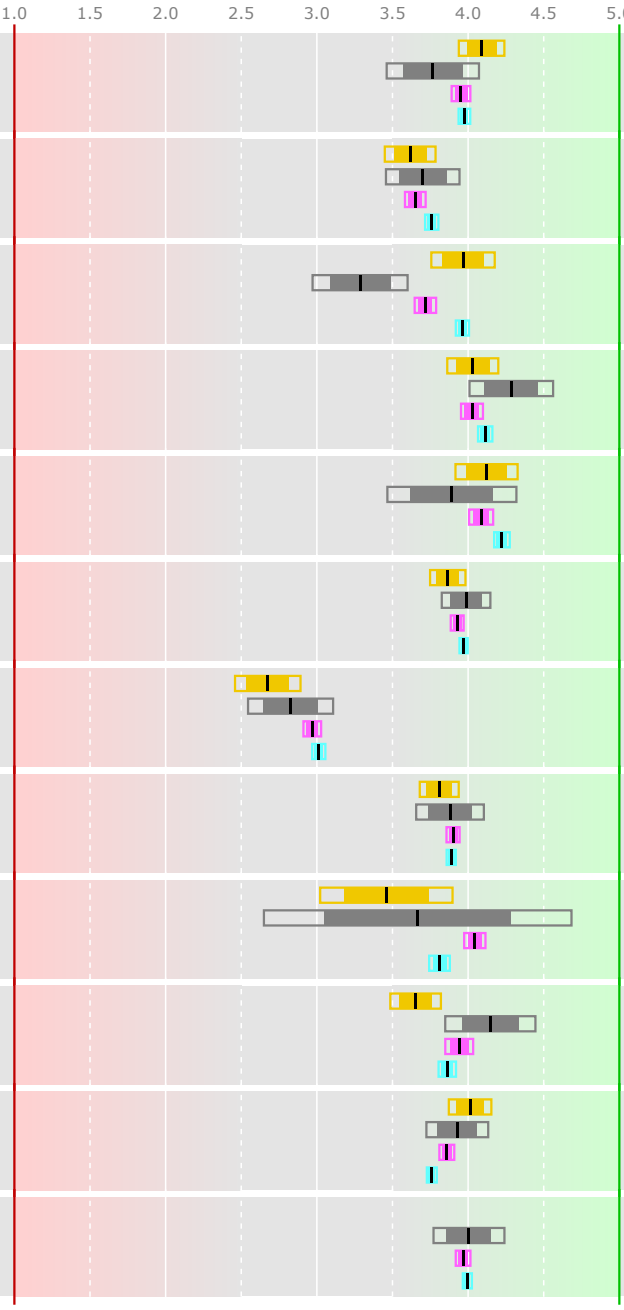

Response: 30 out of 67 = 44.8%

Compared to previous years

- program in 2018 (n=101)
- WSKT in 2021 (n=30)
- 95% confidence interval
- 80% confidence interval

The UU program in 2021 is...

- ▶ probably better
- ▷ possibly better
- ◁ possibly worse
- ◀ probably worse

...than the comparison group

Compared to similar programs in NL

Netherlands

Leiden: Wiskunde (n=105)
Groningen: Technische Wiskunde (n=12)
Groningen: Wiskunde (n=58)
Delft: Technische Wiskunde (n=154)
Eindhoven: Technische Wiskunde (n=129)
Twente: Applied Mathematics (n=59)
UvA: Wiskunde (n=91)
VU: Mathematics (n=51)
Nijmegen: Wiskunde (n=64)

Compared to Bachelor program in faculty Beta

Faculty Beta

Farmacie (n=298)
Informatiekunde (n=143)
Scheikunde (n=160)
Biologie (n=406)
Informatica (n=168)
Natuur- en Sterrenkunde (n=93)

Bachelorprogram 56980 WSKT

Wiskunde & Toepassingen Wiskunde

Content & organisation

2018	2021		Netherlands	Faculty
◀4.19	**3.90**	Satisfied with content	◀4.16	◀4.15
3.14▷	**3.39**	Up-to-date	3.47	◀4.04
3.81	**3.93**	Quality materials	4.11	4.08
4.12	**4.07**	Program level	4.10	4.08
3.92	**3.71**	Work methods	3.76	3.80
3.56▶	**3.96**	Can broaden/deepen	4.07	3.98
	4.00	Program coordination	3.87	3.76▷
3.83▶	**4.43**	Challenging	4.24▷	4.00▶
3.93▶	**4.39**	Shape your own program	3.78▶	4.00▶

Connection to practice

3.01▷	**3.23**	Satisfied with practice	3.32	3.36
2.67▷	**2.96**	Skills for practice	3.06	◁3.16
2.68	**2.70**	Link to professionals	2.88	2.86

Teachers

3.81▶	**4.23**	Satisfied with teachers	4.03▷	4.01▷
3.91	**4.00**	Involvement	3.93	3.84
3.52▶	**3.96**	Didactic skills	3.79▷	3.81
4.38	**4.30**	Content expertise	◀4.58	4.38
3.53	**3.48**	Practice knowledge	3.61	◀3.91
3.78▷	**4.04**	Supportive	3.82▷	3.73▷
3.61	**3.65**	Inspiring	3.62	3.56
	3.65	Understandable	3.87	◁3.88
	3.96	Encourage questions	3.99	3.99

Counseling

2018	2021		Netherlands	Faculty
3.57▷	**3.90**	Satisfied with counseling	3.89	3.70
3.87▶	**4.35**	Opportunity	3.97▶	3.92▶
3.83	**3.94**	Quality	3.91	3.81

Assessment

4.00	**3.82**	Satisfied with assessment	3.75	3.77
3.98	**3.81**	Exam matches content	3.87	3.85
4.13	**4.10**	Clear criteria	3.93	3.84▷
3.97	**3.90**	Quality knowledge exam	3.92	3.81
3.99	**4.05**	Quality practice exam	3.82▷	3.69▶
	3.95	Exam form follows content	3.93	3.83
3.57	**3.76**	Feedback on exams	3.70	3.53

Engagement & contact

4.21	**4.25**	Teachers reachable	4.19	4.19
	3.80	Feedback	3.85	3.65
	4.40	Feel safe	4.30	4.32
	3.89	Feel at home	4.02	◁4.11
	3.68	Feel inspired	3.82	◁3.99
	4.05	Regularly engaged	4.08	3.92
	3.58	Involved outside lessons	3.44	3.54
	4.16	Feedback appreciated	3.85▷	3.96
3.74▶	**4.37**	Course evaluations	4.15▷	4.28

General

3.83	**3.87**	Information	3.91	3.85
◀4.04	**3.63**	Facilities	◁3.85	3.76
	3.75	Study pressure	3.61	3.32

"study pressure" is coded as: 1=too low, 3=good, 5=too high

Reaction of program management:
Waar ik het meest trots op ben, is dat jullie met een score van 4.42/5 aangeven dat de opleiding open staat voor feedback. Deze hoge score is te danken aan de inzet van het WOL en de studenten in de OAC, van docenten en werkgroepbegeleiders, en van alle studenten die spontaan met ideeën komen om de opleiding te verbeteren. Gelukkig hebben we elkaar zelfs in deze online-periode weten te vinden. Daarom heb ik er alle vertrouwen in dat we in het komende jaar samen kunnen blijven nadenken hoe we de punten uit de NSE waarop we nog niet hoog scoren kunnen verbeteren, zoals de aansluiting met de praktijk. We gaan op zoek naar oplossingen die echt passen bij de wiskundeopleiding. Veel dank aan jullie allemaal voor het invullen van de enquête!

data analysis:
Jeroen Fokker - Departement Computer Science - Utrecht University
Hossein Al Mahmoudi - UBD Teaching Policy - Utrecht University

Bachelor program 56981

Kunstmatige Intelligentie

Nationale Studenten Enquete 2021

Universiteit Utrecht

2018	2021		Netherlands	Faculty
◀ 3.96	**3.72**	Satisfied with program	◁ 3.82	◀ 4.01
◀ 3.74	**3.39**	General skills	◀ 3.74	◀ 3.85
3.68 ▶	**3.98**	Education feasibility	3.76 ▶	◁ 4.09
◀ 4.41	**3.93**	Atmosphere	3.94	◀ 4.20
◀ 4.20	**3.85**	Would choose again	◁ 4.00	◀ 4.15
3.76	**3.78**	Content & organisation	3.75	◀ 3.97
◀ 3.17	**2.59**	Connection to practice	◀ 2.97	◀ 2.78
◁ 3.86	**3.72**	Teachers	3.73	◀ 4.03
3.96	**3.99**	English	◁ 4.11	◁ 4.11
3.61	**3.68**	Counseling	◀ 3.91	◀ 3.96
3.84	**3.77**	Assessment	3.70 ▷	◀ 3.88
	3.85	Engagement & contact	3.85	◀ 4.07

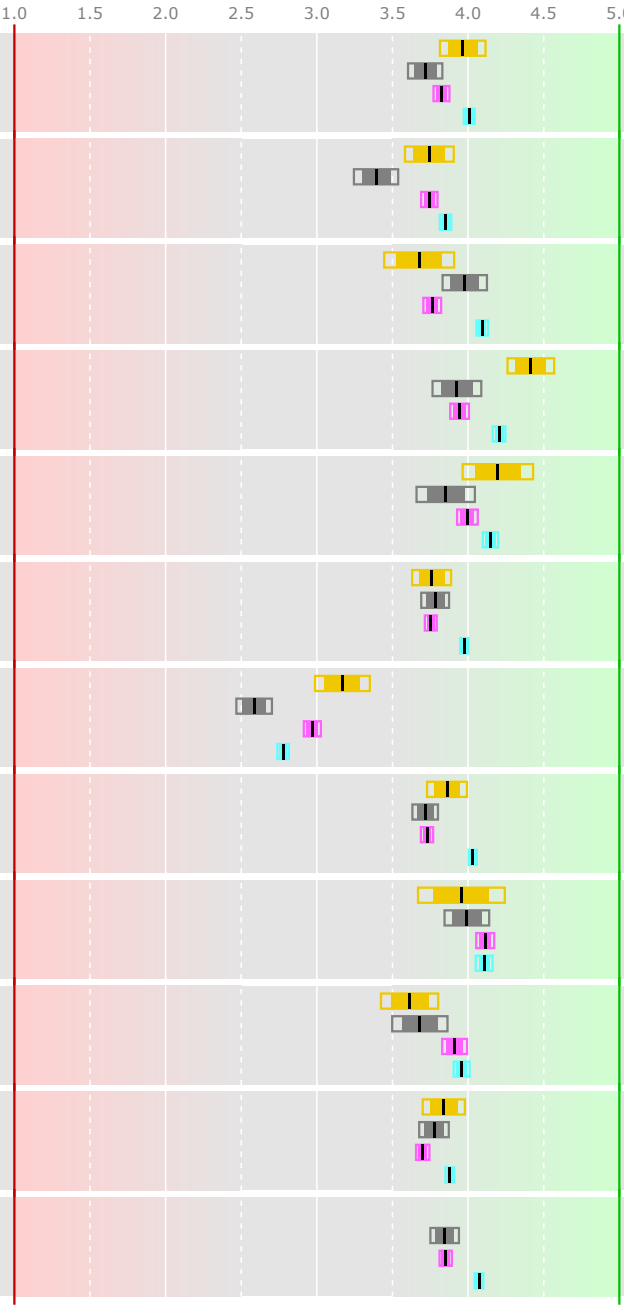

Response: 141 out of 490 = 28.8%

Compared to previous years

- program in 2018 (n=85)
- program in 2021 (n=141)
- 95% confidence interval
- 80% confidence interval

The UU program in 2021 is...

- ▶ probably better
- ▷ possibly better
- ◁ possibly worse
- ◀ probably worse

...than the comparison group

Compared to similar programs in NL

Netherlands

Groningen: Kunstmatige Intelligentie (n=168)
UvA: Kunstmatige Intelligentie (n=147)
VU: Artificial Intelligence (n=160)
Nijmegen: Artificial Intelligence (n=260)
Tilburg: Cognitive Science and Artificia (n=174)

Compared to Bachelor program in faculty GW

Faculty GW

English Language and Culture (n=119)
Liberal Arts and Sciences (n=226)
Religiewetenschappen (n=10)
Media en Cultuur (n=160)
Geschiedenis (n=296)
Islam en Arabisch (n=5)
Wijsbegeerte (n=49)
Keltische Talen en Cultuur (n=16)
Muziekwetenschap (n=35)
Taal- en Cultuurstudies (n=191)
Literatuurwetenschap (n=67)
Taalwetenschap (n=44)
Nederlandse Taal en Cultuur (n=45)
Duitse Taal en Cultuur (n=18)
Franse Taal en Cultuur (n=17)
Italiaanse Taal en Cultuur (n=12)
Spaanse Taal en Cultuur (n=30)
Kunstgeschiedenis (n=53)
Communicatie- en Informatiewetenschappe (n=141)

Bachelorprogram 56981

Kunstmatige Intelligentie

Content & organisation

2018	2021		Netherlands	Faculty
◁3.86	**3.73**	Satisfied with content	◀3.98	◀4.10
3.72	**3.64**	Up-to-date	◀3.91	◀3.98
3.85	**3.86**	Quality materials	3.86	◀4.06
3.81	**3.77**	Program level	◁3.87	◀4.03
◁3.83	**3.66**	Work methods	3.70	◀3.82
3.59▶	**3.87**	Can broaden/deepen	3.83	◀4.11
	3.45	Program coordination	◁3.58	◀3.82
3.78	**3.82**	Challenging	3.87	3.91
4.13	**4.16**	Shape your own program	3.39▶	4.06

Connection to practice

2.99	**2.96**	Satisfied with practice	◀3.22	3.04
◀3.18	**2.64**	Skills for practice	◀3.16	◀2.84
◀3.22	**2.53**	Link to professionals	◀2.78	◀2.71

Teachers

3.83	**3.80**	Satisfied with teachers	3.67▷	◀4.19
◁3.87	**3.63**	Involvement	3.62	◀4.10
3.89	**3.76**	Didactic skills	3.65▷	◀4.10
4.26	**4.33**	Content expertise	4.27	◁4.43
◀3.90	**3.46**	Practice knowledge	◀3.80	◀3.64
3.71	**3.67**	Supportive	3.56▷	◀3.93
◀3.73	**3.25**	Inspiring	3.32	◀3.78
	3.76	Understandable	3.68	◀4.08
	3.87	Encourage questions	3.94	◀4.18

Counseling

2018	2021		Netherlands	Faculty
3.46	**3.64**	Satisfied with counseling	3.76	◁3.84
◁3.89	**3.68**	Opportunity	◀3.99	◀4.03
3.71	**3.68**	Quality	◁3.84	◁3.89

Assessment

◀3.99	**3.67**	Satisfied with assessment	3.54▷	◀3.85
3.94	**3.87**	Exam matches content	3.76▷	◁3.95
3.73	**3.87**	Clear criteria	3.78	3.88
◁3.87	**3.70**	Quality knowledge exam	3.75	◀3.90
3.81	**3.77**	Quality practice exam	3.66▷	3.82
	3.88	Exam form follows content	3.75▷	3.95
◁3.71	**3.55**	Feedback on exams	3.50	◀3.78

Engagement & contact

3.72▶	**4.06**	Teachers reachable	3.92▷	◀4.27
	3.68	Feedback	3.61	◀3.86
	4.33	Feel safe	4.25	4.34
	3.89	Feel at home	3.79	◀4.07
	3.77	Feel inspired	3.88	◀4.07
	3.79	Regularly engaged	◁3.94	◀4.01
	3.28	Involved outside lessons	◁3.42	◀3.75
	3.68	Feedback appreciated	3.75	◀4.01
3.44▶	**4.13**	Course evaluations	4.09	◁4.27

General

3.64	**3.76**	Information	3.68	◁3.87
◀3.94	**3.60**	Facilities	3.65	3.61
	3.09	Study pressure	3.44	3.19

"study pressure" is coded as: 1=too low, 3=good, 5=too high

Reaction of program management:
In de afgelopen jaren is het aantal KI-studenten sterk gegroeid. Ik ben blij om te zien dat jullie desondanks nog steeds de sfeer op de opleiding, de studeerbaarheid van het programma, en de betrokkenheid bij de opleiding hoog waarderen. Net als voorheen zijn jullie kritisch op de aansluiting op de praktijk. Ik denk niet dat dit betekent dat de opleiding jullie slecht voorbereidt op de praktijk; wel dat jullie meer aandacht zouden willen zien voor concrete beroepsmogelijkheden en actuele onderwerpen. Dit is iets waar we inderdaad meer aandacht aan kunnen besteden. Daarnaast hebben jullie de mogelijkheid om een stage op te nemen in je programma; dit wordt nog door relatief weinig studenten gedaan. In de landelijke vergelijking valt op dat jullie toetsing en de mogelijkheid om je programma zelf vorm te geven goed beoordelen. Het is fijn om te zien dat jullie deze Utrechtse speerpunten weten te waarderen.
Janneke van Lith
opleidingscoördinator KI

data analysis:
Jeroen Fokker - Departement Computer Science - Utrecht University
Hossein Al Mahmoudi - UBD Teaching Policy - Utrecht University

Bachelor program 56982 INMB

Nationale Studenten Enquete 2021

Natuurwetenschap en Innovatiemanagement

Natuurwetenschap en Innovatiemanagement

Universiteit Utrecht

2018	2021		Netherlands	Faculty
◀ 4.09	**3.89**	Satisfied with program	3.96	◀ 4.03
3.86	**3.87**	General skills	◁ 3.99	3.88
3.89 ▶	**4.17**	Education feasibility	4.03 ▶	4.18
4.14	**4.06**	Atmosphere	◀ 4.25	◀ 4.27
◀ 4.20	**3.89**	Would choose again	◁ 4.05	◀ 4.25
3.79	**3.86**	Content & organisation	3.89	◀ 4.00
3.00 ▷	**3.13**	Connection to practice	2.89 ▶	2.88 ▶
3.60 ▶	**3.77**	Teachers	◁ 3.86	◀ 3.96
3.21 ▶	**3.63**	English	◀ 3.92	◀ 3.83
3.53 ▶	**3.81**	Counseling	3.88	3.84
3.67 ▶	**3.85**	Assessment	3.74 ▶	3.82
	3.87	Engagement & contact	3.90	◀ 4.05

Response: 168 out of 505 = 33.3%

Compared to previous years

- program in 2018 (n=103)
- INMB in 2021 (n=168)
- 95% confidence interval
- 80% confidence interval

Compared to similar programs in NL

- Netherlands

Eindhoven: Technische Innovatiewetenschapp (n=244)
VU: Science, Business & Innovation (n=72)

Compared to Bachelor program in faculty Geo

- Faculty Geo

Sociale Geografie en Planologie (n=291)
Aardwetenschappen (n=172)
Global Sustainability Science (n=195)

The UU program in 2021 is...

- ▶ probably better
- ▷ possibly better
- ◁ possibly worse
- ◀ probably worse

...than the comparison group

Bachelorprogram 56982 INMB

Natuurwetenschap en Innovatiemanagement

Natuurwetenschap en Innovatiemanagement

Content & organisation

2018	2021		Netherlands	Faculty
3.89	**3.90**	Satisfied with content	3.97	◀4.11
4.31	**4.39**	Up-to-date	4.20▶	4.33
3.77	**3.85**	Quality materials	3.88	◀4.04
◁3.76	**3.59**	Program level	◀3.84	◀3.89
3.69	**3.81**	Work methods	3.83	3.86
3.46▶	**3.82**	Can broaden/deepen	◁3.97	◀4.08
	3.83	Program coordination	3.56▶	3.73
3.39	**3.42**	Challenging	◀3.75	◀3.74
3.95▶	**4.19**	Shape your own program	4.16	◁4.29

Connection to practice

2018	2021		Netherlands	Faculty
3.26	**3.34**	Satisfied with practice	3.19▷	3.19▶
3.10	**3.26**	Skills for practice	2.98▶	2.98▶
3.04	**3.01**	Link to professionals	2.79▶	2.78▶

Teachers

2018	2021		Netherlands	Faculty
3.52▶	**3.86**	Satisfied with teachers	◀4.01	◀4.12
3.74	**3.74**	Involvement	3.74	◀3.97
3.40▶	**3.66**	Didactic skills	◀3.84	◀3.90
3.77▶	**4.10**	Content expertise	◀4.34	◀4.37
3.68	**3.77**	Practice knowledge	3.77	3.75
3.74	**3.73**	Supportive	3.67	◀3.88
3.35	**3.23**	Inspiring	◀3.57	◀3.64
	3.94	Understandable	3.96	◁4.03
	3.95	Encourage questions	3.97	◀4.12

Counseling

2018	2021		Netherlands	Faculty
3.49▷	**3.73**	Satisfied with counseling	3.74	3.77
3.64▶	**3.95**	Opportunity	3.97	3.88
3.68	**3.68**	Quality	3.80	3.79

Assessment

2018	2021		Netherlands	Faculty
3.65▷	**3.83**	Satisfied with assessment	3.67▶	3.85
3.75▷	**3.90**	Exam matches content	3.77▷	3.90
3.62▶	**3.93**	Clear criteria	3.84	3.92
3.72	**3.75**	Quality knowledge exam	3.76	◁3.86
3.60	**3.66**	Quality practice exam	3.70	3.73
	3.89	Exam form follows content	3.79▷	3.85
3.63▶	**3.98**	Feedback on exams	3.54▶	3.64▶

Engagement & contact

2018	2021		Netherlands	Faculty
3.85▷	**4.06**	Teachers reachable	4.05	◀4.27
	3.96	Feedback	3.61▶	3.80▶
	4.35	Feel safe	4.41	4.39
	3.96	Feel at home	4.01	◁4.11
	3.70	Feel inspired	◁3.84	◀4.12
	3.46	Regularly engaged	◀3.76	◀3.87
	3.20	Involved outside lessons	◀3.46	◀3.71
	3.89	Feedback appreciated	3.80	3.97
3.21▶	**4.26**	Course evaluations	4.17	4.26

General

2018	2021		Netherlands	Faculty
3.65▷	**3.83**	Information	3.80	◁3.92
3.82	**3.69**	Facilities	◀3.95	◁3.80
	2.79	Study pressure	3.21	3.08

"study pressure" is coded as: 1=too low, 3=good, 5=too high

data analysis:
Jeroen Fokker - Departement Computer Science - Utrecht University
Hossein Al Mahmoudi - UBD Teaching Policy - Utrecht University

Bachelor program 56984

Natuur- en Sterrenkunde

Nationale Studenten Enquete 2021

Universiteit Utrecht

2018	2021		Netherlands	Faculty
4.01	**4.04**	Satisfied with program	3.96	3.97
◀ 3.89	**3.61**	General skills	3.69	◁ 3.76
4.04	**3.91**	Education feasibility	3.74 ▷	3.95
4.00	**4.00**	Atmosphere	4.11	◁ 4.12
4.11	**4.23**	Would choose again	4.13	4.22
3.90 ▶	**4.13**	Content & organisation	3.95 ▶	3.96 ▶
2.87	**2.97**	Connection to practice	3.04	3.00
3.82	**3.88**	Teachers	3.88	3.89
3.81 ▷	**4.16**	English	3.89 ▶	3.80 ▶
3.83 ▷	**4.01**	Counseling	3.91	3.87 ▷
3.96	**3.97**	Assessment	3.85 ▶	3.77 ▶
	4.07	Engagement & contact	3.98 ▷	4.00

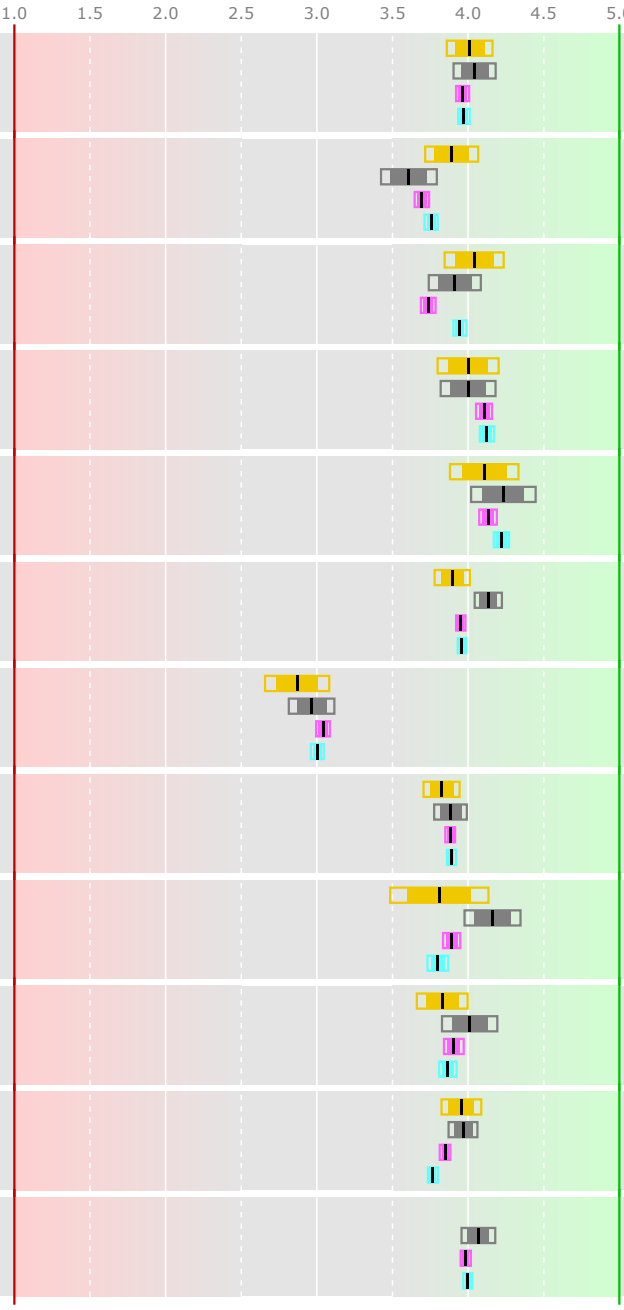

Response: 93 out of 345 = 27.0%

Compared to previous years

- program in 2018 (n=98)
- program in 2021 (n=93)
- 95% confidence interval
- 80% confidence interval

The UU program in 2021 is...

- ▶ probably better
- ▷ possibly better
- ◁ possibly worse
- ◀ probably worse

...than the comparison group

Compared to similar programs in NL

Netherlands

Leiden: Sterrenkunde (n=96)
Leiden: Natuurkunde (n=83)
Groningen: Sterrenkunde (n=67)
Groningen: Natuurkunde (n=102)
Groningen: Technische Natuurkunde (n=40)
Delft: Technische Natuurkunde (n=237)
Eindhoven: Technische Natuurkunde (n=234)
Twente: Technische Natuurkunde (n=128)
UvA: Natuur- en Sterrenkunde (joint (n=118)
Nijmegen: Natuur- en Sterrenkunde (n=139)

Compared to Bachelor program in faculty Beta

Faculty Beta

Farmacie (n=298)
Informatiekunde (n=143)
Scheikunde (n=160)
Biologie (n=406)
Informatica (n=168)
Wiskunde (n=137)

Bachelorprogram 56984

Natuur- en Sterrenkunde

Content & organisation

2018	2021		Netherlands	Faculty
4.15 ▷	**4.29**	Satisfied with content	4.19	4.14 ▷
3.39 ▶	**3.80**	Up-to-date	3.75	◀ 3.99
3.96 ▶	**4.26**	Quality materials	4.15 ▷	4.07 ▶
4.22	**4.25**	Program level	4.16	4.07 ▶
3.81	**3.81**	Work methods	3.80	3.80
3.66 ▶	**4.30**	Can broaden/deepen	4.03 ▶	3.96 ▶
	4.06	Program coordination	3.88 ▶	3.76 ▶
3.95 ▶	**4.33**	Challenging	4.22 ▷	4.00 ▶
4.07 ▷	**4.27**	Shape your own program	3.61 ▶	4.00 ▶

Connection to practice

3.12 ▷	**3.29**	Satisfied with practice	3.34	3.35
2.90	**3.05**	Skills for practice	3.14	3.15
2.99	**2.88**	Link to professionals	2.94	2.86

Teachers

3.75 ▶	**4.08**	Satisfied with teachers	3.93 ▷	4.01
3.83	**3.86**	Involvement	3.78	3.86
3.57	**3.59**	Didactic skills	3.69	◀ 3.83
4.45 ▷	**4.60**	Content expertise	4.60	4.37 ▶
3.85	**3.78**	Practice knowledge	◁ 3.92	3.88
3.71	**3.71**	Supportive	3.72	3.75
3.61	**3.73**	Inspiring	3.63	3.55 ▷
	3.69	Understandable	3.78	◀ 3.90
	4.10	Encourage questions	3.94 ▷	3.98 ▷

Counseling

2018	2021		Netherlands	Faculty
3.64 ▶	**3.92**	Satisfied with counseling	3.81	3.70 ▶
4.04	**4.04**	Opportunity	3.99	3.94
4.02	**3.98**	Quality	3.82 ▷	3.80 ▷

Assessment

3.78	**3.91**	Satisfied with assessment	3.77 ▷	3.76 ▷
3.92	**3.99**	Exam matches content	3.90 ▷	3.85 ▶
3.95 ▷	**4.11**	Clear criteria	3.93 ▶	3.85 ▶
4.05	**4.07**	Quality knowledge exam	3.93 ▷	3.82 ▶
3.90	**3.96**	Quality practice exam	3.80 ▶	3.69 ▶
	3.99	Exam form follows content	3.92	3.85 ▷
3.60	**3.68**	Feedback on exams	3.61	3.54 ▷

Engagement & contact

3.95 ▶	**4.38**	Teachers reachable	4.15 ▶	4.19 ▶
	3.73	Feedback	3.68	3.67
	4.35	Feel safe	4.37	4.33
	4.10	Feel at home	4.08	4.11
	4.06	Feel inspired	3.96	3.98
	3.98	Regularly engaged	4.00	3.93
	3.58	Involved outside lessons	3.49	3.52
	4.05	Feedback appreciated	3.93 ▷	3.97
3.74 ▶	**4.38**	Course evaluations	4.20 ▷	4.29

General

3.70 ▷	**3.92**	Information	3.88	3.88
3.88	**3.85**	Facilities	3.92	3.76
	3.36	Study pressure	3.61	3.34

"study pressure" is coded as: 1=too low, 3=good, 5=too high

data analysis:
Jeroen Fokker - Departement Computer Science - Utrecht University
Hossein Al Mahmoudi - UBD Teaching Policy - Utrecht University

Bachelor program 56986

Aardwetenschappen

Nationale Studenten Enquete 2021

Universiteit Utrecht

2018	2021		Netherlands	Faculty
◀ 4.24	**4.03**	Satisfied with program	4.08	4.00
◀ 4.04	**3.78**	General skills	◀ 3.95	◁ 3.90
3.92 ▶	**4.11**	Education feasibility	3.96 ▷	4.18
4.52	**4.47**	Atmosphere	4.44	4.15 ▶
4.39	**4.35**	Would choose again	4.22 ▷	4.13 ▶
4.02 ▷	**4.10**	Content & organisation	4.01 ▶	3.93 ▶
◁ 3.28	**3.12**	Connection to practice	◁ 3.27	2.89 ▶
3.93 ▷	**4.02**	Teachers	4.06	3.90 ▶
3.49 ▶	**3.86**	English	3.92	3.78
3.66 ▶	**3.93**	Counseling	◁ 4.05	3.80 ▷
◁ 3.90	**3.81**	Assessment	3.81	3.83
	4.07	Engagement & contact	4.10	4.01 ▷

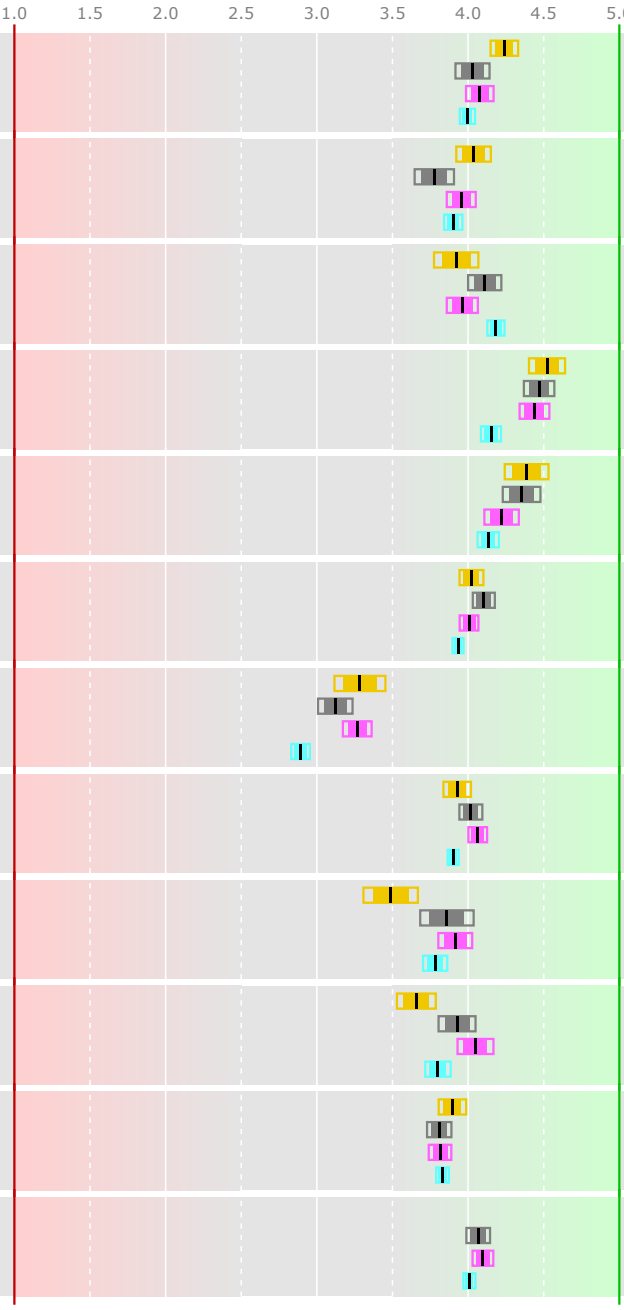

Response: 172 out of 438 = 39.3%

Compared to previous years

- program in 2018 (n=146)
- program in 2021 (n=172)
- 95% confidence interval
- 80% confidence interval

Compared to similar programs in NL

- Netherlands

Delft: Technische Aardwetenschappen (n=81)
Wageningen: Bodem, Water, Atmosfeer (n=132)
VU: Aardwetenschappen (n=59)

Compared to Bachelor program in faculty Geo

- Faculty Geo

Sociale Geografie en Planologie (n=291)
Natuurwetenschap en Innovatiemanagement (n=182)
Global Sustainability Science (n=195)

The UU program in 2021 is...

- ▶ probably better
- ▷ possibly better
- ◁ possibly worse
- ◀ probably worse

...than the comparison group

Bachelorprogram 56986

Aardwetenschappen

Content & organisation

2018	2021		Netherlands	Faculty
4.17 ▷	**4.29**	Satisfied with content	4.19 ▷	4.00 ▶
4.02 ▷	**4.15**	Up-to-date	◁ 4.26	◀ 4.38
4.05 ▶	**4.26**	Quality materials	4.12 ▶	3.94 ▶
3.99 ▶	**4.15**	Program level	4.18	3.76 ▶
4.00	**3.97**	Work methods	3.96	3.82 ▶
3.79 ▶	**4.23**	Can broaden/deepen	3.97 ▶	3.97 ▶
	3.85	Program coordination	3.91	3.72 ▷
3.77 ▶	**4.04**	Challenging	4.08	3.59 ▶
4.26	**4.19**	Shape your own program	3.55 ▶	4.27

Connection to practice

3.31	**3.25**	Satisfied with practice	◀ 3.52	3.21
3.23	**3.22**	Skills for practice	◁ 3.38	3.00 ▶
◀ 3.65	**3.03**	Link to professionals	◁ 3.16	2.79 ▶

Teachers

4.04 ▷	**4.18**	Satisfied with teachers	4.10	4.05 ▶
4.01	**4.03**	Involvement	◀ 4.24	3.90 ▷
3.89	**3.89**	Didactic skills	3.87	3.85
4.43	**4.49**	Content expertise	4.50	4.28 ▶
4.02	**4.08**	Practice knowledge	4.03	3.68 ▶
3.99	**3.92**	Supportive	3.97	3.84 ▷
◁ 3.91	**3.77**	Inspiring	3.79	3.51 ▶
	3.95	Understandable	3.99	◁ 4.03
	4.02	Encourage questions	◁ 4.13	◁ 4.12

Counseling

2018	2021		Netherlands	Faculty
3.72 ▷	**3.90**	Satisfied with counseling	3.93	3.72 ▷
3.88	**3.96**	Opportunity	◁ 4.12	3.87
3.72 ▷	**3.89**	Quality	3.98	3.73 ▷

Assessment

3.73 ▶	**3.90**	Satisfied with assessment	3.82	3.83
4.03	**3.95**	Exam matches content	3.96	3.89
3.91	**3.87**	Clear criteria	3.85	3.94
3.84	**3.95**	Quality knowledge exam	3.89	3.81 ▶
3.81	**3.78**	Quality practice exam	3.79	3.70
	3.90	Exam form follows content	3.93	3.85
◀ 3.61	**3.41**	Feedback on exams	3.47	◀ 3.79

Engagement & contact

3.89 ▶	**4.24**	Teachers reachable	4.33	4.23
	3.54	Feedback	◀ 3.73	◀ 3.91
	4.44	Feel safe	4.42	4.37
	4.27	Feel at home	4.27	4.02 ▶
	4.17	Feel inspired	4.10	4.00 ▶
	4.01	Regularly engaged	3.90	3.75 ▶
	3.72	Involved outside lessons	3.65	3.58 ▷
	3.98	Feedback appreciated	◀ 4.15	3.95
3.33 ▶	**4.26**	Course evaluations	4.35	4.27

General

3.86 ▷	**4.00**	Information	4.03	3.87 ▶
◁ 4.10	**3.97**	Facilities	3.86 ▷	3.72 ▶
	3.25	Study pressure	3.33	2.96

"study pressure" is coded as: 1=too low, 3=good, 5=too high

Reaction of program management:
We zijn blij met de evaluaties die zeer positief zijn over de inhoud van het programma en de inzet van onze docenten. Er zijn duidelijke verbeteringen sinds de laatste beoordeling in 2018 in het niveau, de diepgang, de kwaliteit en de uitdaging van de studie, evenals de beschikbaarheid van docenten en feedback. Veel individuele cijfers zijn verbeterd sinds de laatste evaluatie. Er zijn ook punten van aandacht, vooral op vaardigheden een aansluiting loopbaan. We zijn gestart met een BSc curriculumvernieuwing waarin algemene en praktische vaardigheden hernieuwde aandacht zullen krijgen. Ook zal aandacht worden besteed aan aansluiting bij loopbaanontwikkeling, met name in het kader van het nationaal sectorplan Aard- en Mileuwetenschappen. Door investeringen vanuit de studievoorschotmiddelen komt er meer aandacht voor intensief en kleinschalig onderwijs voor alle studenten.
Prof. Dr. Paul Mason
onderwijsdirecteur

data analysis:
Jeroen Fokker - Departement Computer Science - Utrecht University
Hossein Al Mahmoudi - UBD Teaching Policy - Utrecht University

Bachelor program 56987

Global Sustainability Science

Nationale Studenten Enquete 2021

Universiteit Utrecht

2018	2021		Netherlands	Faculty
◁ 4.17	**4.05**	Satisfied with program	3.98	3.99
3.88 ▷	**3.99**	General skills	3.96	3.84 ▶
3.83 ▶	**4.15**	Education feasibility	4.07	4.18
◁ 4.45	**4.32**	Atmosphere	4.28	4.18 ▶
◀ 4.47	**4.17**	Would choose again	4.05 ▷	4.18
3.95	**3.92**	Content & organisation	3.89	◁ 3.98
2.84	**2.84**	Connection to practice	◀ 3.12	◀ 2.97
3.74 ▶	**3.96**	Teachers	3.96	3.91
3.45 ▶	**4.15**	English	3.68 ▶	3.66 ▶
◁ 3.85	**3.70**	Counseling	◀ 3.96	◁ 3.87
3.71	**3.74**	Assessment	3.79	◀ 3.85
	4.13	Engagement & contact	4.03 ▶	3.98 ▶

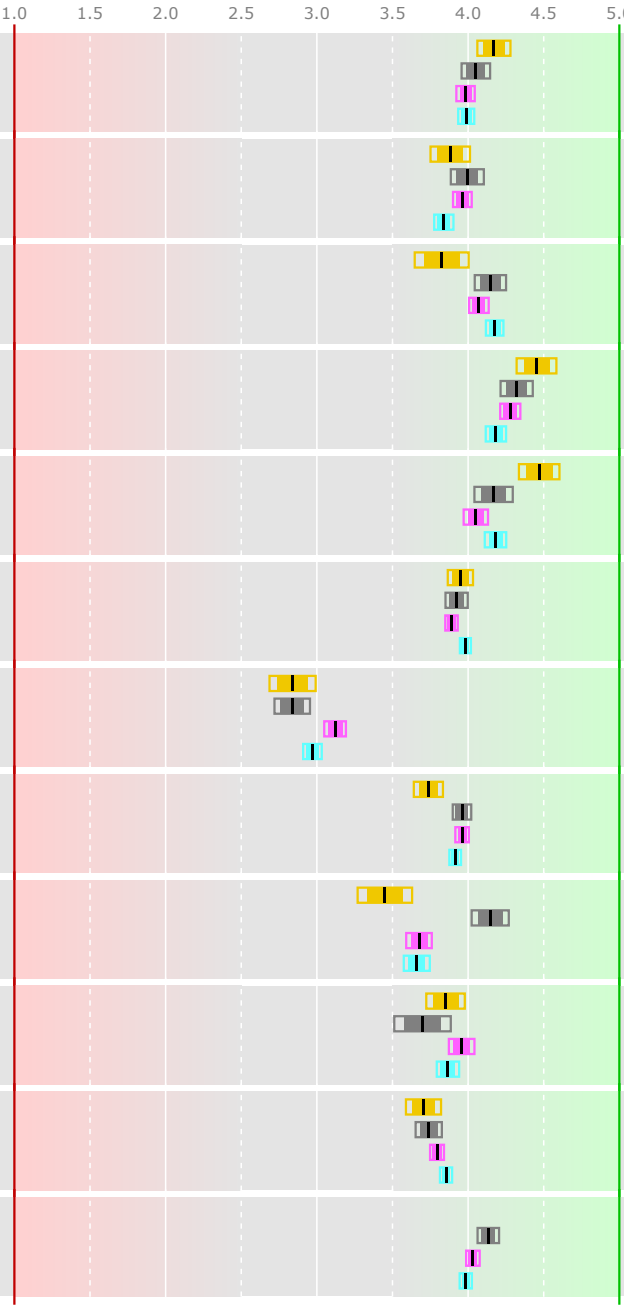

Response: 195 out of 504 = 38.7%

Compared to previous years

program in 2018 (n=129)
program in 2021 (n=195)
95% confidence interval
80% confidence interval

Compared to similar programs in NL

Netherlands

Wageningen: Internationaal Land- en Waterbe (n=123)
Wageningen: Milieuwetenschappen (n=168)
UvA: Future Planet Studies (n=177)
VU: Aarde en Economie (n=61)
OU: Milieu-natuurwetenschappen (n=61)

Compared to Bachelor program in faculty Geo

Faculty Geo

Sociale Geografie en Planologie (n=291)
Natuurwetenschap en Innovatiemanagement (n=182)
Aardwetenschappen (n=172)

The UU program in 2021 is...

▶ probably better
▷ possibly better
◁ possibly worse
◀ probably worse

...than the comparison group

Bachelorprogram 56987

Global Sustainability Science

Content & organisation

2018	2021		Netherlands	Faculty
4.01	**4.00**	Satisfied with content	4.02	4.08
4.38	**4.44**	Up-to-date	4.33 ▷	4.30 ▶
3.93	**3.94**	Quality materials	3.98	◁ 4.02
3.83	**3.73**	Program level	◁ 3.87	◀ 3.87
3.87	**3.86**	Work methods	3.87	3.85
3.69 ▶	**4.00**	Can broaden/deepen	3.81 ▶	4.03
	3.68	Program coordination	◁ 3.78	3.77
◁ 3.73	**3.56**	Challenging	◀ 3.81	◀ 3.72
4.20	**4.18**	Shape your own program	3.67 ▶	4.27

Connection to practice

2018	2021		Netherlands	Faculty
3.15	**3.22**	Satisfied with practice	◁ 3.31	3.22
2.98	**2.96**	Skills for practice	◀ 3.14	◁ 3.07
2.80	**2.72**	Link to professionals	◀ 3.10	◁ 2.87

Teachers

2018	2021		Netherlands	Faculty
3.78 ▶	**4.03**	Satisfied with teachers	4.06	4.09
3.91	**3.93**	Involvement	3.97	3.92
3.41 ▶	**3.83**	Didactic skills	3.89	3.87
4.08 ▶	**4.30**	Content expertise	4.34	4.33
3.79	**3.79**	Practice knowledge	◁ 3.92	3.75
3.84	**3.83**	Supportive	3.83	3.86
3.62	**3.69**	Inspiring	3.61	3.52 ▶
	4.01	Understandable	4.01	4.02
	4.28	Encourage questions	4.12 ▶	4.04 ▶

Counseling

2018	2021		Netherlands	Faculty
◀ 3.93	**3.62**	Satisfied with counseling	◁ 3.84	◁ 3.80
◁ 3.94	**3.77**	Opportunity	◀ 4.04	◁ 3.93
◀ 3.89	**3.63**	Quality	◀ 3.88	◁ 3.81

Assessment

2018	2021		Netherlands	Faculty
3.76	**3.76**	Satisfied with assessment	3.81	◁ 3.87
3.78	**3.80**	Exam matches content	3.88	◀ 3.94
3.65 ▶	**3.88**	Clear criteria	3.92	3.94
3.83	**3.72**	Quality knowledge exam	3.73	◀ 3.88
3.55	**3.63**	Quality practice exam	◁ 3.74	◁ 3.74
	3.82	Exam form follows content	3.82	3.88
3.53	**3.60**	Feedback on exams	3.68	◁ 3.75

Engagement & contact

2018	2021		Netherlands	Faculty
4.02 ▶	**4.27**	Teachers reachable	4.20	4.22
	3.84	Feedback	3.85	3.83
	4.41	Feel safe	4.38	4.37
	4.06	Feel at home	4.09	4.08
	4.17	Feel inspired	4.06 ▷	3.99 ▶
	3.85	Regularly engaged	3.88	3.79
	3.92	Involved outside lessons	3.66 ▶	3.51 ▶
	4.21	Feedback appreciated	3.90 ▶	3.87 ▶
3.65 ▶	**4.50**	Course evaluations	4.27 ▶	4.19 ▶

General

2018	2021		Netherlands	Faculty
3.90	**3.94**	Information	3.93	3.89
◀ 4.10	**3.75**	Facilities	◀ 3.92	3.77
	3.04	Study pressure	3.18	3.02

"study pressure" is coded as: 1=too low, 3=good, 5=too high

data analysis:
Jeroen Fokker - Departement Computer Science - Utrecht University
Hossein Al Mahmoudi - UBD Teaching Policy - Utrecht University

Bachelor program 56990

Biomedische Wetenschappen

Nationale Studenten Enquete 2021

Universiteit Utrecht

	2018	2021		Netherlands	Faculty
	4.27	**4.24**	Satisfied with program	3.92 ▶	4.16 ▷
	3.91 ▷	**4.01**	General skills	3.96	4.04
	3.50 ▶	**3.80**	Education feasibility	3.82	3.83
	4.38	**4.33**	Atmosphere	4.00 ▶	4.17 ▶
◀	4.57	**4.36**	Would choose again	4.11 ▶	◀ 4.52
	4.06 ▷	**4.11**	Content & organisation	3.89 ▶	3.92 ▶
◀	3.17	**3.00**	Connection to practice	◁ 3.09	◀ 3.85
	3.87 ▶	**4.09**	Teachers	3.83 ▶	4.06
	3.26 ▶	**3.73**	English	3.65	3.33 ▷
	3.75 ▶	**4.07**	Counseling	3.88 ▶	3.98
	3.79	**3.78**	Assessment	3.67 ▶	3.75
		4.12	Engagement & contact	3.94 ▶	4.09

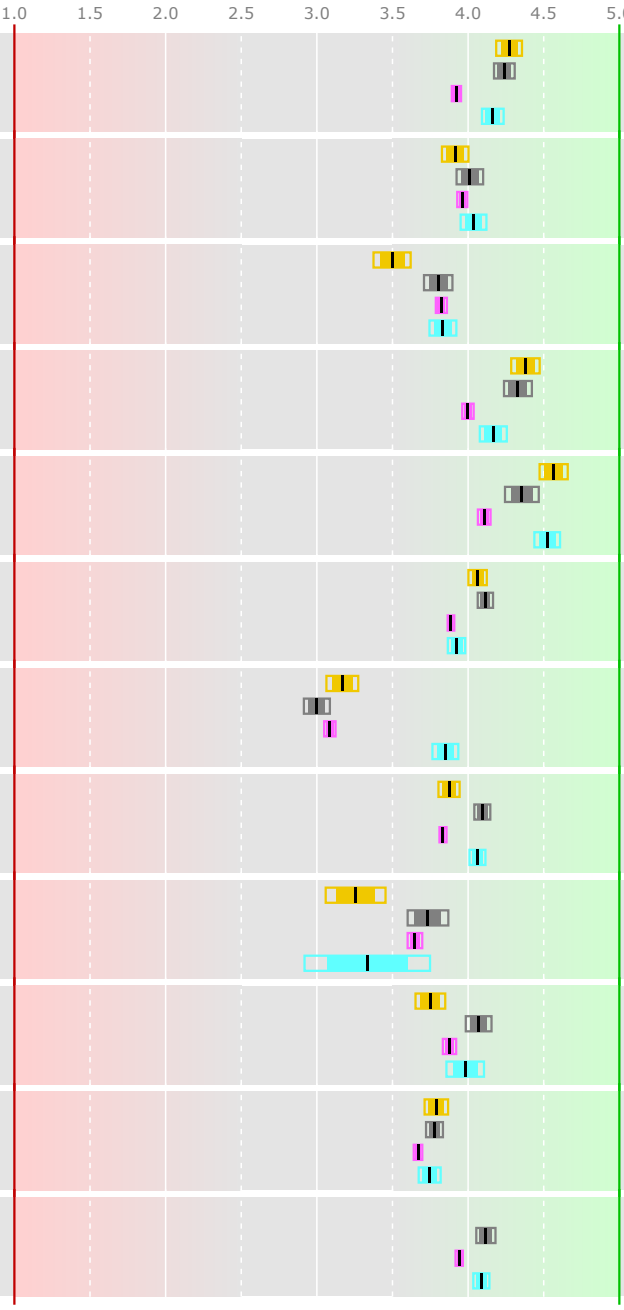

Response: 263 out of 581 = 45.3%

Compared to previous years

- program in 2018 (n=214)
- program in 2021 (n=263)
- 95% confidence interval
- 80% confidence interval

The UU program in 2021 is...

- ▶ probably better
- ▷ possibly better
- ◁ possibly worse
- ◀ probably worse

...than the comparison group

Compared to similar programs in NL

- Netherlands

Leiden: Biomedische Wetenschappen (n=154)
Groningen: Biomedische Technologie (n=58)
Eindhoven: Biomedische Technologie (n=325)
Twente: Biomedische Technologie (n=186)
Maastricht: Biomedische Wetenschappen (n=404)
UvA: Biomedische Wetenschappen (n=127)
VU: Gezondheid en Leven (n=289)
VU: Biomedical Sciences (n=197)
Nijmegen: Biomedische Wetenschappen (n=166)

Compared to Bachelor program in faculty GNK

- Faculty GNK

Geneeskunde (n=343)

Bachelorprogram 56990

Biomedische Wetenschappen

Content & organisation

2018	2021		Netherlands	Faculty
4.24 ▶	**4.36**	Satisfied with content	4.12 ▶	4.33
4.09 ▶	**4.31**	Up-to-date	4.07 ▶	4.06 ▶
4.12 ▶	**4.26**	Quality materials	4.02 ▶	4.20
4.27	**4.25**	Program level	4.01 ▶	4.29
3.95	**4.01**	Work methods	3.80 ▶	4.06
3.76 ▶	**4.00**	Can broaden/deepen	3.89 ▶	3.67 ▶
	3.76	Program coordination	3.73	◀ 4.00
3.90 ▶	**4.24**	Challenging	3.98 ▶	4.08 ▶
4.11	**4.09**	Shape your own program	3.56 ▶	3.03 ▶

Connection to practice

3.36	**3.45**	Satisfied with practice	3.39	◀ 3.99
◀ 3.34	**3.10**	Skills for practice	◁ 3.20	◀ 3.96
◀ 3.36	**2.90**	Link to professionals	2.97	◀ 3.74

Teachers

4.04 ▶	**4.18**	Satisfied with teachers	3.86 ▶	4.09 ▷
3.83 ▶	**4.07**	Involvement	3.69 ▶	3.79 ▶
3.78 ▶	**4.02**	Didactic skills	3.74 ▶	3.94 ▷
4.27 ▶	**4.53**	Content expertise	4.29 ▶	4.48
4.08 ▶	**4.29**	Practice knowledge	4.01 ▶	◀ 4.48
3.90 ▷	**3.99**	Supportive	3.65 ▶	3.79 ▶
3.74	**3.79**	Inspiring	3.46 ▶	◁ 3.88
	4.05	Understandable	3.88 ▶	4.01
	4.02	Encourage questions	3.95 ▷	◁ 4.13

Counseling

2018	2021		Netherlands	Faculty
3.72 ▶	**3.94**	Satisfied with counseling	3.78 ▶	3.81 ▷
3.96 ▶	**4.16**	Opportunity	3.97 ▶	4.10
3.95	**3.98**	Quality	3.78 ▶	3.87

Assessment

3.83	**3.81**	Satisfied with assessment	3.59 ▶	3.76
3.98	**3.91**	Exam matches content	3.74 ▶	3.84
3.72 ▷	**3.85**	Clear criteria	3.74 ▶	3.91
3.90	**3.90**	Quality knowledge exam	3.70 ▶	3.81 ▷
3.55	**3.51**	Quality practice exam	3.57	◀ 3.66
	3.91	Exam form follows content	3.74 ▶	3.86
◀ 3.72	**3.57**	Feedback on exams	3.52	3.37 ▶

Engagement & contact

3.90 ▶	**4.25**	Teachers reachable	4.05 ▶	4.14 ▷
	3.67	Feedback	3.61	3.49 ▶
	4.35	Feel safe	4.30	4.26 ▷
	4.23	Feel at home	4.00 ▶	4.30
	4.17	Feel inspired	3.98 ▶	◀ 4.35
	4.22	Regularly engaged	4.01 ▶	4.12 ▷
	3.66	Involved outside lessons	3.50 ▶	◀ 3.88
	4.08	Feedback appreciated	3.84 ▶	3.89 ▶
3.29 ▶	**4.42**	Course evaluations	4.17 ▶	4.34

General

4.03 ▷	**4.14**	Information	3.69 ▶	3.85 ▶
4.20	**4.17**	Facilities	3.75 ▶	3.93 ▶
	3.70	Study pressure	3.43	3.51

"study pressure" is coded as: 1=too low, 3=good, 5=too high

data analysis:
Jeroen Fokker - Departement Computer Science - Utrecht University
Hossein Al Mahmoudi - UBD Teaching Policy - Utrecht University

Master program 60087

Kunst- & cultuurwetenschappen

Nationale Studenten Enquete 2021

Universiteit Utrecht

2018	2021		Netherlands	Faculty
3.89	**3.78**	Satisfied with program	3.89	◀ 4.05
3.76	**3.90**	General skills	3.85	◁ 4.04
3.92	**3.88**	Education feasibility	3.85	3.92
4.18	**4.03**	Atmosphere	4.04	◁ 4.26
3.85	**3.93**	Would choose again	3.90	4.06
3.84	**3.86**	Content & organisation	3.88	◀ 4.05
3.58	**3.54**	Connection to practice	3.14 ▶	3.59
3.80 ▶	**4.11**	Teachers	4.08	◁ 4.24
4.23 ▷	**4.52**	English	4.41	4.58
3.23 ▶	**3.94**	Counseling	3.78	4.08
3.52 ▶	**3.80**	Assessment	3.86	◁ 3.98
	3.99	Engagement & contact	4.02	◁ 4.11

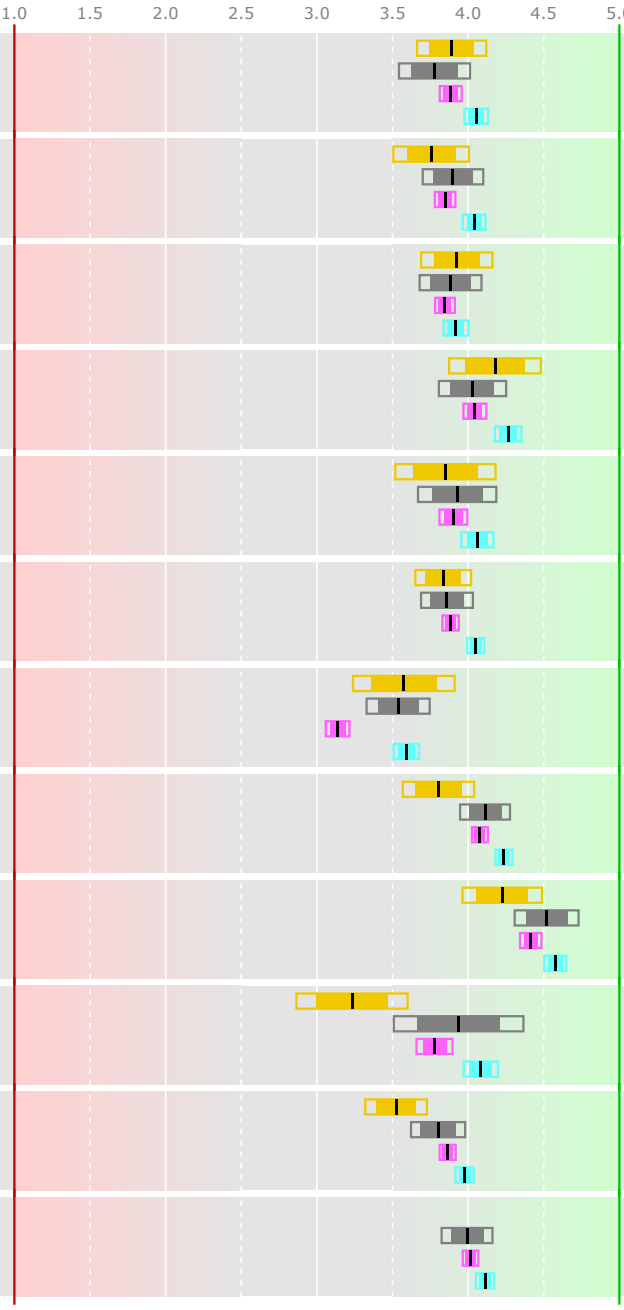

Response: 72 out of 225 = 32.0%

Compared to previous years

- program in 2018 (n=46)
- program in 2021 (n=72)
- 95% confidence interval
- 80% confidence interval

The UU program in 2021 is...

- ▶ probably better
- ▷ possibly better
- ◁ possibly worse
- ◀ probably worse

...than the comparison group

Compared to similar programs in NL

Netherlands

Leiden: Kunst- & cultuurwetenschappen (n=26)
Groningen: Kunst- & cultuurwetenschappen (n=80)
Rotterdam: Kunst- & cultuurwetenschappen (n=84)
Maastricht: Kunst- & cultuurwetenschappen (n=34)
UvA: Kunst- & cultuurwetenschappen (n=74)
UvA: Kunst- & cultuurwetenschappen (n=11)
UvA: Erfgoedstudies (n=33)
UvA: Erfgoedstudies (n=13)
VU: Kunst- & cultuurwetenschappen (n=31)
VU: Erfgoedstudies (n=12)
Nijmegen: Kunst- & cultuurwetenschappen (n=64)
Tilburg: Kunst- & cultuurwetenschappen (n=54)
OU: Kunst- & cultuurwetenschappen (n=50)

Compared to Master program in faculty GW

Faculty GW

Filosofie (research) (n=6)
Geschiedenis (research) (n=32)
Internationale betrekkingen (n=45)
Letterkunde (n=14)
Letterkunde (research) (n=13)
Taalwetenschappen (n=40)
Taalwetenschappen (research) (n=17)
Filosofie (n=21)
Theologie & Religiewetenschappen (n=11)
Kunst- & cultuurwetenschappen (research (n=53)
Mediastudies (n=24)
Mediastudies (research) (n=19)
Communicatie- & Informatiewetenschappen (n=24)
Neerlandistiek (n=12)
Neerlandistiek (research) (n=15)
Geschiedenis (n=27)
Vertaalwetenschap (n=13)

Masterprogram 60087

Kunst- & cultuurwetenschappen

Content & organisation

2018	2021		Netherlands	Faculty
3.78	**3.93**	Satisfied with content	4.03	◁4.15
4.02	**3.99**	Up-to-date	3.87	4.07
3.79▷	**4.06**	Quality materials	4.09	◁4.23
3.86▷	**4.16**	Program level	4.07	4.21
3.79	**3.80**	Work methods	3.78	◁3.97
3.95	**3.85**	Can broaden/deepen	◁4.03	◁4.07
	3.65	Program coordination	3.60	◀3.91
3.80	**3.90**	Challenging	3.96	◁4.12
◀4.15	**3.53**	Shape your own program	3.69	◀3.82

Connection to practice

2018	2021		Netherlands	Faculty
3.64	**3.50**	Satisfied with practice	3.21▶	3.61
3.38	**3.52**	Skills for practice	3.14▶	3.52
3.52	**3.55**	Link to professionals	3.14▶	3.66

Teachers

2018	2021		Netherlands	Faculty
3.80▷	**4.17**	Satisfied with teachers	4.13	◁4.35
3.81▷	**4.16**	Involvement	4.10	◁4.36
3.72▶	**4.15**	Didactic skills	4.02	4.23
4.23▷	**4.54**	Content expertise	4.51	4.60
4.05	**4.04**	Practice knowledge	3.85▷	3.96
3.58▷	**3.94**	Supportive	3.92	◁4.11
3.77	**3.87**	Inspiring	3.95	◀4.13
	4.01	Understandable	4.08	◁4.21
	4.18	Encourage questions	4.18	4.29

Counseling

2018	2021		Netherlands	Faculty
3.42▶	**4.04**	Satisfied with counseling	3.84	4.07
3.36▷	**3.92**	Opportunity	3.78	4.11
3.49▷	**3.96**	Quality	3.77	4.06

Assessment

2018	2021		Netherlands	Faculty
3.64▶	**3.99**	Satisfied with assessment	3.86▷	3.93
3.67▶	**4.02**	Exam matches content	3.94	4.10
3.12▶	**3.64**	Clear criteria	◁3.83	◁3.81
3.64▷	**3.92**	Quality knowledge exam	3.94	4.02
3.67	**3.70**	Quality practice exam	3.73	◀3.95
	3.83	Exam form follows content	3.90	◀4.08
3.53	**3.70**	Feedback on exams	3.83	◁3.91

Engagement & contact

2018	2021		Netherlands	Faculty
3.33▶	**3.89**	Teachers reachable	◀4.15	◀4.25
	3.84	Feedback	3.97	◁4.01
	4.00	Feel safe	4.16	◁4.26
	3.73	Feel at home	3.83	3.89
	4.14	Feel inspired	4.14	4.14
	4.10	Regularly engaged	4.15	4.22
	4.11	Involved outside lessons	3.90▷	3.92▷
	3.95	Feedback appreciated	3.86	4.04
3.29▶	**4.17**	Course evaluations	4.01▷	4.30

General

2018	2021		Netherlands	Faculty
3.58	**3.79**	Information	3.69	◁3.97
3.52	**3.43**	Facilities	3.46	3.55
	3.44	Study pressure	3.33	3.56

"study pressure" is coded as: 1=too low, 3=good, 5=too high

data analysis:
Jeroen Fokker - Departement Computer Science - Utrecht University
Hossein Al Mahmoudi - UBD Teaching Policy - Utrecht University

Master program 60087 AASM

Arts and Society

Kunst- & cultuurwetenschappen

Nationale Studenten Enquete 2021

Universiteit Utrecht

Response: 14 out of 38 = 36.8%

Compared to previous years

- program in 2018 (n=46)
- AASM in 2021 (n=14)
- 95% confidence interval
- 80% confidence interval

The UU program in 2021 is...

- ▶ probably better
- ▷ possibly better
- ◁ possibly worse
- ◀ probably worse

...than the comparison group

Compared to similar programs in NL

Netherlands

Leiden: Kunst- & cultuurwetenschappen (n=26)
Groningen: Kunst- & cultuurwetenschappen (n=80)
Rotterdam: Kunst- & cultuurwetenschappen (n=84)
Maastricht: Kunst- & cultuurwetenschappen (n=34)
UvA: Kunst- & cultuurwetenschappen (n=74)
UvA: Kunst- & cultuurwetenschappen (n=11)
UvA: Erfgoedstudies (n=33)
UvA: Erfgoedstudies (n=13)
VU: Kunst- & cultuurwetenschappen (n=31)
VU: Erfgoedstudies (n=12)
Nijmegen: Kunst- & cultuurwetenschappen (n=64)
Tilburg: Kunst- & cultuurwetenschappen (n=54)
OU: Kunst- & cultuurwetenschappen (n=50)

Compared to Master program in faculty GW

Faculty GW

Filosofie (research) (n=6)
Geschiedenis (research) (n=32)
Internationale betrekkingen (n=45)
Letterkunde (n=14)
Letterkunde (research) (n=13)
Taalwetenschappen (n=40)
Taalwetenschappen (research) (n=17)
Filosofie (n=21)
Theologie & Religiewetenschappen (n=11)
Kunst- & cultuurwetenschappen (research (n=53)
Mediastudies (n=24)
Mediastudies (research) (n=19)
Communicatie- & Informatiewetenschappen (n=24)
Neerlandistiek (n=12)
Neerlandistiek (research) (n=15)
Geschiedenis (n=27)
Vertaalwetenschap (n=13)

Masterprogram 60087 AASM

Arts and Society
Kunst- & cultuurwetenschappen

Content & organisation

2018	2021		Netherlands	Faculty
3.78	**3.31**	Satisfied with content	◁4.03	◀4.15
◀4.02	**3.31**	Up-to-date	◁3.87	◀4.07
3.79	**3.54**	Quality materials	◀4.09	◀4.23
3.86	**3.69**	Program level	◁4.07	◀4.21
◀3.79	**3.00**	Work methods	◀3.78	◀3.97
◀3.95	**3.08**	Can broaden/deepen	◀4.03	◀4.07
	3.08	Program coordination	◀3.60	◀3.91
3.80	**3.69**	Challenging	3.96	◁4.12
◀4.15	**3.08**	Shape your own program	◁3.69	◀3.82

Connection to practice

◀3.64	**2.85**	Satisfied with practice	3.21	◀3.61
3.38	**3.08**	Skills for practice	3.14	◁3.52
3.52	**3.46**	Link to professionals	3.14	3.66

Teachers

3.80	**3.46**	Satisfied with teachers	◁4.13	◀4.35
3.81	**3.69**	Involvement	◁4.10	◀4.36
3.72	**3.92**	Didactic skills	4.02	4.23
4.23	**4.15**	Content expertise	◁4.51	◀4.60
4.05	**3.85**	Practice knowledge	3.85	3.96
3.58	**3.46**	Supportive	◁3.92	◀4.11
◀3.77	**2.92**	Inspiring	◀3.95	◀4.13
	3.69	Understandable	◀4.08	◀4.21
	3.77	Encourage questions	4.18	◁4.29

Counseling

2018	2021		Netherlands	Faculty
3.42	**3.57**	Satisfied with counseling	3.84	4.07
3.36	**3.43**	Opportunity	3.78	◁4.11
3.49	**3.57**	Quality	3.77	4.06

Assessment

3.64	**3.62**	Satisfied with assessment	◁3.86	◁3.93
3.67	**3.69**	Exam matches content	◁3.94	◀4.10
3.12	**3.23**	Clear criteria	◁3.83	◁3.81
3.64	**3.54**	Quality knowledge exam	◁3.94	◀4.02
◁3.67	**3.23**	Quality practice exam	◀3.73	◀3.95
	3.31	Exam form follows content	◀3.90	◀4.08
3.53	**3.31**	Feedback on exams	◁3.83	◀3.91

Engagement & contact

3.33	**3.54**	Teachers reachable	◁4.15	◀4.25
	3.38	Feedback	◀3.97	◀4.01
	3.46	Feel safe	◁4.16	◁4.26
	3.00	Feel at home	◁3.83	◀3.89
	3.38	Feel inspired	◀4.14	◀4.14
	4.00	Regularly engaged	4.15	4.22
	4.00	Involved outside lessons	3.90	3.92
	3.54	Feedback appreciated	3.86	◁4.04
3.29▷	**3.77**	Course evaluations	4.01	◁4.30

General

3.58	**3.46**	Information	3.69	◁3.97
◁3.52	**3.15**	Facilities	◁3.46	◁3.55
	3.54	Study pressure	3.33	3.56

"study pressure" is coded as: 1=too low, 3=good, 5=too high

data analysis:
Jeroen Fokker - Departement Computer Science - Utrecht University
Hossein Al Mahmoudi - UBD Teaching Policy - Utrecht University

Master program 60087 APLM

Applied Musicology

Kunst- & cultuurwetenschappen

Nationale Studenten Enquete 2021

Universiteit Utrecht

2018	2021		Netherlands	Faculty
3.89	**4.00**	Satisfied with program	3.89	4.05
3.76	**3.86**	General skills	3.85	4.04
3.92	**4.00**	Education feasibility	3.85	3.92
4.18	**4.29**	Atmosphere	4.04	4.26
3.85	**4.14**	Would choose again	3.90	4.06
3.84	**4.04**	Content & organisation	3.88	4.05
3.58	**3.79**	Connection to practice	3.14 ▷	3.59
3.80	**4.05**	Teachers	4.08	4.24
4.23	**4.57**	English	4.41	4.58
3.23	**4.00**	Counseling	3.78	4.08
3.52	**3.89**	Assessment	3.86	3.98
	3.96	Engagement & contact	4.02	4.11

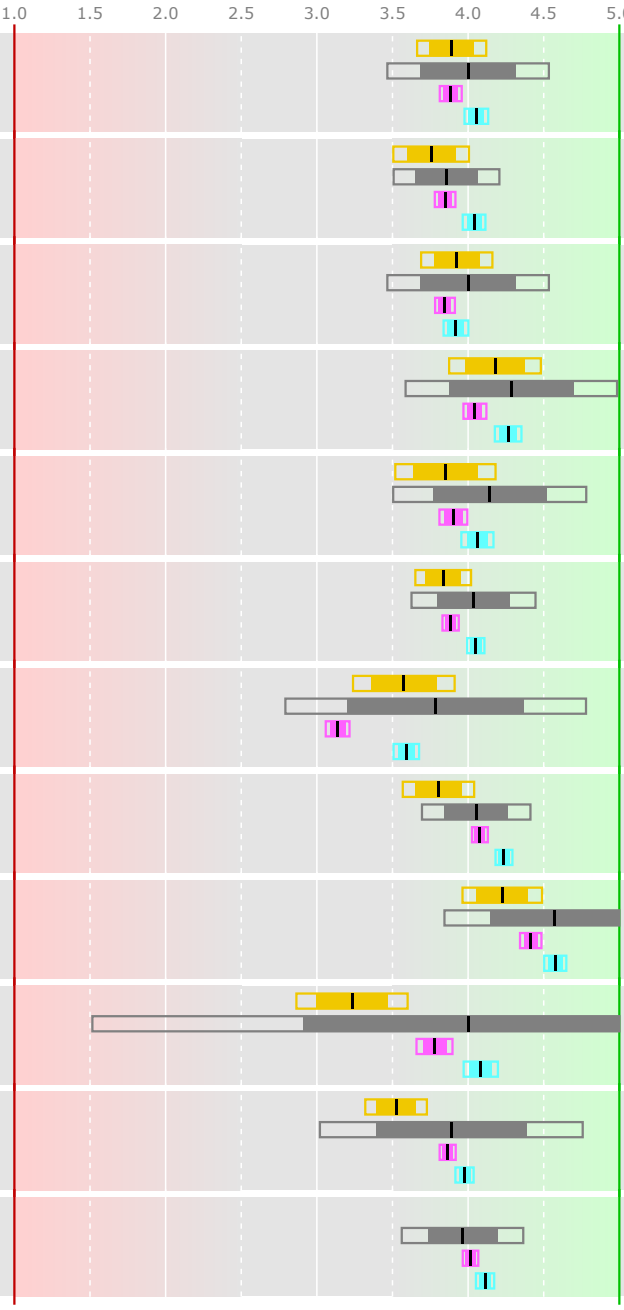

Response: 7 out of 33 = 21.2%

Compared to previous years

- program in 2018 (n=46)
- APLM in 2021 (n=7)
- 95% confidence interval
- 80% confidence interval

The UU program in 2021 is...

- ▶ probably better
- ▷ possibly better
- ◁ possibly worse
- ◀ probably worse

...than the comparison group

Compared to similar programs in NL

Netherlands

Leiden: Kunst- & cultuurwetenschappen (n=26)
Groningen: Kunst- & cultuurwetenschappen (n=80)
Rotterdam: Kunst- & cultuurwetenschappen (n=84)
Maastricht: Kunst- & cultuurwetenschappen (n=34)
UvA: Kunst- & cultuurwetenschappen (n=74)
UvA: Kunst- & cultuurwetenschappen (n=11)
UvA: Erfgoedstudies (n=33)
UvA: Erfgoedstudies (n=13)
VU: Kunst- & cultuurwetenschappen (n=31)
VU: Erfgoedstudies (n=12)
Nijmegen: Kunst- & cultuurwetenschappen (n=64)
Tilburg: Kunst- & cultuurwetenschappen (n=54)
OU: Kunst- & cultuurwetenschappen (n=50)

Compared to Master program in faculty GW

Faculty GW

Filosofie (research) (n=6)
Geschiedenis (research) (n=32)
Internationale betrekkingen (n=45)
Letterkunde (n=14)
Letterkunde (research) (n=13)
Taalwetenschappen (n=40)
Taalwetenschappen (research) (n=17)
Filosofie (n=21)
Theologie & Religiewetenschappen (n=11)
Kunst- & cultuurwetenschappen (research (n=53)
Mediastudies (n=24)
Mediastudies (research) (n=19)
Communicatie- & Informatiewetenschappen (n=24)
Neerlandistiek (n=12)
Neerlandistiek (research) (n=15)
Geschiedenis (n=27)
Vertaalwetenschap (n=13)

Masterprogram 60087 APLM

Applied Musicology
Kunst- & cultuurwetenschappen

Content & organisation

2018	2021		Netherlands	Faculty
3.78	**3.86**	Satisfied with content	4.03	◁4.15
4.02▷	**4.57**	Up-to-date	3.87▶	4.07▷
3.79	**4.00**	Quality materials	4.09	4.23
3.86▷	**4.14**	Program level	4.07	4.21
3.79	**4.14**	Work methods	3.78	3.97
3.95	**4.00**	Can broaden/deepen	4.03	4.07
	3.71	Program coordination	3.60	3.91
3.80	**3.86**	Challenging	3.96	4.12
4.15	**3.86**	Shape your own program	3.69	3.82

Connection to practice

3.64▷	**4.00**	Satisfied with practice	3.21▶	3.61▶
3.38▷	**4.00**	Skills for practice	3.14▷	3.52
3.52	**3.57**	Link to professionals	3.14	3.66

Teachers

3.80	**3.71**	Satisfied with teachers	◁4.13	◁4.35
3.81	**4.00**	Involvement	4.10	4.36
3.72	**3.86**	Didactic skills	4.02	◀4.23
4.23	**4.43**	Content expertise	4.51	4.60
4.05▷	**4.43**	Practice knowledge	3.85▶	3.96▷
3.58	**3.57**	Supportive	◁3.92	◀4.11
3.77	**3.43**	Inspiring	◀3.95	◀4.13
	4.00	Understandable	4.08	4.21
	4.71	Encourage questions	4.18▶	4.29▷

Counseling

2018	2021		Netherlands	Faculty
3.42	**4.00**	Satisfied with counseling	3.84	4.07
3.36	**4.00**	Opportunity	3.78	4.11
3.49	**4.00**	Quality	3.77	4.06

Assessment

3.64▷	**4.14**	Satisfied with assessment	3.86	3.93
3.67	**4.00**	Exam matches content	3.94	4.10
3.12▷	**4.00**	Clear criteria	3.83	3.81
3.64	**3.67**	Quality knowledge exam	3.94	4.02
3.67	**3.67**	Quality practice exam	3.73	3.95
	4.00	Exam form follows content	3.90	4.08
3.53	**4.00**	Feedback on exams	3.83	3.91

Engagement & contact

3.33	**3.00**	Teachers reachable	◁4.15	◀4.25
	4.33	Feedback	3.97▷	4.01▷
	4.67	Feel safe	4.16▷	4.26▷
	4.00	Feel at home	3.83	3.89
	3.83	Feel inspired	4.14	4.14
	3.83	Regularly engaged	4.15	4.22
	3.83	Involved outside lessons	3.90	3.92
	3.83	Feedback appreciated	3.86	4.04
3.29▶	**4.33**	Course evaluations	4.01▷	4.30

General

3.58	**3.86**	Information	3.69	3.97
3.52	**3.43**	Facilities	3.46	3.55
	3.43	Study pressure	3.33	3.56

"study pressure" is coded as: 1=too low, 3=good, 5=too high

data analysis:
Jeroen Fokker - Departement Computer Science - Utrecht University
Hossein Al Mahmoudi - UBD Teaching Policy - Utrecht University

Master program 60087 CPRF

Nationale Studenten Enquete 2021

Contemporary Theatre, Dance and Dramaturgy

Kunst- & cultuurwetenschappen

Universiteit Utrecht

2018	2021		Netherlands	Faculty
3.89	**4.25**	Satisfied with program	3.89 ▷	4.05
3.76	**4.00**	General skills	3.85	4.04
3.92	**4.17**	Education feasibility	3.85 ▷	3.92 ▷
4.18	**4.33**	Atmosphere	4.04	4.26
3.85	**4.00**	Would choose again	3.90	4.06
3.84	**4.01**	Content & organisation	3.88	4.05
3.58	**3.83**	Connection to practice	3.14 ▶	3.59
3.80 ▶	**4.49**	Teachers	4.08 ▶	4.24 ▷
4.23 ▶	**4.75**	English	4.41 ▶	4.58
3.23 ▶	**4.36**	Counseling	3.78 ▷	4.08
3.52 ▶	**4.06**	Assessment	3.86	3.98
	4.19	Engagement & contact	4.02	4.11

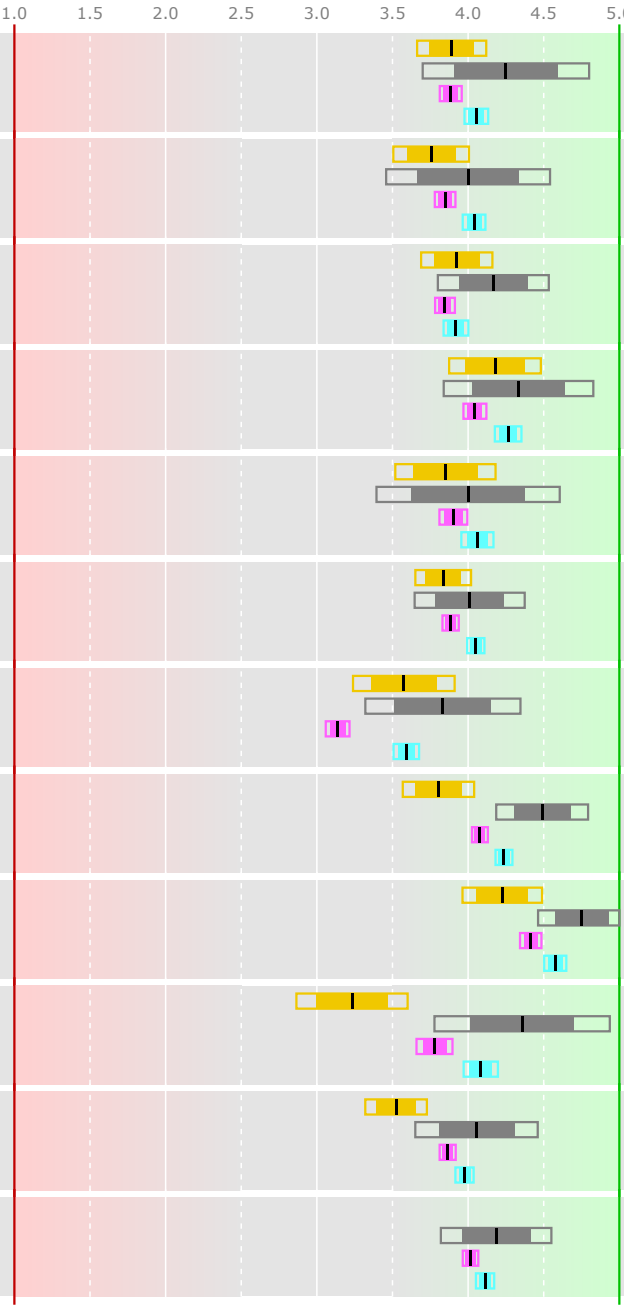

Response: 12 out of 31 = 38.7%

Compared to previous years

- program in 2018 (n=46)
- CPRF in 2021 (n=12)
- 95% confidence interval
- 80% confidence interval

The UU program in 2021 is...

- ▶ probably better
- ▷ possibly better
- ◁ possibly worse
- ◀ probably worse

...than the comparison group

Compared to similar programs in NL

Netherlands

Leiden: Kunst- & cultuurwetenschappen (n=26)
Groningen: Kunst- & cultuurwetenschappen (n=80)
Rotterdam: Kunst- & cultuurwetenschappen (n=84)
Maastricht: Kunst- & cultuurwetenschappen (n=34)
UvA: Kunst- & cultuurwetenschappen (n=74)
UvA: Kunst- & cultuurwetenschappen (n=11)
UvA: Erfgoedstudies (n=33)
UvA: Erfgoedstudies (n=13)
VU: Kunst- & cultuurwetenschappen (n=31)
VU: Erfgoedstudies (n=12)
Nijmegen: Kunst- & cultuurwetenschappen (n=64)
Tilburg: Kunst- & cultuurwetenschappen (n=54)
OU: Kunst- & cultuurwetenschappen (n=50)

Compared to Master program in faculty GW

Faculty GW

Filosofie (research) (n=6)
Geschiedenis (research) (n=32)
Internationale betrekkingen (n=45)
Letterkunde (n=14)
Letterkunde (research) (n=13)
Taalwetenschappen (n=40)
Taalwetenschappen (research) (n=17)
Filosofie (n=21)
Theologie & Religiewetenschappen (n=11)
Kunst- & cultuurwetenschappen (research (n=53)
Mediastudies (n=24)
Mediastudies (research) (n=19)
Communicatie- & Informatiewetenschappen (n=24)
Neerlandistiek (n=12)
Neerlandistiek (research) (n=15)
Geschiedenis (n=27)
Vertaalwetenschap (n=13)

Masterprogram 60087 CPRF

Contemporary Theatre, Dance and Dramaturgy
Kunst- & cultuurwetenschappen

Content & organisation

2018	2021		Netherlands	Faculty
3.78 ▷	**4.17**	Satisfied with content	4.03	4.15
4.02	**4.08**	Up-to-date	3.87	4.07
3.79 ▶	**4.25**	Quality materials	4.09	4.23
3.86 ▷	**4.33**	Program level	4.07 ▷	4.21
3.79	**3.83**	Work methods	3.78	3.97
3.95	**4.17**	Can broaden/deepen	4.03	4.07
	4.08	Program coordination	3.60 ▶	3.91
3.80	**3.83**	Challenging	3.96	4.12
◀ 4.15	**3.50**	Shape your own program	3.69	◁ 3.82

Connection to practice

3.64	**3.92**	Satisfied with practice	3.21 ▶	3.61
3.38	**3.75**	Skills for practice	3.14 ▷	3.52
3.52	**3.92**	Link to professionals	3.14 ▶	3.66

Teachers

3.80 ▶	**4.67**	Satisfied with teachers	4.13 ▶	4.35 ▷
3.81 ▶	**4.42**	Involvement	4.10 ▷	4.36
3.72 ▶	**4.50**	Didactic skills	4.02 ▶	4.23
4.23 ▶	**4.75**	Content expertise	4.51	4.60
4.05 ▶	**4.50**	Practice knowledge	3.85 ▶	3.96 ▶
3.58 ▶	**4.33**	Supportive	3.92 ▷	4.11
3.77 ▷	**4.42**	Inspiring	3.95 ▷	4.13
	4.42	Understandable	4.08 ▷	4.21
	4.58	Encourage questions	4.18 ▶	4.29 ▷

Counseling

2018	2021		Netherlands	Faculty
3.42 ▶	**4.43**	Satisfied with counseling	3.84 ▶	4.07 ▷
3.36 ▶	**4.29**	Opportunity	3.78 ▷	4.11
3.49 ▶	**4.43**	Quality	3.77 ▶	4.06 ▷

Assessment

3.64 ▷	**4.00**	Satisfied with assessment	3.86	3.93
3.67 ▷	**4.17**	Exam matches content	3.94	4.10
3.12 ▶	**4.00**	Clear criteria	3.83	3.81
3.64 ▶	**4.33**	Quality knowledge exam	3.94 ▷	4.02 ▷
3.67	**3.92**	Quality practice exam	3.73	3.95
	3.92	Exam form follows content	3.90	4.08
3.53 ▷	**4.00**	Feedback on exams	3.83	3.91

Engagement & contact

3.33 ▶	**4.25**	Teachers reachable	4.15	4.25
	4.00	Feedback	3.97	4.01
	4.17	Feel safe	4.16	4.26
	3.75	Feel at home	3.83	3.89
	4.33	Feel inspired	4.14	4.14
	4.17	Regularly engaged	4.15	4.22
	4.25	Involved outside lessons	3.90 ▷	3.92
	4.33	Feedback appreciated	3.86 ▶	4.04 ▷
3.29 ▶	**4.42**	Course evaluations	4.01 ▶	4.30

General

3.58 ▶	**4.33**	Information	3.69 ▶	3.97 ▷
3.52	**3.42**	Facilities	3.46	3.55
	3.50	Study pressure	3.33	3.56

"study pressure" is coded as: 1=too low, 3=good, 5=too high

data analysis:
Jeroen Fokker - Departement Computer Science - Utrecht University
Hossein Al Mahmoudi - UBD Teaching Policy - Utrecht University

Master program 60087 GSTM

Gender Studies

Kunst- & cultuurwetenschappen

Nationale Studenten Enquete 2021

Universiteit Utrecht

2018	2021		Netherlands	Faculty
3.89	**3.88**	Satisfied with program	3.89	4.05
3.76	**3.88**	General skills	3.85	4.04
3.92	**4.07**	Education feasibility	3.85	3.92
4.18	**3.93**	Atmosphere	4.04	4.26
3.85	**4.20**	Would choose again	3.90	4.06
3.84	**4.05**	Content & organisation	3.88	4.05
3.58	**3.29**	Connection to practice	3.14	3.59
3.80	**4.01**	Teachers	4.08	4.24
4.23	**4.23**	English	4.41	4.58
3.23	**3.60**	Counseling	3.78	4.08
3.52	**3.73**	Assessment	3.86	3.98
	4.09	Engagement & contact	4.02	4.11

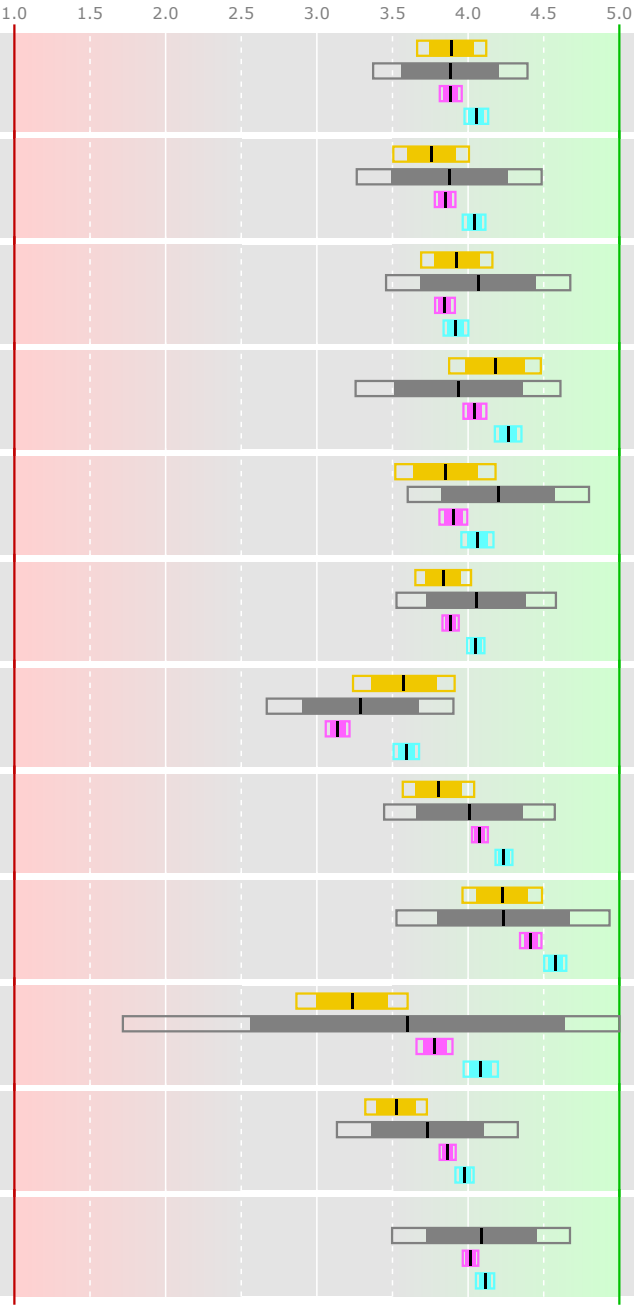

Response: 17 out of 65 = 26.2%

Compared to previous years

- program in 2018 (n=46)
- GSTM in 2021 (n=17)
- 95% confidence interval
- 80% confidence interval

The UU program in 2021 is...

- ▶ probably better
- ▷ possibly better
- ◁ possibly worse
- ◀ probably worse

...than the comparison group

Compared to similar programs in NL

Netherlands

Leiden: Kunst- & cultuurwetenschappen (n=26)
Groningen: Kunst- & cultuurwetenschappen (n=80)
Rotterdam: Kunst- & cultuurwetenschappen (n=84)
Maastricht: Kunst- & cultuurwetenschappen (n=34)
UvA: Kunst- & cultuurwetenschappen (n=74)
UvA: Kunst- & cultuurwetenschappen (n=11)
UvA: Erfgoedstudies (n=33)
UvA: Erfgoedstudies (n=13)
VU: Kunst- & cultuurwetenschappen (n=31)
VU: Erfgoedstudies (n=12)
Nijmegen: Kunst- & cultuurwetenschappen (n=64)
Tilburg: Kunst- & cultuurwetenschappen (n=54)
OU: Kunst- & cultuurwetenschappen (n=50)

Compared to Master program in faculty GW

Faculty GW

Filosofie (research) (n=6)
Geschiedenis (research) (n=32)
Internationale betrekkingen (n=45)
Letterkunde (n=14)
Letterkunde (research) (n=13)
Taalwetenschappen (n=40)
Taalwetenschappen (research) (n=17)
Filosofie (n=21)
Theologie & Religiewetenschappen (n=11)
Kunst- & cultuurwetenschappen (research (n=53)
Mediastudies (n=24)
Mediastudies (research) (n=19)
Communicatie- & Informatiewetenschappen (n=24)
Neerlandistiek (n=12)
Neerlandistiek (research) (n=15)
Geschiedenis (n=27)
Vertaalwetenschap (n=13)

Masterprogram 60087 GSTM

Gender Studies
Kunst- & cultuurwetenschappen

Content & organisation

2018	2021		Netherlands	Faculty
3.78	**4.12**	Satisfied with content	4.03	4.15
4.02	**4.20**	Up-to-date	3.87	4.07
3.79 ▷	**4.20**	Quality materials	4.09	4.23
3.86 ▷	**4.27**	Program level	4.07	4.21
3.79	**4.00**	Work methods	3.78	3.97
3.95	**4.07**	Can broaden/deepen	4.03	4.07
	3.79	Program coordination	3.60	3.91
3.80 ▷	**4.29**	Challenging	3.96	4.12
4.15	**3.79**	Shape your own program	3.69	3.82

Connection to practice

3.64	**3.44**	Satisfied with practice	3.21	3.61
3.38	**3.36**	Skills for practice	3.14	3.52
3.52	**3.21**	Link to professionals	3.14	◁ 3.66

Teachers

3.80	**4.19**	Satisfied with teachers	4.13	4.35
3.81	**4.14**	Involvement	4.10	4.36
3.72	**3.93**	Didactic skills	4.02	4.23
4.23	**4.43**	Content expertise	4.51	4.60
4.05	**3.71**	Practice knowledge	3.85	3.96
3.58	**3.93**	Supportive	3.92	4.11
3.77 ▷	**4.29**	Inspiring	3.95	4.13
	3.64	Understandable	◁ 4.08	◁ 4.21
	4.00	Encourage questions	4.18	4.29

Counseling

2018	2021		Netherlands	Faculty
3.42	**3.71**	Satisfied with counseling	3.84	4.07
3.36	**3.60**	Opportunity	3.78	4.11
3.49	**3.60**	Quality	3.77	4.06

Assessment

3.64	**3.93**	Satisfied with assessment	3.86	3.93
3.67	**4.00**	Exam matches content	3.94	4.10
3.12	**3.46**	Clear criteria	3.83	3.81
3.64	**3.92**	Quality knowledge exam	3.94	4.02
3.67	**3.69**	Quality practice exam	3.73	3.95
	3.69	Exam form follows content	3.90	◁ 4.08
3.53	**3.62**	Feedback on exams	3.83	3.91

Engagement & contact

3.33 ▷	**3.85**	Teachers reachable	4.15	4.25
	3.69	Feedback	3.97	4.01
	3.92	Feel safe	4.16	4.26
	3.85	Feel at home	3.83	3.89
	4.54	Feel inspired	4.14	4.14
	4.15	Regularly engaged	4.15	4.22
	4.38	Involved outside lessons	3.90 ▷	3.92 ▷
	4.00	Feedback appreciated	3.86	4.04
3.29 ▶	**4.38**	Course evaluations	4.01	4.30

General

3.58	**3.88**	Information	3.69	3.97
◁ 3.52	**3.12**	Facilities	◁ 3.46	◁ 3.55
	3.00	Study pressure	3.33	3.56

"study pressure" is coded as: 1=too low, 3=good, 5=too high

data analysis:
Jeroen Fokker - Departement Computer Science - Utrecht University
Hossein Al Mahmoudi - UBD Teaching Policy - Utrecht University

Master program 60087 KUNM

Kunstgeschiedenis

Kunst- & cultuurwetenschappen

Nationale Studenten Enquete 2021

Universiteit Utrecht

2018	2021		Netherlands	Faculty
3.89	**3.82**	Satisfied with program	3.89	4.05
3.76	**4.00**	General skills	3.85	4.04
3.92	**3.86**	Education feasibility	3.85	3.92
4.18	**4.14**	Atmosphere	4.04	4.26
3.85	**4.14**	Would choose again	3.90	4.06
3.84	**3.93**	Content & organisation	3.88	4.05
3.58	**3.62**	Connection to practice	3.14 ▶	3.59
3.80 ▶	**4.25**	Teachers	4.08 ▷	4.24
4.23	**4.43**	English	4.41	4.58
3.23 ▷	**4.75**	Counseling	3.78 ▷	4.08
3.52 ▶	**3.95**	Assessment	3.86	3.98
	4.11	Engagement & contact	4.02	4.11

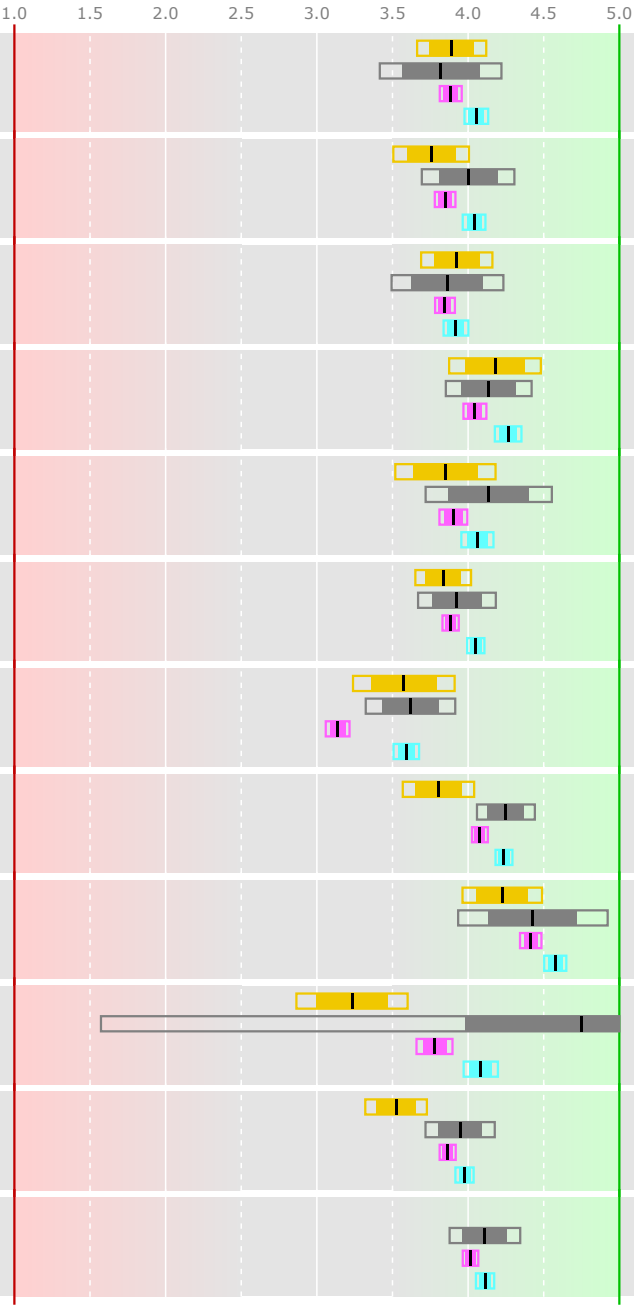

Response: 22 out of 58 = 37.9%

Compared to previous years

- program in 2018 (n=46)
- KUNM in 2021 (n=22)
- 95% confidence interval
- 80% confidence interval

The UU program in 2021 is...

- ▶ probably better
- ▷ possibly better
- ◁ possibly worse
- ◀ probably worse

...than the comparison group

Compared to similar programs in NL

Netherlands

Leiden: Kunst- & cultuurwetenschappen (n=26)
Groningen: Kunst- & cultuurwetenschappen (n=80)
Rotterdam: Kunst- & cultuurwetenschappen (n=84)
Maastricht: Kunst- & cultuurwetenschappen (n=34)
UvA: Kunst- & cultuurwetenschappen (n=74)
UvA: Kunst- & cultuurwetenschappen (n=11)
UvA: Erfgoedstudies (n=33)
UvA: Erfgoedstudies (n=13)
VU: Kunst- & cultuurwetenschappen (n=31)
VU: Erfgoedstudies (n=12)
Nijmegen: Kunst- & cultuurwetenschappen (n=64)
Tilburg: Kunst- & cultuurwetenschappen (n=54)
OU: Kunst- & cultuurwetenschappen (n=50)

Compared to Master program in faculty GW

Faculty GW

Filosofie (research) (n=6)
Geschiedenis (research) (n=32)
Internationale betrekkingen (n=45)
Letterkunde (n=14)
Letterkunde (research) (n=13)
Taalwetenschappen (n=40)
Taalwetenschappen (research) (n=17)
Filosofie (n=21)
Theologie & Religiewetenschappen (n=11)
Kunst- & cultuurwetenschappen (research (n=53)
Mediastudies (n=24)
Mediastudies (research) (n=19)
Communicatie- & Informatiewetenschappen (n=24)
Neerlandistiek (n=12)
Neerlandistiek (research) (n=15)
Geschiedenis (n=27)
Vertaalwetenschap (n=13)

Masterprogram 60087 KUNM

Kunstgeschiedenis
Kunst- & cultuurwetenschappen

Content & organisation

2018	2021		Netherlands	Faculty
3.78	**4.05**	Satisfied with content	4.03	4.15
4.02	**4.00**	Up-to-date	3.87	4.07
3.79 ▶	**4.18**	Quality materials	4.09	4.23
3.86 ▶	**4.27**	Program level	4.07 ▷	4.21
3.79	**4.00**	Work methods	3.78 ▷	3.97
3.95	**3.95**	Can broaden/deepen	4.03	4.07
	3.64	Program coordination	3.60	◁ 3.91
3.80	**3.82**	Challenging	3.96	◁ 4.12
◀ 4.15	**3.55**	Shape your own program	3.69	◁ 3.82

Connection to practice

3.64	**3.55**	Satisfied with practice	3.21 ▷	3.61
3.38	**3.62**	Skills for practice	3.14 ▶	3.52
3.52	**3.62**	Link to professionals	3.14 ▶	3.66

Teachers

3.80 ▶	**4.45**	Satisfied with teachers	4.13 ▶	4.35
3.81 ▶	**4.38**	Involvement	4.10 ▷	4.36
3.72 ▶	**4.33**	Didactic skills	4.02 ▷	4.23
4.23 ▶	**4.76**	Content expertise	4.51 ▶	4.60 ▷
4.05	**4.00**	Practice knowledge	3.85	3.96
3.58 ▶	**4.14**	Supportive	3.92 ▷	4.11
3.77	**4.00**	Inspiring	3.95	4.13
	4.24	Understandable	4.08	4.21
	4.14	Encourage questions	4.18	4.29

Counseling

2018	2021		Netherlands	Faculty
3.42 ▶	**5.00**	Satisfied with counseling	3.84 ▶	4.07 ▶
3.36 ▷	**5.00**	Opportunity	3.78 ▶	4.11 ▶
3.49	**4.50**	Quality	3.77	4.06

Assessment

3.64 ▶	**4.18**	Satisfied with assessment	3.86 ▶	3.93 ▶
3.67 ▶	**4.15**	Exam matches content	3.94 ▷	4.10
3.12 ▶	**3.70**	Clear criteria	3.83	3.81
3.64 ▷	**4.00**	Quality knowledge exam	3.94	4.02
3.67	**3.89**	Quality practice exam	3.73	3.95
	4.16	Exam form follows content	3.90 ▷	4.08
3.53	**3.74**	Feedback on exams	3.83	3.91

Engagement & contact

3.33 ▶	**4.21**	Teachers reachable	4.15	4.25
	4.00	Feedback	3.97	4.01
	4.11	Feel safe	4.16	4.26
	4.05	Feel at home	3.83	3.89
	4.37	Feel inspired	4.14 ▷	4.14 ▷
	4.16	Regularly engaged	4.15	4.22
	4.00	Involved outside lessons	3.90	3.92
	4.00	Feedback appreciated	3.86	4.04
3.29 ▶	**4.11**	Course evaluations	4.01	4.30

General

3.58	**3.59**	Information	3.69	◁ 3.97
3.52	**3.82**	Facilities	3.46 ▷	3.55 ▷
	3.64	Study pressure	3.33	3.56

"study pressure" is coded as: 1=too low, 3=good, 5=too high

data analysis:
Jeroen Fokker - Departement Computer Science - Utrecht University
Hossein Al Mahmoudi - UBD Teaching Policy - Utrecht University

Master program 60099

Onderwijswetenschappen

Nationale Studenten Enquete 2021

Universiteit Utrecht

	2018	2021		Netherlands	Faculty
	◁ 3.94	**3.78**	Satisfied with program	3.84	◁ 3.91
	3.91	**3.98**	General skills	3.81 ▷	3.85 ▷
	3.67	**3.69**	Education feasibility	◀ 3.98	3.80
	4.13	**4.00**	Atmosphere	3.77 ▶	3.98
	4.08	**3.94**	Would choose again	3.95	4.00
	3.85	**3.81**	Content & organisation	3.81	3.82
	3.64	**3.68**	Connection to practice	3.36 ▶	3.76
	3.62 ▶	**3.83**	Teachers	3.84	◀ 4.07
	2.80 ▶	**3.38**	English	◀ 3.95	◀ 4.07
	3.47 ▷	**3.88**	Counseling	3.79	3.89
	3.70	**3.72**	Assessment	3.83	3.79
		3.97	Engagement & contact	3.92	4.02

Response: 51 out of 147 = 34.7%

Compared to previous years

- program in 2018 (n=87)
- program in 2021 (n=51)
- 95% confidence interval
- 80% confidence interval

The UU program in 2021 is...

- ▶ probably better
- ▷ possibly better
- ◁ possibly worse
- ◀ probably worse

...than the comparison group

Compared to similar programs in NL

Netherlands

Groningen: Onderwijswetenschappen (n=26)
Twente: Educational Science and Technol (n=40)
Maastricht: Health Professions Education (n=19)
UvA: Onderwijswetenschappen (n=35)
Nijmegen: Onderwijswetenschappen (n=40)
OU: Onderwijswetenschappen (n=134)

Compared to Master program in faculty FSW

Faculty FSW

Cultural Anthropology: Sociocultural Tr (n=11)
Social & Health Psychology (research) (n=13)
Development and Socialisation in Childh (n=20)
Methodology and Statistics for the Beha (n=26)
Neuroscience and Cognition (n=58)
Communicatie en Educatie van de Natuurw (n=19)
Talenonderwijs en Communicatie (n=34)
Culturele Antropologie (n=21)
Algemene Sociale Wetenschappen (n=57)
Mens- en Maatschappijonderwijs en Commu (n=1)
Sociology and Social Research (research (n=11)
Educational Sciences: Learning in Inter (n=10)
Sociologie (n=17)
Psychology (n=223)
Pedagogische Wetenschappen (n=120)
Migration, Ethnic relations and Multicu (n=7)
Leraar VHO in de Bètawetenschappen (n=5)
Leraar VHO in de Taal- en cultuurwetens (n=4)
Leraar VHO in de Mens- en Maatschappijw (n=3)
Educatie en Communicatie in de Mens- en (n=19)

Masterprogram 60099

Onderwijswetenschappen

Content & organisation

2018	2021		Netherlands	Faculty
3.93	**4.06**	Satisfied with content	3.90 ▷	3.93 ▷
3.73	**3.84**	Up-to-date	◁ 4.00	3.96
3.98	**4.02**	Quality materials	3.97	3.99
4.25	**4.10**	Program level	3.99	4.04
3.79	**3.82**	Work methods	3.76	3.73
3.61	**3.51**	Can broaden/deepen	◁ 3.71	◁ 3.74
	3.69	Program coordination	3.59	3.63
3.80 ▷	**4.04**	Challenging	3.83 ▷	3.88 ▷
3.56	**3.47**	Shape your own program	3.66	3.57

Connection to practice

3.74	**3.81**	Satisfied with practice	3.44 ▶	3.67
3.56	**3.64**	Skills for practice	3.48	3.74
3.54	**3.72**	Link to professionals	3.24 ▶	3.79

Teachers

3.87	**3.90**	Satisfied with teachers	3.97	◀ 4.15
3.63 ▷	**3.85**	Involvement	3.84	◁ 4.07
3.49 ▷	**3.72**	Didactic skills	3.69	◀ 4.00
4.10	**4.23**	Content expertise	4.33	◁ 4.44
3.76	**3.57**	Practice knowledge	3.69	◀ 4.09
3.57 ▶	**3.87**	Supportive	3.77	3.90
3.51	**3.38**	Inspiring	◁ 3.57	◀ 3.78
	4.00	Understandable	3.91	4.06
	4.02	Encourage questions	3.96	◁ 4.17

Counseling

2018	2021		Netherlands	Faculty
3.47 ▷	**3.75**	Satisfied with counseling	3.75	3.78
3.74	**3.88**	Opportunity	3.74	3.93
3.66	**3.88**	Quality	3.85	3.86

Assessment

3.60	**3.59**	Satisfied with assessment	3.70	3.71
3.71	**3.79**	Exam matches content	3.89	3.87
3.82 ▷	**4.04**	Clear criteria	3.86 ▷	3.72 ▶
3.72	**3.70**	Quality knowledge exam	◁ 3.87	3.82
3.55	**3.36**	Quality practice exam	◀ 3.67	◀ 3.75
	3.57	Exam form follows conten	◀ 3.86	◀ 3.83
3.66	**3.83**	Feedback on exams	3.79	3.75

Engagement & contact

3.78 ▷	**4.04**	Teachers reachable	4.02	4.16
	3.96	Feedback	3.85	3.88
	3.93	Feel safe	4.07	◁ 4.16
	3.85	Feel at home	3.80	3.79
	3.74	Feel inspired	◁ 3.99	◁ 4.00
	4.33	Regularly engaged	4.00 ▶	4.09 ▶
	3.72	Involved outside lessons	3.86	3.82
	3.87	Feedback appreciated	3.73	4.00
3.26 ▶	**4.30**	Course evaluations	4.03 ▶	4.23

General

3.76 ▷	**3.94**	Information	3.79 ▷	3.72 ▶
3.83	**3.71**	Facilities	3.69	3.53 ▷
	3.76	Study pressure	3.22	3.45

"study pressure" is coded as: 1=too low, 3=good, 5=too high

Reaction of program management:
We are happy that many students completed the National Student Survey this year. And we are even more happy how you evaluated the Educational Sciences master programme. Given the difficult circumstances created by the COVID-19 pandemic, we are happy to learn you are generally happy with the programme, the atmosphere within the programme and the content of the programme.

data analysis:
Jeroen Fokker - Departement Computer Science - Utrecht University
Hossein Al Mahmoudi - UBD Teaching Policy - Utrecht University

Master program 60128

Filosofie (research)

Nationale Studenten Enquete 2021

Universiteit Utrecht

2018	2021		Netherlands	Faculty
4.14	**4.33**	Satisfied with program	3.98 ▷	4.01 ▷
◁ 4.57	**4.17**	General skills	4.13	4.02
◁ 4.83	**4.33**	Education feasibility	3.87 ▷	3.91 ▷
4.29	**4.67**	Atmosphere	4.30 ▷	4.22 ▷
4.17	**4.33**	Would choose again	4.18	4.04
4.21	**4.12**	Content & organisation	4.07	4.02
3.61	**3.42**	Connection to practice	3.19	3.59
4.31	**4.44**	Teachers	4.15 ▷	4.21 ▷
◁ 5.00	**4.50**	English	4.72	4.57
3.83	**4.30**	Counseling	3.87	4.06
3.67	**4.06**	Assessment	3.95	3.95
	4.31	Engagement & contact	4.14	4.09

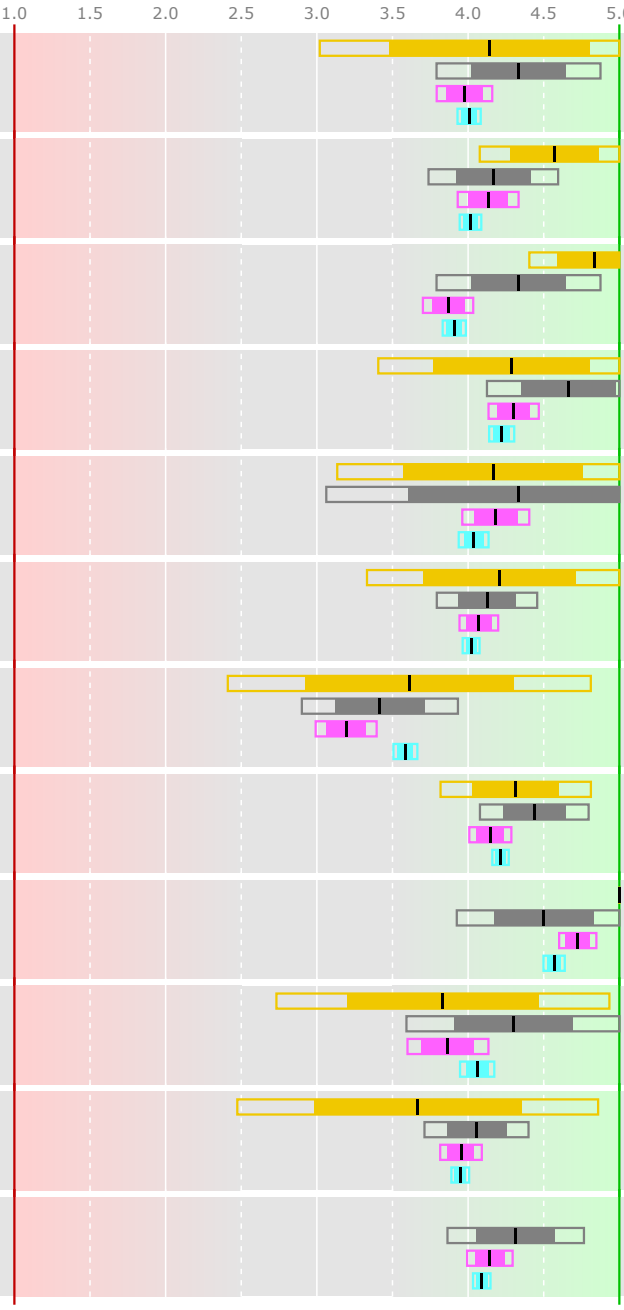

Response: 6 out of 25 = 24.0%

Compared to previous years

- program in 2018 (n=7)
- program in 2021 (n=6)
- 95% confidence interval
- 80% confidence interval

The UU program in 2021 is...

- ▶ probably better
- ▷ possibly better
- ◁ possibly worse
- ◀ probably worse

...than the comparison group

Compared to similar programs in NL

Netherlands

Groningen: Filosofie (research) (n=12)
Rotterdam: Filosofie (research) (n=16)
UvA: Filosofie (research) (n=20)
Nijmegen: Filosofie (research) (n=35)

Compared to Master program in faculty GW

Faculty GW

Kunst- & cultuurwetenschappen (n=72)
Geschiedenis (research) (n=32)
Internationale betrekkingen (n=45)
Letterkunde (n=14)
Letterkunde (research) (n=13)
Taalwetenschappen (n=40)
Taalwetenschappen (research) (n=17)
Filosofie (n=21)
Theologie & Religiewetenschappen (n=11)
Kunst- & cultuurwetenschappen (research (n=53)
Mediastudies (n=24)
Mediastudies (research) (n=19)
Communicatie- & Informatiewetenschappen (n=24)
Neerlandistiek (n=12)
Neerlandistiek (research) (n=15)
Geschiedenis (n=27)
Vertaalwetenschap (n=13)

Masterprogram 60128

Filosofie (research)

Content & organisation

2018	2021		Netherlands	Faculty
4.00	**4.17**	Satisfied with content	4.18	4.11
4.33	**4.33**	Up-to-date	4.00	4.06
4.33	**4.00**	Quality materials	◀4.27	◀4.20
4.33	**4.33**	Program level	4.32	4.20
◁4.33	**3.67**	Work methods	3.91	3.95
3.83	**4.67**	Can broaden/deepen	4.25▷	4.03▶
	3.67	Program coordination	3.58	3.87
3.83	**4.00**	Challenging	4.19	4.09
3.83	**4.33**	Shape your own program	4.05	3.77▷

Connection to practice

4.00	**3.67**	Satisfied with practice	3.51	3.59
3.50	**3.67**	Skills for practice	3.42	3.52
3.33	**3.17**	Link to professionals	2.96	◀3.65

Teachers

4.00	**4.50**	Satisfied with teachers	4.31	4.32
4.33▷	**4.83**	Involvement	4.14▶	4.32▶
4.17	**4.50**	Didactic skills	4.01▷	4.22
4.17	**4.50**	Content expertise	4.60	4.59
4.33	**4.00**	Practice knowledge	3.98	3.98
4.33	**4.33**	Supportive	3.88▷	4.08
4.50	**4.33**	Inspiring	4.09	4.08
	4.33	Understandable	4.19	4.18
	4.67	Encourage questions	4.30▷	4.27▷

Counseling

2018	2021		Netherlands	Faculty
4.14	**4.20**	Satisfied with counseling	3.87	4.06
3.83	**4.20**	Opportunity	3.89	4.08
4.00	**4.40**	Quality	3.84▷	4.04

Assessment

4.00	**4.00**	Satisfied with assessment	3.84▷	3.94▷
3.83	**4.17**	Exam matches content	4.16	4.09
3.33	**4.00**	Clear criteria	3.72	3.78
3.83	**4.33**	Quality knowledge exam	4.06	4.00▷
3.67	**3.83**	Quality practice exam	3.90	3.91
	4.00	Exam form follows content	4.05	4.04
4.00	**4.00**	Feedback on exams	3.83	3.88

Engagement & contact

4.00	**4.67**	Teachers reachable	4.13▷	4.18
	4.17	Feedback	3.99	3.98
	4.50	Feel safe	4.18	4.21
	3.67	Feel at home	3.86	3.87
	4.33	Feel inspired	4.23	4.13
	4.17	Regularly engaged	4.49	4.20
	4.33	Involved outside lessons	4.31	3.94▷
	4.50	Feedback appreciated	4.03▷	4.02▷
4.20	**4.50**	Course evaluations	4.09▷	4.28

General

4.43	**4.00**	Information	3.78	3.94
◁4.14	**3.33**	Facilities	3.69	3.53
	3.33	Study pressure	3.56	3.54

"study pressure" is coded as: 1=too low, 3=good, 5=too high

Reaction of program management:
We are once again very happy with the very positive response we receive on our program. We are especially happy with the gradings of the quality of the program and the teachers. We also notice that the possibilities the program has created for students to specialize or to study more broadly is appreciated. We will continue on this road and keep on working on a high quality program.
Lucien van Liere, Director of Education

data analysis:
Jeroen Fokker - Departement Computer Science - Utrecht University
Hossein Al Mahmoudi - UBD Teaching Policy - Utrecht University

Master program 60139

Geschiedenis (research)

Nationale Studenten Enquete 2021

Universiteit Utrecht

2018	2021		Netherlands	Faculty
4.14	**3.94**	Satisfied with program	4.02	4.02
4.11	**3.97**	General skills	4.11	4.02
3.96	**3.97**	Education feasibility	4.02	3.91
4.26	**4.06**	Atmosphere	4.08	4.24
4.31	**4.00**	Would choose again	4.25	4.04
4.03	**3.93**	Content & organisation	◀ 4.25	4.03
3.03 ▷	**3.45**	Connection to practice	3.05 ▶	3.59
4.14 ▷	**4.43**	Teachers	4.31	4.20 ▶
4.11 ▶	**4.69**	English	4.44 ▶	4.56 ▷
3.81 ▷	**4.29**	Counseling	4.27	4.05
4.25	**3.99**	Assessment	4.09	3.95
	4.06	Engagement & contact	◁ 4.31	4.10

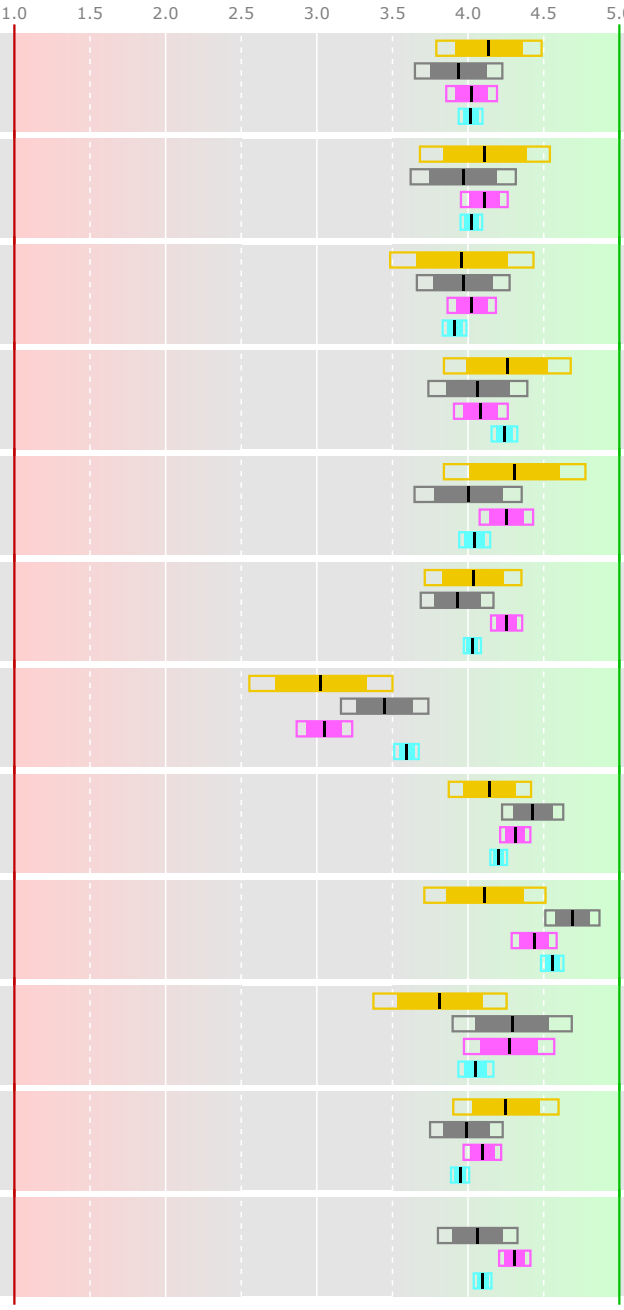

Response: 32 out of 115 = 27.8%

Compared to previous years

- program in 2018 (n=29)
- program in 2021 (n=32)
- 95% confidence interval
- 80% confidence interval

The UU program in 2021 is...

- ▶ probably better
- ▷ possibly better
- ◁ possibly worse
- ◀ probably worse

...than the comparison group

Compared to similar programs in NL

Netherlands

Leiden: Geschiedenis (research) (n=34)
Groningen: Geschiedenis (research) (n=17)
Groningen: Internationale Betrekkingen (re (n=14)
UvA: Geschiedenis (research) (n=21)

Compared to Master program in faculty GW

Faculty GW

Kunst- & cultuurwetenschappen (n=72)
Filosofie (research) (n=6)
Internationale betrekkingen (n=45)
Letterkunde (n=14)
Letterkunde (research) (n=13)
Taalwetenschappen (n=40)
Taalwetenschappen (research) (n=17)
Filosofie (n=21)
Theologie & Religiewetenschappen (n=11)
Kunst- & cultuurwetenschappen (research (n=53)
Mediastudies (n=24)
Mediastudies (research) (n=19)
Communicatie- & Informatiewetenschappen (n=24)
Neerlandistiek (n=12)
Neerlandistiek (research) (n=15)
Geschiedenis (n=27)
Vertaalwetenschap (n=13)

Masterprogram 60139

Geschiedenis (research)

Content & organisation

2018	2021		Netherlands	Faculty
3.96	**4.00**	Satisfied with content	4.20	4.12
3.85	**3.55**	Up-to-date	◀4.02	◀4.10
◀4.52	**4.06**	Quality materials	◀4.39	4.21
4.15	**4.10**	Program level	◀4.46	4.21
4.19	**4.10**	Work methods	4.01	3.93▷
4.31	**4.10**	Can broaden/deepen	◁4.47	4.03
	3.39	Program coordination	◁3.75	◀3.90
4.19	**4.00**	Challenging	◁4.36	4.10
4.35	**4.13**	Shape your own program	◀4.57	3.75▶

Connection to practice

3.04	**3.39**	Satisfied with practice	3.32	◁3.61
3.12	**3.38**	Skills for practice	3.16	3.53
2.96▷	**3.52**	Link to professionals	2.94▶	3.65

Teachers

4.22▶	**4.65**	Satisfied with teachers	4.37▶	4.29▶
4.30	**4.59**	Involvement	4.42	4.31▷
3.85▷	**4.34**	Didactic skills	4.22	4.21
4.67	**4.62**	Content expertise	4.68	4.58
3.92	**4.24**	Practice knowledge	3.95▷	3.96▶
4.15	**4.28**	Supportive	4.21	4.07▷
3.96▷	**4.41**	Inspiring	4.29	4.06▶
	4.38	Understandable	4.34	4.17▷
	4.55	Encourage questions	4.36▷	4.25▶

Counseling

2018	2021		Netherlands	Faculty
3.96	**4.29**	Satisfied with counseling	4.15	4.05▷
4.04	**4.17**	Opportunity	4.29	4.08
3.96▷	**4.42**	Quality	4.25	4.02▷

Assessment

4.22	**3.97**	Satisfied with assessment	3.99	3.93
4.22	**4.10**	Exam matches content	4.26	4.09
◁4.15	**3.69**	Clear criteria	3.83	3.79
◁4.33	**4.03**	Quality knowledge exam	◁4.24	4.00
◁4.30	**3.90**	Quality practice exam	4.07	3.91
	4.24	Exam form follows content	4.16	4.03▷
3.96	**3.97**	Feedback on exams	4.01	3.87

Engagement & contact

4.37	**4.39**	Teachers reachable	4.38	4.18▷
	4.11	Feedback	4.28	3.97
	4.14	Feel safe	◁4.43	4.22
	3.71	Feel at home	◀4.25	3.88
	4.00	Feel inspired	◁4.37	4.15
	4.25	Regularly engaged	4.49	4.20
	3.68	Involved outside lessons	◀4.32	◁3.97
	4.00	Feedback appreciated	4.09	4.03
3.33▶	**4.29**	Course evaluations	4.17	4.28

General

3.81	**3.74**	Information	3.68	3.95
◀4.15	**3.42**	Facilities	◁3.69	3.54
	3.57	Study pressure	3.35	3.54

"study pressure" is coded as: 1=too low, 3=good, 5=too high

data analysis:
Jeroen Fokker - Departement Computer Science - Utrecht University
Hossein Al Mahmoudi - UBD Teaching Policy - Utrecht University

Master program 60139 HIST

History

Geschiedenis (research)

Nationale Studenten Enquete 2021

Universiteit Utrecht

2018	2021		Netherlands	Faculty
◁ 4.14	**3.70**	Satisfied with program	◁ 4.02	◁ 4.02
4.11	**3.70**	General skills	4.11	4.02
◁ 3.96	**3.40**	Education feasibility	◀ 4.02	◀ 3.91
◁ 4.26	**3.60**	Atmosphere	◁ 4.08	◀ 4.24
◁ 4.31	**3.50**	Would choose again	◁ 4.25	◁ 4.04
4.03	**3.77**	Content & organisation	◁ 4.25	4.03
3.03	**3.15**	Connection to practice	3.05	◁ 3.59
4.14	**4.11**	Teachers	4.31	4.20
4.11 ▷	**4.50**	English	4.44	4.56
3.81 ▷	**4.67**	Counseling	4.27	4.05 ▷
◁ 4.25	**3.68**	Assessment	◁ 4.09	3.95
	3.63	Engagement & contact	◀ 4.31	◁ 4.10

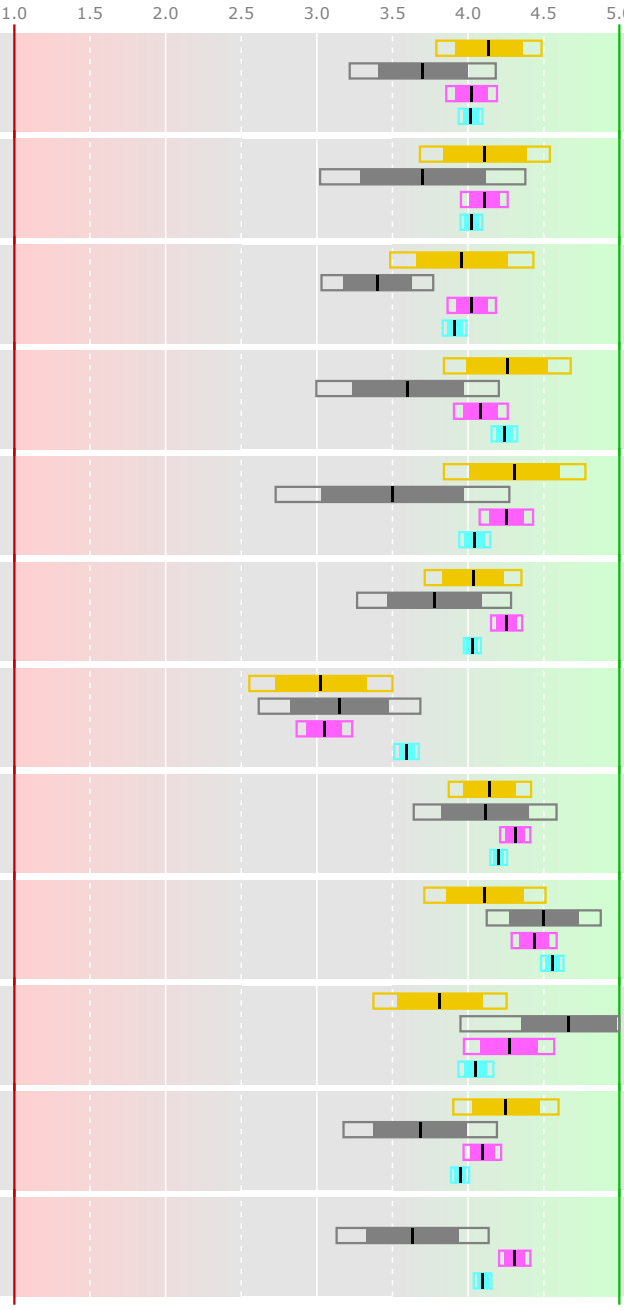

Response: 10 out of 49 = 20.4%

Compared to previous years

- program in 2018 (n=29)
- HIST in 2021 (n=10)
- 95% confidence interval
- 80% confidence interval

The UU program in 2021 is...

- ▶ probably better
- ▷ possibly better
- ◁ possibly worse
- ◀ probably worse

...than the comparison group

Compared to similar programs in NL

Netherlands

Leiden: Geschiedenis (research) (n=34)
Groningen: Geschiedenis (research) (n=17)
Groningen: Internationale Betrekkingen (re (n=14)
UvA: Geschiedenis (research) (n=21)

Compared to Master program in faculty GW

Faculty GW

Kunst- & cultuurwetenschappen (n=72)
Filosofie (research) (n=6)
Internationale betrekkingen (n=45)
Letterkunde (n=14)
Letterkunde (research) (n=13)
Taalwetenschappen (n=40)
Taalwetenschappen (research) (n=17)
Filosofie (n=21)
Theologie & Religiewetenschappen (n=11)
Kunst- & cultuurwetenschappen (research (n=53)
Mediastudies (n=24)
Mediastudies (research) (n=19)
Communicatie- & Informatiewetenschappen (n=24)
Neerlandistiek (n=12)
Neerlandistiek (research) (n=15)
Geschiedenis (n=27)
Vertaalwetenschap (n=13)

Masterprogram 60139 HIST

History
Geschiedenis (research)

Content & organisation

2018	2021		Netherlands	Faculty
3.96	**3.80**	Satisfied with content	◁4.20	4.12
3.85	**3.50**	Up-to-date	◁4.02	◀4.10
◀4.52	**3.80**	Quality materials	◀4.39	◁4.21
4.15	**4.00**	Program level	◁4.46	4.21
4.19	**4.00**	Work methods	4.01	3.93
4.31	**4.00**	Can broaden/deepen	◁4.47	4.03
	3.20	Program coordination	◁3.75	◁3.90
4.19	**3.90**	Challenging	◁4.36	4.10
◁4.35	**3.80**	Shape your own program	◀4.57	3.75

Connection to practice

3.04	**3.10**	Satisfied with practice	3.32	◁3.61
3.12	**3.20**	Skills for practice	3.16	3.53
2.96	**3.10**	Link to professionals	2.94	◁3.65

Teachers

4.22▷	**4.60**	Satisfied with teachers	4.37	4.29▷
4.30	**4.10**	Involvement	4.42	4.31
3.85	**4.00**	Didactic skills	4.22	4.21
◁4.67	**4.30**	Content expertise	◁4.68	4.58
3.92	**4.00**	Practice knowledge	3.95	3.96
4.15	**3.90**	Supportive	4.21	4.07
3.96	**4.10**	Inspiring	4.29	4.06
	4.20	Understandable	4.34	4.17
	4.30	Encourage questions	4.36	4.25

Counseling

2018	2021		Netherlands	Faculty
3.96	**4.33**	Satisfied with counseling	4.15	4.05
4.04	**4.33**	Opportunity	4.29	4.08
3.96▶	**5.00**	Quality	4.25▶	4.02▶

Assessment

4.22	**3.80**	Satisfied with assessment	3.99	3.93
◁4.22	**3.70**	Exam matches content	◁4.26	◁4.09
◁4.15	**3.30**	Clear criteria	◁3.83	3.79
◁4.33	**3.80**	Quality knowledge exam	◁4.24	4.00
◀4.30	**3.60**	Quality practice exam	◁4.07	◁3.91
	4.00	Exam form follows content	4.16	4.03
3.96	**3.70**	Feedback on exams	4.01	3.87

Engagement & contact

◁4.37	**3.90**	Teachers reachable	◁4.38	4.18
	3.80	Feedback	◁4.28	3.97
	3.80	Feel safe	◀4.43	◁4.22
	3.30	Feel at home	◀4.25	◁3.88
	3.50	Feel inspired	◀4.37	◁4.15
	3.90	Regularly engaged	◁4.49	4.20
	3.00	Involved outside lessons	◀4.32	◀3.97
	3.60	Feedback appreciated	◁4.09	4.03
3.33▷	**3.90**	Course evaluations	4.17	◁4.28

General

◁3.81	**3.10**	Information	◁3.68	◁3.95
◀4.15	**2.90**	Facilities	◀3.69	◁3.54
	4.00	Study pressure	3.35	3.54

"study pressure" is coded as: 1=too low, 3=good, 5=too high

data analysis:
Jeroen Fokker - Departement Computer Science - Utrecht University
Hossein Al Mahmoudi - UBD Teaching Policy - Utrecht University

Master program 60139 OAMM

Nationale Studenten Enquete 2021

Ancient, Medieval and Renaissance Studies

Geschiedenis (research)

Universiteit Utrecht

2018	2021		Netherlands	Faculty
4.14	**4.05**	Satisfied with program	4.02	4.02
4.11	**4.10**	General skills	4.11	4.02
3.96	**4.24**	Education feasibility	4.02	3.91 ▷
4.26	**4.29**	Atmosphere	4.08	4.24
4.31	**4.24**	Would choose again	4.25	4.04
4.03	**4.00**	Content & organisation	◁ 4.25	4.03
3.03 ▷	**3.61**	Connection to practice	3.05 ▶	3.59
4.14 ▶	**4.59**	Teachers	4.31 ▶	4.20 ▶
4.11 ▶	**4.79**	English	4.44 ▶	4.56 ▶
3.81	**4.17**	Counseling	4.27	4.05
4.25	**4.15**	Assessment	4.09	3.95 ▷
	4.30	Engagement & contact	4.31	4.10 ▷

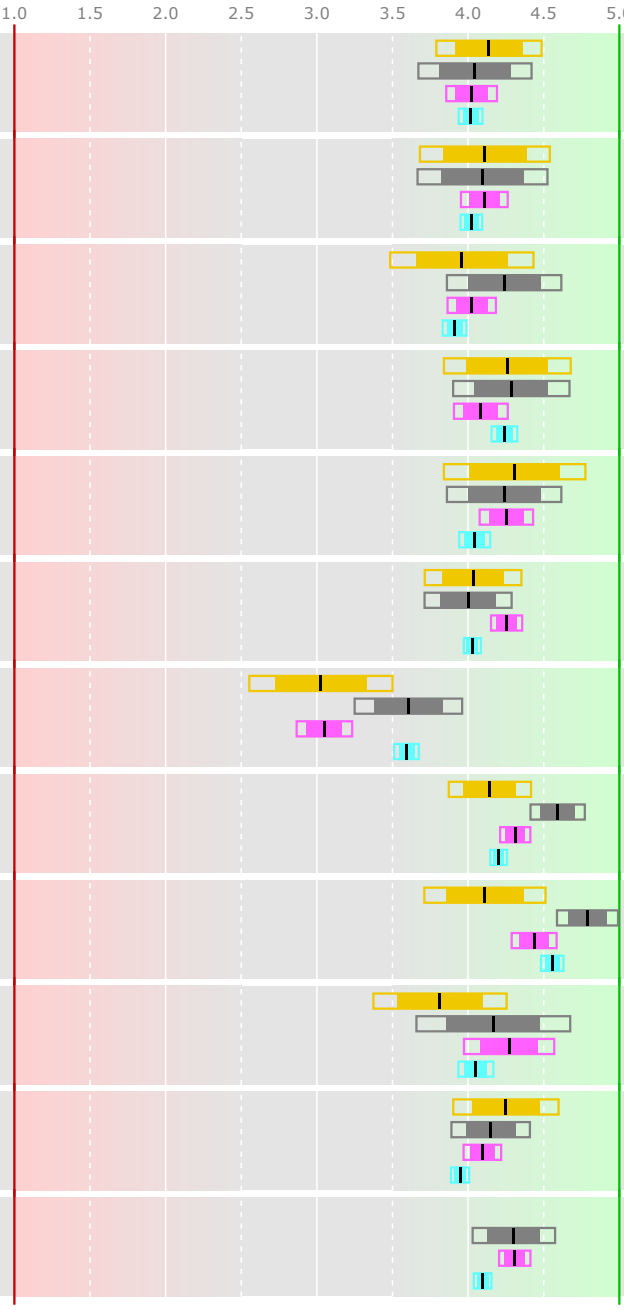

Response: 22 out of 66 = 33.3%

Compared to previous years

- program in 2018 (n=29)
- OAMM in 2021 (n=22)
- 95% confidence interval
- 80% confidence interval

The UU program in 2021 is...

- ▶ probably better
- ▷ possibly better
- ◁ possibly worse
- ◀ probably worse

...than the comparison group

Compared to similar programs in NL

Netherlands

Leiden: Geschiedenis (research) (n=34)
Groningen: Geschiedenis (research) (n=17)
Groningen: Internationale Betrekkingen (re (n=14)
UvA: Geschiedenis (research) (n=21)

Compared to Master program in faculty GW

Faculty GW

Kunst- & cultuurwetenschappen (n=72)
Filosofie (research) (n=6)
Internationale betrekkingen (n=45)
Letterkunde (n=14)
Letterkunde (research) (n=13)
Taalwetenschappen (n=40)
Taalwetenschappen (research) (n=17)
Filosofie (n=21)
Theologie & Religiewetenschappen (n=11)
Kunst- & cultuurwetenschappen (research (n=53)
Mediastudies (n=24)
Mediastudies (research) (n=19)
Communicatie- & Informatiewetenschappen (n=24)
Neerlandistiek (n=12)
Neerlandistiek (research) (n=15)
Geschiedenis (n=27)
Vertaalwetenschap (n=13)

Masterprogram 60139 OAMM

Ancient, Medieval and Renaissance Studies Geschiedenis (research)

Content & organisation

2018	2021		Netherlands	Faculty
3.96	**4.10**	Satisfied with content	4.20	4.12
3.85	**3.57**	Up-to-date	◀4.02	◀4.10
◁4.52	**4.19**	Quality materials	4.39	4.21
4.15	**4.14**	Program level	◁4.46	4.21
4.19	**4.14**	Work methods	4.01	3.93▷
4.31	**4.14**	Can broaden/deepen	◁4.47	4.03
	3.48	Program coordination	3.75	◁3.90
4.19	**4.05**	Challenging	4.36	4.10
4.35	**4.29**	Shape your own program	◁4.57	3.75▶

Connection to practice

2018	2021		Netherlands	Faculty
3.04▷	**3.52**	Satisfied with practice	3.32	3.61
3.12	**3.47**	Skills for practice	3.16▷	3.53
2.96▶	**3.74**	Link to professionals	2.94▶	3.65

Teachers

2018	2021		Netherlands	Faculty
4.22▶	**4.67**	Satisfied with teachers	4.37▶	4.29▶
4.30▶	**4.84**	Involvement	4.42▶	4.31▶
3.85▶	**4.53**	Didactic skills	4.22▷	4.21▶
4.67	**4.79**	Content expertise	4.68	4.58▷
3.92▷	**4.37**	Practice knowledge	3.95▶	3.96▶
4.15▷	**4.47**	Supportive	4.21▷	4.07▶
3.96▶	**4.58**	Inspiring	4.29▷	4.06▶
	4.47	Understandable	4.34	4.17▷
	4.68	Encourage questions	4.36▶	4.25▶

Counseling

2018	2021		Netherlands	Faculty
3.96	**4.27**	Satisfied with counseling	4.15	4.05
4.04	**4.11**	Opportunity	4.29	4.08
3.96	**4.22**	Quality	4.25	4.02

Assessment

2018	2021		Netherlands	Faculty
4.22	**4.05**	Satisfied with assessment	3.99	3.93
4.22	**4.32**	Exam matches content	4.26	4.09▷
4.15	**3.89**	Clear criteria	3.83	3.79
4.33	**4.16**	Quality knowledge exam	4.24	4.00
4.30	**4.05**	Quality practice exam	4.07	3.91
	4.37	Exam form follows content	4.16	4.03▶
3.96	**4.11**	Feedback on exams	4.01	3.87▷

Engagement & contact

2018	2021		Netherlands	Faculty
4.37▷	**4.67**	Teachers reachable	4.38▷	4.18▶
	4.28	Feedback	4.28	3.97▶
	4.33	Feel safe	4.43	4.22
	3.94	Feel at home	4.25	3.88
	4.28	Feel inspired	4.37	4.15
	4.44	Regularly engaged	4.49	4.20▷
	4.06	Involved outside lessons	◁4.32	3.97
	4.22	Feedback appreciated	4.09	4.03
3.33▶	**4.50**	Course evaluations	4.17▷	4.28▷

General

2018	2021		Netherlands	Faculty
3.81	**4.05**	Information	3.68▶	3.95
◁4.15	**3.67**	Facilities	3.69	3.54
	3.35	Study pressure	3.35	3.54

"study pressure" is coded as: 1=too low, 3=good, 5=too high

data analysis:
Jeroen Fokker - Departement Computer Science - Utrecht University
Hossein Al Mahmoudi - UBD Teaching Policy - Utrecht University

Master program 60166

Human Geography and Planning (research)

Nationale Studenten Enquete 2021

Universiteit Utrecht

2018	2021		Netherlands	Faculty
3.75 ▷	**4.20**	Satisfied with program	3.84 ▶	3.89 ▷
3.75	**4.00**	General skills	4.02	3.92
3.68 ▷	**4.20**	Education feasibility	3.60 ▶	3.95
4.04	**4.20**	Atmosphere	3.85 ▷	4.06
3.75	**4.10**	Would choose again	3.81	4.01
3.54 ▷	**3.98**	Content & organisation	3.89	3.86
2.57 ▶	**3.20**	Connection to practice	3.34	3.33
3.61 ▶	**4.26**	Teachers	4.08	3.96 ▶
4.21	**4.50**	English	4.58	4.25 ▷
3.13 ▷	**4.25**	Counseling	4.01	3.79
3.17 ▶	**3.97**	Assessment	3.74 ▷	3.73 ▷
	4.12	Engagement & contact	3.99	3.99

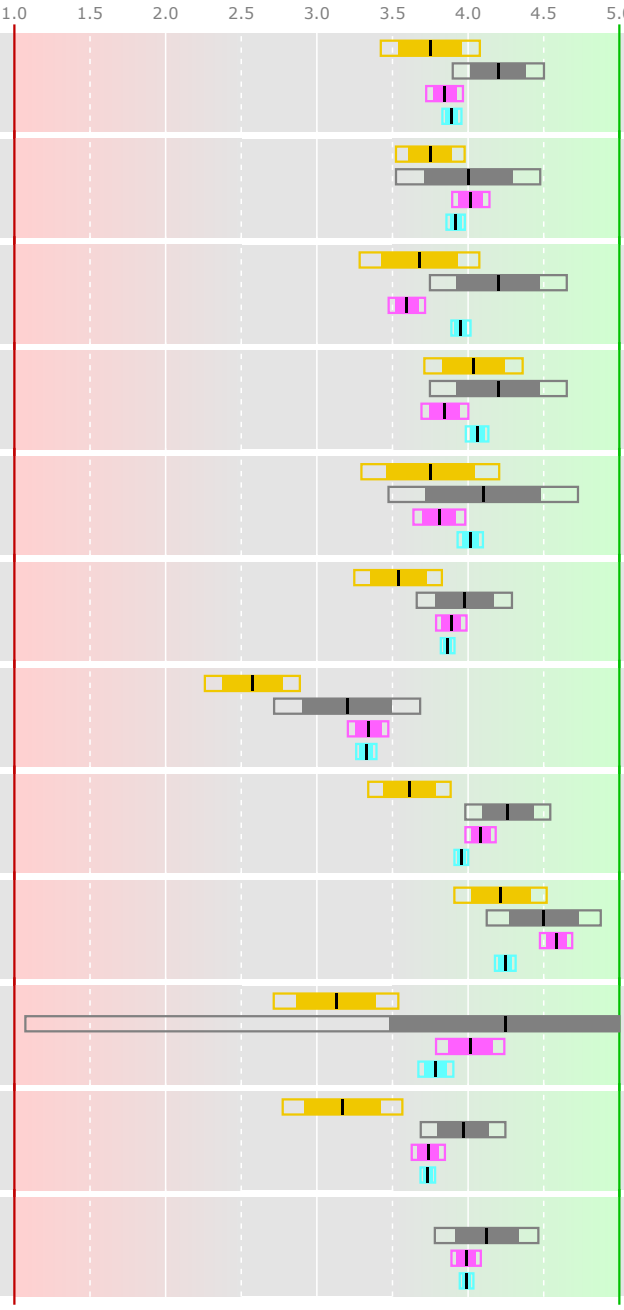

Response: 10 out of 29 = 34.5%

Compared to previous years

- program in 2018 (n=28)
- program in 2021 (n=10)
- 95% confidence interval
- 80% confidence interval

The UU program in 2021 is...

- ▶ probably better
- ▷ possibly better
- ◁ possibly worse
- ◀ probably worse

...than the comparison group

Compared to similar programs in NL

Netherlands

Utrecht: Cultural Anthropology: Sociocul (n=11)
Utrecht: Sociology and Social Research ((n=11)
Utrecht: Migration, Ethnic relations and (n=7)
Groningen: Spatial Sciences (research) (n=10)
Maastricht: European Studies (research) (n=14)
UvA: Social Sciences (research) (n=39)
UvA: Urban Studies (research) (n=20)
UvA: International Development Studi (n=21)
Nijmegen: Social and Cultural Science: Co (n=10)
Tilburg: Social and Behavioural Sciences (n=24)

Compared to Master program in faculty Geo

Faculty Geo

Science and Innovation (n=112)
Development Studies (n=38)
Geographical Sciences (n=32)
Environmental Sciences (n=154)
Energy Science (n=31)
Sociale Geografie (n=37)
Planologie (n=18)
Earth Sciences (n=167)

Masterprogram 60166

Human Geography and Planning (research)

Content & organisation

2018	2021		Netherlands	Faculty
3.68	**3.90**	Satisfied with content	3.93	4.02
3.50 ▷	**4.10**	Up-to-date	3.93	4.12
3.82 ▶	**4.40**	Quality materials	4.09 ▷	4.00 ▶
3.64 ▶	**4.10**	Program level	4.12	4.00
3.57 ▷	**3.90**	Work methods	3.67 ▷	3.78
4.04	**4.10**	Can broaden/deepen	4.07	3.85
	3.80	Program coordination	3.44	3.67
3.64 ▷	**4.10**	Challenging	4.01	3.89
◁ 4.11	**3.30**	Shape your own program	3.77	3.61

Connection to practice

2.96 ▷	**3.30**	Satisfied with practice	◁ 3.54	3.48
2.76 ▶	**3.50**	Skills for practice	3.53	3.31
2.60	**2.90**	Link to professionals	3.15	3.35

Teachers

3.71 ▶	**4.30**	Satisfied with teachers	4.03 ▷	4.07 ▷
3.61 ▷	**4.20**	Involvement	4.15	3.98
3.61 ▶	**4.20**	Didactic skills	4.00	3.88 ▶
3.96 ▶	**4.70**	Content expertise	4.55	4.40 ▷
3.38 ▶	**4.30**	Practice knowledge	4.05	3.76 ▶
3.61 ▷	**4.00**	Supportive	3.89	3.79
3.75 ▷	**4.20**	Inspiring	3.96	3.75 ▷
	4.30	Understandable	3.95 ▷	3.92 ▶
	4.20	Encourage questions	4.10	4.17

Counseling

2018	2021		Netherlands	Faculty
3.42	**4.50**	Satisfied with counseling	4.00	3.66
3.20	**4.50**	Opportunity	4.07	3.79
3.50	**4.00**	Quality	3.96	3.79 ▷

Assessment

3.32 ▷	**3.80**	Satisfied with assessment	3.66	3.72
3.21 ▶	**4.20**	Exam matches content	3.78 ▶	3.82 ▶
2.89 ▶	**4.40**	Clear criteria	3.61 ▶	3.78 ▶
3.18 ▶	**4.10**	Quality knowledge exam	3.78 ▷	3.77 ▷
3.56	**3.50**	Quality practice exam	3.71	3.67
	3.80	Exam form follows content	3.87	3.81
2.93 ▶	**3.80**	Feedback on exams	3.67	3.55

Engagement & contact

3.46 ▶	**4.40**	Teachers reachable	4.19	4.12
	3.90	Feedback	3.87	3.79
	4.50	Feel safe	4.05 ▶	4.27
	3.80	Feel at home	3.54	3.86
	4.30	Feel inspired	4.05 ▷	4.03 ▷
	3.90	Regularly engaged	4.27	4.08
	3.70	Involved outside lessons	3.97	3.69
	4.00	Feedback appreciated	3.86	3.92
2.92 ▶	**4.60**	Course evaluations	4.07 ▶	4.14 ▶

General

3.22 ▶	**3.90**	Information	3.80	3.76
3.78	**3.90**	Facilities	3.47	3.54
	2.90	Study pressure	3.76	3.33

"study pressure" is coded as: 1=too low, 3=good, 5=too high

data analysis:
Jeroen Fokker - Departement Computer Science - Utrecht University
Hossein Al Mahmoudi - UBD Teaching Policy - Utrecht University

Master program 60202

Physics

Nationale Studenten Enquete 2021

Universiteit Utrecht

Response: 83 out of 227 = 36.6%

Compared to previous years

- program in 2018 (n=53)
- program in 2021 (n=83)
- 95% confidence interval
- 80% confidence interval

The UU program in 2021 is...

- ▶ probably better
- ▷ possibly better
- ◁ possibly worse
- ◀ probably worse

...than the comparison group

Compared to similar programs in NL

Netherlands

Leiden: Astronomy (n=57)
Leiden: Physics (n=48)
Groningen: Astronomy (n=12)
Groningen: Physics (n=18)
Groningen: Applied Physics (n=15)
Delft: Applied Physics (n=151)
Eindhoven: Applied Physics (n=120)
Twente: Applied Physics (n=61)
UvA: Physics and Astronomy (joint de (n=120)
Nijmegen: Physics and Astronomy (n=59)

Compared to Master program in faculty Beta

Faculty Beta

Biologische Wetenschappen (n=7)
Pharmaceutical Sciences (n=4)
Mathematische Wetenschappen (n=48)
Chemische Wetenschappen (n=43)
Natuurwetenschappen en Bedrijf (n=50)
History and Philosophy of Science (n=26)
Information Science (n=84)
Applied Data Science (n=34)
Farmacie (n=136)
Informatica (n=69)
Artificial Intelligence (n=96)
Biosciences (n=193)

Masterprogram 60202

Physics

Content & organisation

2018	2021		Netherlands	Faculty
4.19	**4.18**	Satisfied with content	4.23	3.98 ▶
4.12	**4.23**	Up-to-date	4.01 ▶	3.98 ▶
3.86 ▷	**4.05**	Quality materials	4.12	3.99
4.22	**4.14**	Program level	4.22	4.01 ▷
◁ 3.98	**3.67**	Work methods	◁ 3.88	◁ 3.84
3.93	**4.13**	Can broaden/deepen	4.14	3.99 ▷
	3.44	Program coordination	◁ 3.66	3.44
4.05	**3.96**	Challenging	◁ 4.16	3.91
◁ 4.12	**3.82**	Shape your own program	◀ 4.21	◁ 4.02

Connection to practice

3.29 ▷	**3.56**	Satisfied with practice	3.37 ▷	3.49
3.27	**3.38**	Skills for practice	3.23 ▷	◁ 3.57
3.21	**3.11**	Link to professionals	3.15	◀ 3.53

Teachers

3.89	**3.84**	Satisfied with teachers	◀ 4.11	◁ 3.98
◀ 4.35	**3.91**	Involvement	4.01	3.92
◁ 3.79	**3.51**	Didactic skills	◀ 3.76	◀ 3.80
4.71	**4.74**	Content expertise	4.67	4.38 ▶
◁ 4.22	**3.92**	Practice knowledge	3.86	3.90
◀ 4.04	**3.71**	Supportive	◁ 3.86	3.79
◁ 3.94	**3.68**	Inspiring	◀ 3.89	3.72
	3.63	Understandable	◀ 3.90	◀ 3.91
	4.15	Encourage questions	4.16	4.09

Counseling

2018	2021		Netherlands	Faculty
◀ 3.81	**3.32**	Satisfied with counseling	◀ 3.89	◀ 3.74
3.69	**3.56**	Opportunity	◀ 4.02	◀ 3.95
3.74	**3.60**	Quality	◁ 3.95	3.81

Assessment

◁ 3.77	**3.48**	Satisfied with assessment	◀ 3.78	◀ 3.73
3.82	**3.62**	Exam matches content	◀ 3.87	◀ 3.84
◁ 4.00	**3.67**	Clear criteria	◀ 3.92	3.75
◁ 3.78	**3.53**	Quality knowledge exam	◀ 3.88	◀ 3.83
3.74	**3.62**	Quality practice exam	◁ 3.74	3.72
	3.79	Exam form follows content	3.89	3.83
◁ 3.83	**3.51**	Feedback on exams	3.65	3.59

Engagement & contact

4.27	**4.19**	Teachers reachable	4.24	4.20
	3.62	Feedback	◁ 3.81	◁ 3.77
	4.23	Feel safe	◁ 4.42	4.25
	3.73	Feel at home	◀ 4.05	3.86
	3.99	Feel inspired	◁ 4.14	4.00
	4.06	Regularly engaged	◁ 4.23	3.99
	3.55	Involved outside lessons	3.67	3.64
	3.83	Feedback appreciated	3.96	3.88
3.50 ▶	**4.11**	Course evaluations	◁ 4.29	4.12

General

3.58	**3.57**	Information	◀ 3.92	3.62
3.85	**3.78**	Facilities	3.80	3.63
	3.80	Study pressure	3.53	3.32

"study pressure" is coded as: 1=too low, 3=good, 5=too high

data analysis:
Jeroen Fokker - Departement Computer Science - Utrecht University
Hossein Al Mahmoudi - UBD Teaching Policy - Utrecht University

Master program 60202 CLPH

Climate Physics

Physics

Nationale Studenten Enquete 2021

Universiteit Utrecht

Response: 35 out of 72 = 48.6%

Compared to previous years

- program in 2018 (n=53)
- CLPH in 2021 (n=35)
- 95% confidence interval
- 80% confidence interval

The UU program in 2021 is...

- ▶ probably better
- ▷ possibly better
- ◁ possibly worse
- ◀ probably worse

...than the comparison group

Compared to similar programs in NL

Netherlands

Leiden: Astronomy (n=57)
Leiden: Physics (n=48)
Groningen: Astronomy (n=12)
Groningen: Physics (n=18)
Groningen: Applied Physics (n=15)
Delft: Applied Physics (n=151)
Eindhoven: Applied Physics (n=120)
Twente: Applied Physics (n=61)
UvA: Physics and Astronomy (joint de (n=120)
Nijmegen: Physics and Astronomy (n=59)

Compared to Master program in faculty Beta

Faculty Beta

Biologische Wetenschappen (n=7)
Pharmaceutical Sciences (n=4)
Mathematische Wetenschappen (n=48)
Chemische Wetenschappen (n=43)
Natuurwetenschappen en Bedrijf (n=50)
History and Philosophy of Science (n=26)
Information Science (n=84)
Applied Data Science (n=34)
Farmacie (n=136)
Informatica (n=69)
Artificial Intelligence (n=96)
Biosciences (n=193)

Masterprogram 60202 CLPH

Climate Physics
Physics

Content & organisation

2018	2021		Netherlands	Faculty
4.19	**4.14**	Satisfied with content	4.23	3.98
4.12 ▷	**4.45**	Up-to-date	4.01 ▶	3.98 ▶
3.86 ▷	**4.09**	Quality materials	4.12	3.99
4.22	**4.15**	Program level	4.22	4.01
3.98	**3.97**	Work methods	3.88	3.84
3.93	**4.15**	Can broaden/deepen	4.14	3.99
	3.48	Program coordination	3.66	3.44
4.05	**4.06**	Challenging	4.16	3.91 ▷
◀ 4.12	**3.52**	Shape your own program	◀ 4.21	◀ 4.02

Connection to practice

3.29 ▷	**3.57**	Satisfied with practice	3.37 ▷	3.49
3.27	**3.45**	Skills for practice	3.23 ▷	3.57
◁ 3.21	**2.82**	Link to professionals	◀ 3.15	◀ 3.53

Teachers

3.89	**3.80**	Satisfied with teachers	◀ 4.11	◁ 3.98
4.35	**4.25**	Involvement	4.01 ▷	3.92 ▶
◁ 3.79	**3.50**	Didactic skills	◁ 3.76	◁ 3.80
4.71	**4.69**	Content expertise	4.67	4.38 ▶
◀ 4.22	**3.69**	Practice knowledge	3.86	3.90
◁ 4.04	**3.81**	Supportive	3.86	3.79
3.94	**3.84**	Inspiring	3.89	3.72
	3.69	Understandable	◁ 3.90	◁ 3.91
	4.16	Encourage questions	4.16	4.09

Counseling

2018	2021		Netherlands	Faculty
◁ 3.81	**3.38**	Satisfied with counseling	◀ 3.89	◁ 3.74
3.69	**3.69**	Opportunity	◁ 4.02	◁ 3.95
3.74	**3.75**	Quality	3.95	3.81

Assessment

3.77	**3.67**	Satisfied with assessment	3.78	3.73
3.82	**3.84**	Exam matches content	3.87	3.84
4.00	**3.78**	Clear criteria	3.92	3.75
3.78	**3.81**	Quality knowledge exam	3.88	3.83
3.74	**3.75**	Quality practice exam	3.74	3.72
	3.84	Exam form follows content	3.89	3.83
◁ 3.83	**3.38**	Feedback on exams	◁ 3.65	3.59

Engagement & contact

4.27	**4.31**	Teachers reachable	4.24	4.20
	3.62	Feedback	3.81	3.77
	4.31	Feel safe	4.42	4.25
	3.91	Feel at home	4.05	3.86
	4.12	Feel inspired	4.14	4.00
	4.19	Regularly engaged	4.23	3.99 ▷
	3.62	Involved outside lessons	3.67	3.64
	3.94	Feedback appreciated	3.96	3.88
3.50 ▶	**4.28**	Course evaluations	4.29	4.12

General

3.58	**3.57**	Information	◀ 3.92	3.62
3.85	**3.91**	Facilities	3.80	3.63 ▷
	3.67	Study pressure	3.53	3.32

"study pressure" is coded as: 1=too low, 3=good, 5=too high

data analysis:
Jeroen Fokker - Departement Computer Science - Utrecht University
Hossein Al Mahmoudi - UBD Teaching Policy - Utrecht University

Master program 60202 EXPH

Experimental Physics

Physics

Nationale Studenten Enquete 2021

Universiteit Utrecht

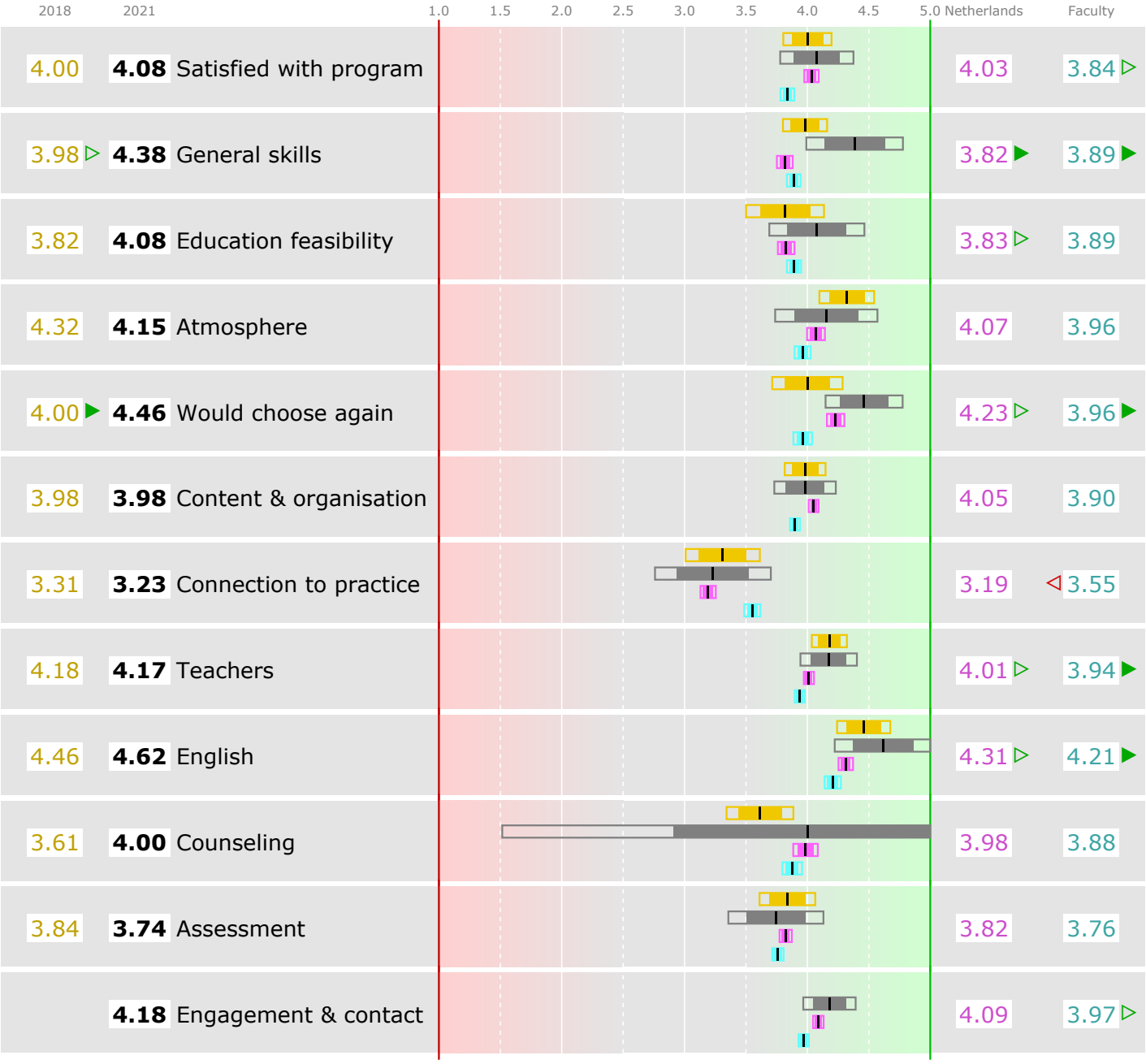

Response: 13 out of 42 = 31.0%

Compared to previous years

- program in 2018 (n=53)
- EXPH in 2021 (n=13)
- 95% confidence interval
- 80% confidence interval

The UU program in 2021 is...

- ▶ probably better
- ▷ possibly better
- ◁ possibly worse
- ◀ probably worse

...than the comparison group

Compared to similar programs in NL

Netherlands

Leiden: Astronomy (n=57)
Leiden: Physics (n=48)
Groningen: Astronomy (n=12)
Groningen: Physics (n=18)
Groningen: Applied Physics (n=15)
Delft: Applied Physics (n=151)
Eindhoven: Applied Physics (n=120)
Twente: Applied Physics (n=61)
UvA: Physics and Astronomy (joint de (n=120)
Nijmegen: Physics and Astronomy (n=59)

Compared to Master program in faculty Beta

Faculty Beta

Biologische Wetenschappen (n=7)
Pharmaceutical Sciences (n=4)
Mathematische Wetenschappen (n=48)
Chemische Wetenschappen (n=43)
Natuurwetenschappen en Bedrijf (n=50)
History and Philosophy of Science (n=26)
Information Science (n=84)
Applied Data Science (n=34)
Farmacie (n=136)
Informatica (n=69)
Artificial Intelligence (n=96)
Biosciences (n=193)

Masterprogram 60202 EXPH

Experimental Physics
Physics

Content & organisation

2018	2021		Netherlands	Faculty
4.19	**4.23**	Satisfied with content	4.23	3.98 ▷
4.12	**4.15**	Up-to-date	4.01	3.98
3.86	**4.08**	Quality materials	4.12	3.99
4.22	**4.23**	Program level	4.22	4.01
3.98	**4.00**	Work methods	3.88	3.84
3.93 ▷	**4.23**	Can broaden/deepen	4.14	3.99 ▷
	3.23	Program coordination	3.66	3.44
4.05	**4.00**	Challenging	4.16	3.91
4.12	**3.92**	Shape your own program	4.21	4.02

Connection to practice

3.29	**3.46**	Satisfied with practice	3.37	3.49
3.27	**3.23**	Skills for practice	3.23	◁ 3.57
3.21	**3.23**	Link to professionals	3.15	3.53

Teachers

3.89 ▷	**4.31**	Satisfied with teachers	4.11	3.98 ▷
◁ 4.35	**4.08**	Involvement	4.01	3.92
3.79	**4.00**	Didactic skills	3.76	3.80
4.71	**4.85**	Content expertise	4.67 ▷	4.38 ▶
◁ 4.22	**3.77**	Practice knowledge	3.86	3.90
4.04 ▷	**4.31**	Supportive	3.86 ▶	3.79 ▶
3.94	**3.77**	Inspiring	3.89	3.72
	4.08	Understandable	3.90	3.91
	4.54	Encourage questions	4.16 ▷	4.09 ▶

Counseling

2018	2021		Netherlands	Faculty
3.81	**4.00**	Satisfied with counseling	3.89 ▷	3.74 ▶
3.69	**4.00**	Opportunity	4.02	3.95
3.74	**4.00**	Quality	3.95	3.81

Assessment

3.77	**3.92**	Satisfied with assessment	3.78	3.73
3.82	**3.77**	Exam matches content	3.87	3.84
4.00	**3.85**	Clear criteria	3.92	3.75
3.78	**3.69**	Quality knowledge exam	3.88	3.83
3.74	**3.69**	Quality practice exam	3.74	3.72
	3.77	Exam form follows content	3.89	3.83
3.83	**3.69**	Feedback on exams	3.65	3.59

Engagement & contact

4.27 ▶	**4.69**	Teachers reachable	4.24 ▶	4.20 ▶
	4.00	Feedback	3.81	3.77 ▷
	4.69	Feel safe	4.42 ▷	4.25 ▶
	4.08	Feel at home	4.05	3.86
	4.08	Feel inspired	4.14	4.00
	4.08	Regularly engaged	4.23	3.99
	3.46	Involved outside lessons	3.67	3.64
	4.15	Feedback appreciated	3.96	3.88
3.50 ▶	**4.38**	Course evaluations	4.29	4.12 ▷

General

3.58	**3.77**	Information	3.92	3.62
3.85	**3.77**	Facilities	3.80	3.63
	3.38	Study pressure	3.53	3.32

"study pressure" is coded as: 1=too low, 3=good, 5=too high

data analysis:
Jeroen Fokker - Departement Computer Science - Utrecht University
Hossein Al Mahmoudi - UBD Teaching Policy - Utrecht University

Master program 60202 THPH

Theoretical Physics

Physics

Nationale Studenten Enquete 2021

Universiteit Utrecht

2018	2021		Netherlands	Faculty
◀ 4.00	**3.51**	Satisfied with program	◀ 4.03	◀ 3.84
3.98	**3.76**	General skills	3.82	3.89
◀ 3.82	**3.21**	Education feasibility	◀ 3.83	◀ 3.89
◀ 4.32	**3.36**	Atmosphere	◀ 4.07	◀ 3.96
4.00	**3.91**	Would choose again	◁ 4.23	3.96
3.98	**3.86**	Content & organisation	◁ 4.05	3.90
3.31	**3.36**	Connection to practice	3.19	◁ 3.55
◀ 4.18	**3.76**	Teachers	◀ 4.01	◁ 3.94
4.46	**4.45**	English	4.31 ▷	4.21 ▶
◁ 3.61	**3.00**	Counseling	◀ 3.98	◁ 3.88
◀ 3.84	**3.46**	Assessment	◀ 3.82	◀ 3.76
	3.71	Engagement & contact	◀ 4.09	◀ 3.97

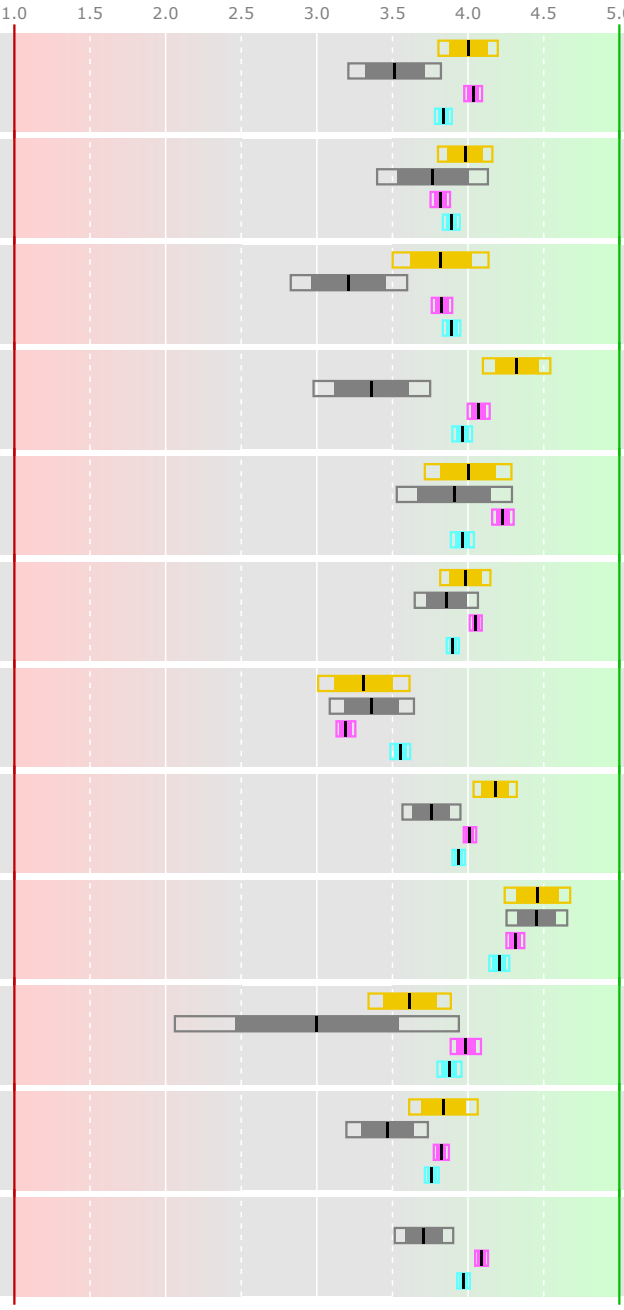

Response: 35 out of 113 = 31.0%

Compared to previous years

- program in 2018 (n=53)
- THPH in 2021 (n=35)
- 95% confidence interval
- 80% confidence interval

The UU program in 2021 is...

- ▶ probably better
- ▷ possibly better
- ◁ possibly worse
- ◀ probably worse

...than the comparison group

Compared to similar programs in NL

Netherlands

Leiden: Astronomy (n=57)
Leiden: Physics (n=48)
Groningen: Astronomy (n=12)
Groningen: Physics (n=18)
Groningen: Applied Physics (n=15)
Delft: Applied Physics (n=151)
Eindhoven: Applied Physics (n=120)
Twente: Applied Physics (n=61)
UvA: Physics and Astronomy (joint de (n=120)
Nijmegen: Physics and Astronomy (n=59)

Compared to Master program in faculty Beta

Faculty Beta

Biologische Wetenschappen (n=7)
Pharmaceutical Sciences (n=4)
Mathematische Wetenschappen (n=48)
Chemische Wetenschappen (n=43)
Natuurwetenschappen en Bedrijf (n=50)
History and Philosophy of Science (n=26)
Information Science (n=84)
Applied Data Science (n=34)
Farmacie (n=136)
Informatica (n=69)
Artificial Intelligence (n=96)
Biosciences (n=193)

Masterprogram 60202 THPH

Theoretical Physics
Physics

Content & organisation

2018	2021		Netherlands	Faculty
4.19	**4.21**	Satisfied with content	4.23	3.98 ▷
4.12	**4.03**	Up-to-date	4.01	3.98
3.86	**4.00**	Quality materials	4.12	3.99
4.22	**4.09**	Program level	4.22	4.01
◀ 3.98	**3.24**	Work methods	◀ 3.88	◀ 3.84
3.93	**4.06**	Can broaden/deepen	4.14	3.99
	3.48	Program coordination	3.66	3.44
4.05	**3.85**	Challenging	◁ 4.16	3.91
4.12	**4.09**	Shape your own program	4.21	4.02

Connection to practice

3.29 ▷	**3.59**	Satisfied with practice	3.37 ▷	3.49
3.27	**3.36**	Skills for practice	3.23	3.57
3.21	**3.36**	Link to professionals	3.15 ▷	3.53

Teachers

3.89	**3.70**	Satisfied with teachers	◀ 4.11	◀ 3.98
◀ 4.35	**3.52**	Involvement	◀ 4.01	◀ 3.92
◀ 3.79	**3.33**	Didactic skills	◀ 3.76	◀ 3.80
4.71	**4.76**	Content expertise	4.67	4.38 ▶
4.22	**4.21**	Practice knowledge	3.86 ▶	3.90 ▶
◀ 4.04	**3.36**	Supportive	◀ 3.86	◀ 3.79
◀ 3.94	**3.48**	Inspiring	◀ 3.89	◁ 3.72
	3.39	Understandable	◀ 3.90	◀ 3.91
	4.00	Encourage questions	4.16	4.09

Counseling

2018	2021		Netherlands	Faculty
◀ 3.81	**2.83**	Satisfied with counseling	◀ 3.89	◀ 3.74
◁ 3.69	**3.00**	Opportunity	◀ 4.02	◀ 3.95
◁ 3.74	**3.00**	Quality	◁ 3.95	◁ 3.81

Assessment

◀ 3.77	**3.12**	Satisfied with assessment	◀ 3.78	◀ 3.73
◀ 3.82	**3.33**	Exam matches content	◀ 3.87	◀ 3.84
◀ 4.00	**3.48**	Clear criteria	◀ 3.92	◁ 3.75
◀ 3.78	**3.18**	Quality knowledge exam	◀ 3.88	◀ 3.83
◁ 3.74	**3.45**	Quality practice exam	◀ 3.74	◁ 3.72
	3.76	Exam form follows content	3.89	3.83
◁ 3.83	**3.58**	Feedback on exams	3.65	3.59

Engagement & contact

◀ 4.27	**3.88**	Teachers reachable	◀ 4.24	◁ 4.20
	3.47	Feedback	◀ 3.81	◁ 3.77
	3.97	Feel safe	◀ 4.42	◁ 4.25
	3.41	Feel at home	◀ 4.05	◀ 3.86
	3.81	Feel inspired	◀ 4.14	4.00
	3.94	Regularly engaged	◁ 4.23	3.99
	3.52	Involved outside lessons	3.67	3.64
	3.58	Feedback appreciated	◁ 3.96	◁ 3.88
3.50 ▷	**3.81**	Course evaluations	◀ 4.29	◁ 4.12

General

3.58	**3.48**	Information	◀ 3.92	3.62
3.85	**3.64**	Facilities	3.80	3.63
	4.09	Study pressure	3.53	3.32

"study pressure" is coded as: 1=too low, 3=good, 5=too high

data analysis:
Jeroen Fokker - Departement Computer Science - Utrecht University
Hossein Al Mahmoudi - UBD Teaching Policy - Utrecht University

Master program 60293

Biologische Wetenschappen

Nationale Studenten Enquete 2021

Universiteit Utrecht

2018	2021		Netherlands	Faculty
3.65	**3.71**	Satisfied with program	3.81	3.84
3.74 ▶	**4.71**	General skills	3.86 ▶	3.89 ▶
3.41 ▶	**4.14**	Education feasibility	3.88	3.87
3.98	**4.29**	Atmosphere	3.97	3.95
3.63	**4.00**	Would choose again	3.89	3.98
3.58 ▶	**4.17**	Content & organisation	3.92 ▷	3.90 ▷
3.47 ▶	**4.17**	Connection to practice	3.57 ▷	3.52 ▶
3.67 ▶	**4.17**	Teachers	4.00	3.93 ▷
3.62 ▷	**4.33**	English	4.24	4.22
3.19 ▶	**4.62**	Counseling	3.79 ▶	3.84 ▶
3.54 ▶	**4.00**	Assessment	3.75 ▷	3.74 ▷
	3.83	Engagement & contact	3.96	3.97

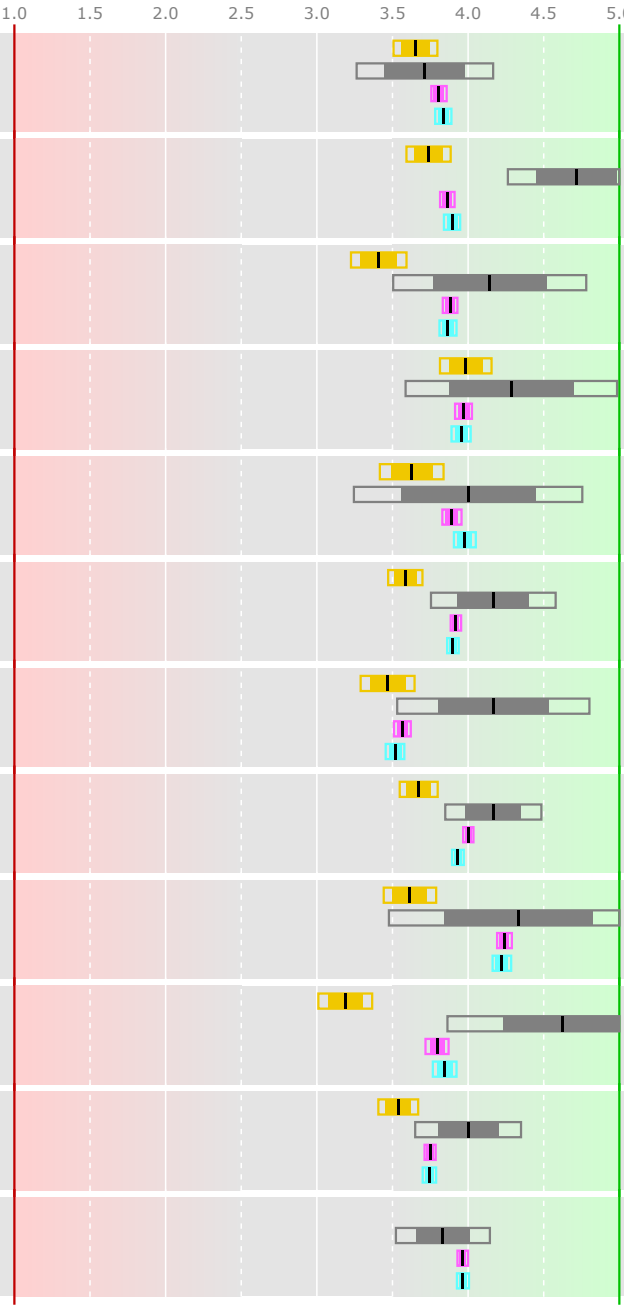

Response: 7 out of 43 = 16.3%

Compared to previous years

- program in 2018 (n=135)
- program in 2021 (n=7)
- 95% confidence interval
- 80% confidence interval

The UU program in 2021 is...

- ▶ probably better
- ▷ possibly better
- ◁ possibly worse
- ◀ probably worse

...than the comparison group

Compared to similar programs in NL

Netherlands

Utrecht: Biosciences (n=193)
Leiden: Biology (n=175)
Groningen: Ecology and Evolution (n=48)
Groningen: Marine Biology (n=26)
Groningen: Medical Pharmaceutical Sciences (n=27)
Groningen: Medical and Pharmaceutical Drug (n=37)
Groningen: Biology (n=10)
Wageningen: Molecular Life Sciences (n=55)
Wageningen: Biology (n=133)
UvA: Biological Sciences (n=97)
UvA: Bioinformatics and Systems Biol (n=17)
VU: Ecology (n=14)
VU: Bioinformatics and Systems Biol (n=40)
Nijmegen: Molecular Life Sciences (n=9)
Nijmegen: Medical Biology (n=173)
Nijmegen: Biology (n=83)

Compared to Master program in faculty Beta

Faculty Beta

Physics (n=83)
Pharmaceutical Sciences (n=4)
Mathematische Wetenschappen (n=48)
Chemische Wetenschappen (n=43)
Natuurwetenschappen en Bedrijf (n=50)
History and Philosophy of Science (n=26)
Information Science (n=84)
Applied Data Science (n=34)
Farmacie (n=136)
Informatica (n=69)
Artificial Intelligence (n=96)
Biosciences (n=193)

Masterprogram 60293

Biologische Wetenschappen

Content & organisation

2018	2021		Netherlands	Faculty
3.62 ▶	**4.29**	Satisfied with content	3.94 ▷	3.99 ▷
3.73 ▷	**4.33**	Up-to-date	4.02	4.00
3.57 ▶	**4.50**	Quality materials	4.00 ▷	3.99 ▷
3.81 ▶	**4.50**	Program level	4.02 ▷	4.02 ▷
3.44 ▶	**4.17**	Work methods	3.79 ▷	3.82 ▷
3.59 ▷	**4.17**	Can broaden/deepen	4.05	4.00
	3.67	Program coordination	3.46	3.44
3.53 ▶	**4.00**	Challenging	3.87 ▶	3.91 ▶
3.95	**4.00**	Shape your own program	4.11	4.00

Connection to practice

3.25	**3.29**	Satisfied with practice	3.44	3.50
3.45	**4.00**	Skills for practice	3.55	3.55
3.47 ▷	**4.33**	Link to professionals	3.58 ▷	3.48 ▷

Teachers

3.55 ▶	**4.29**	Satisfied with teachers	4.08	3.97 ▷
3.83	**4.00**	Involvement	3.95	3.92
3.30 ▶	**4.00**	Didactic skills	3.84	3.77
4.02 ▶	**4.83**	Content expertise	4.45 ▷	4.41 ▷
3.90	**4.17**	Practice knowledge	4.07	3.90
3.59	**3.83**	Supportive	3.76	3.78
3.63	**4.00**	Inspiring	3.81	3.71
	4.00	Understandable	3.98	3.88
	4.50	Encourage questions	4.15	4.10

Counseling

2018	2021		Netherlands	Faculty
3.15 ▶	**4.50**	Satisfied with counseling	3.78 ▷	3.70 ▷
3.42 ▶	**4.75**	Opportunity	3.86 ▶	3.91 ▶
3.32 ▶	**4.50**	Quality	3.73 ▷	3.78 ▷

Assessment

3.52 ▶	**4.29**	Satisfied with assessment	3.71 ▶	3.70 ▶
3.61	**4.00**	Exam matches content	3.88	3.82
3.44 ▷	**4.00**	Clear criteria	3.75	3.74
3.58 ▷	**4.17**	Quality knowledge exam	3.81	3.80
3.54 ▷	**4.00**	Quality practice exam	3.66	3.71
	4.17	Exam form follows content	3.83 ▷	3.82 ▷
3.52	**3.67**	Feedback on exams	3.55	3.58

Engagement & contact

3.64 ▷	**4.33**	Teachers reachable	4.11	4.19
	4.00	Feedback	3.73 ▶	3.75 ▶
	4.33	Feel safe	4.31	4.25
	3.50	Feel at home	3.90	3.85
	4.00	Feel inspired	◀ 4.08	3.99
	3.67	Regularly engaged	3.90	4.00
	3.00	Involved outside lessons	◁ 3.60	◁ 3.64
	3.83	Feedback appreciated	3.89	3.88
3.14 ▷	**3.83**	Course evaluations	4.15	4.12

General

2.95	**3.14**	Information	3.54	3.62
3.54	**3.43**	Facilities	3.71	3.65
	3.17	Study pressure	3.26	3.36

"study pressure" is coded as: 1=too low, 3=good, 5=too high

data analysis:
Jeroen Fokker - Departement Computer Science - Utrecht University
Hossein Al Mahmoudi - UBD Teaching Policy - Utrecht University

Master program 60293 BMOL

Molecular and Cellular Life Sciences

Biologische Wetenschappen

Nationale Studenten Enquete 2021

Universiteit Utrecht

2018	2021		Netherlands	Faculty
3.65	**3.80**	Satisfied with program	3.81	3.84
3.74 ▶	**4.60**	General skills	3.86 ▶	3.89 ▶
3.41 ▷	**4.20**	Education feasibility	3.88	3.87
3.98	**4.20**	Atmosphere	3.97	3.95
3.63	**4.00**	Would choose again	3.89	3.98
3.58 ▷	**4.06**	Content & organisation	3.92	3.90
3.47 ▷	**4.00**	Connection to practice	3.57	3.52 ▷
3.67 ▷	**4.03**	Teachers	4.00	3.93
3.62	**4.00**	English	4.24	4.22
3.19 ▶	**4.50**	Counseling	3.79 ▷	3.84 ▷
3.54 ▷	**3.88**	Assessment	3.75	3.74
	3.83	Engagement & contact	3.96	3.97

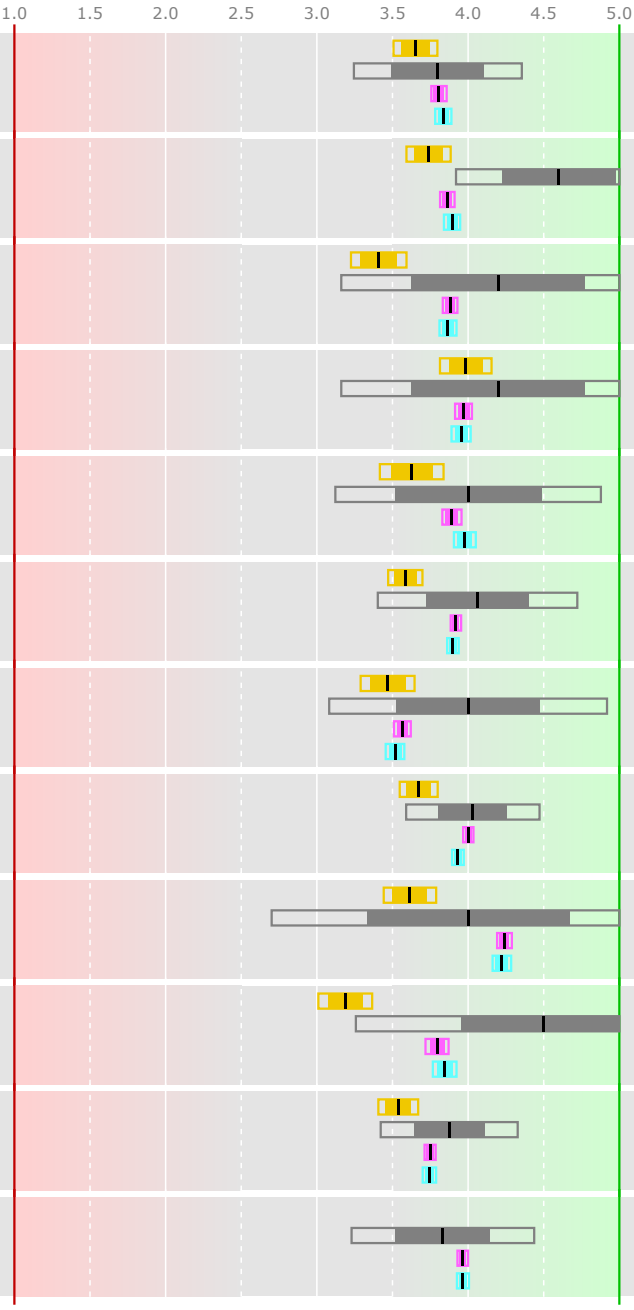

Response: 5 out of 151 = 3.3%

Compared to previous years

- program in 2018 (n=135)
- BMOL in 2021 (n=5)
- 95% confidence interval
- 80% confidence interval

The UU program in 2021 is...

- ▶ probably better
- ▷ possibly better
- ◁ possibly worse
- ◀ probably worse

...than the comparison group

Compared to similar programs in NL

Netherlands

Utrecht: Biosciences (n=193)
Leiden: Biology (n=175)
Groningen: Ecology and Evolution (n=48)
Groningen: Marine Biology (n=26)
Groningen: Medical Pharmaceutical Sciences (n=27)
Groningen: Medical and Pharmaceutical Drug (n=37)
Groningen: Biology (n=10)
Wageningen: Molecular Life Sciences (n=55)
Wageningen: Biology (n=133)
UvA: Biological Sciences (n=97)
UvA: Bioinformatics and Systems Biol (n=17)
VU: Ecology (n=14)
VU: Bioinformatics and Systems Biol (n=40)
Nijmegen: Molecular Life Sciences (n=9)
Nijmegen: Medical Biology (n=173)
Nijmegen: Biology (n=83)

Compared to Master program in faculty Beta

Faculty Beta

Physics (n=83)
Pharmaceutical Sciences (n=4)
Mathematische Wetenschappen (n=48)
Chemische Wetenschappen (n=43)
Natuurwetenschappen en Bedrijf (n=50)
History and Philosophy of Science (n=26)
Information Science (n=84)
Applied Data Science (n=34)
Farmacie (n=136)
Informatica (n=69)
Artificial Intelligence (n=96)
Biosciences (n=193)

Masterprogram 60293 BMOL

Molecular and Cellular Life Sciences
Biologische Wetenschappen

Content & organisation

2018	2021		Netherlands	Faculty
3.62 ▷	**4.20**	Satisfied with content	3.94	3.99
3.73	**4.00**	Up-to-date	4.02	4.00
3.57 ▷	**4.50**	Quality materials	4.00 ▷	3.99 ▷
3.81 ▷	**4.50**	Program level	4.02 ▷	4.02 ▷
3.44 ▶	**4.00**	Work methods	3.79 ▶	3.82 ▶
3.59	**4.00**	Can broaden/deepen	4.05	4.00
	3.75	Program coordination	3.46	3.44
3.53 ▶	**4.00**	Challenging	3.87 ▶	3.91 ▷
3.95	**3.75**	Shape your own program	4.11	4.00

Connection to practice

3.25	**3.20**	Satisfied with practice	3.44	3.50
3.45	**3.75**	Skills for practice	3.55	3.55
3.47	**4.25**	Link to professionals	3.58	3.48

Teachers

3.55 ▶	**4.20**	Satisfied with teachers	4.08	3.97
3.83	**3.75**	Involvement	3.95	3.92
3.30 ▷	**4.00**	Didactic skills	3.84	3.77
4.02 ▷	**4.75**	Content expertise	4.45	4.41
3.90	**4.25**	Practice knowledge	4.07	3.90
3.59	**3.75**	Supportive	3.76	3.78
3.63	**3.75**	Inspiring	3.81	3.71
	3.75	Understandable	3.98	3.88
	4.25	Encourage questions	4.15	4.10

Counseling

2018	2021		Netherlands	Faculty
3.15 ▶	**4.67**	Satisfied with counseling	3.78 ▷	3.70 ▷
3.42 ▷	**4.67**	Opportunity	3.86 ▷	3.91 ▷
3.32 ▷	**4.33**	Quality	3.73	3.78

Assessment

3.52 ▶	**4.20**	Satisfied with assessment	3.71 ▷	3.70 ▷
3.61	**3.75**	Exam matches content	3.88	3.82
3.44	**3.75**	Clear criteria	3.75	3.74
3.58	**4.25**	Quality knowledge exam	3.81	3.80
3.54	**3.75**	Quality practice exam	3.66	3.71
	4.00	Exam form follows content	3.83 ▶	3.82 ▶
3.52	**3.75**	Feedback on exams	3.55	3.58

Engagement & contact

3.64	**4.25**	Teachers reachable	4.11	4.19
	4.00	Feedback	3.73 ▶	3.75 ▶
	4.25	Feel safe	4.31	4.25
	3.25	Feel at home	3.90	3.85
	4.00	Feel inspired	◁ 4.08	3.99
	3.50	Regularly engaged	3.90	4.00
	3.00	Involved outside lessons	3.60	3.64
	4.25	Feedback appreciated	3.89	3.88
3.14 ▷	**4.00**	Course evaluations	4.15	4.12

General

2.95	**3.40**	Information	3.54	3.62
3.54	**3.60**	Facilities	3.71	3.65
	3.25	Study pressure	3.26	3.36

"study pressure" is coded as: 1=too low, 3=good, 5=too high

data analysis:
Jeroen Fokker - Departement Computer Science - Utrecht University
Hossein Al Mahmoudi - UBD Teaching Policy - Utrecht University

Master program 60293 PLBI

Environmental Biology

Biologische Wetenschappen

Nationale Studenten Enquete 2021

Universiteit Utrecht

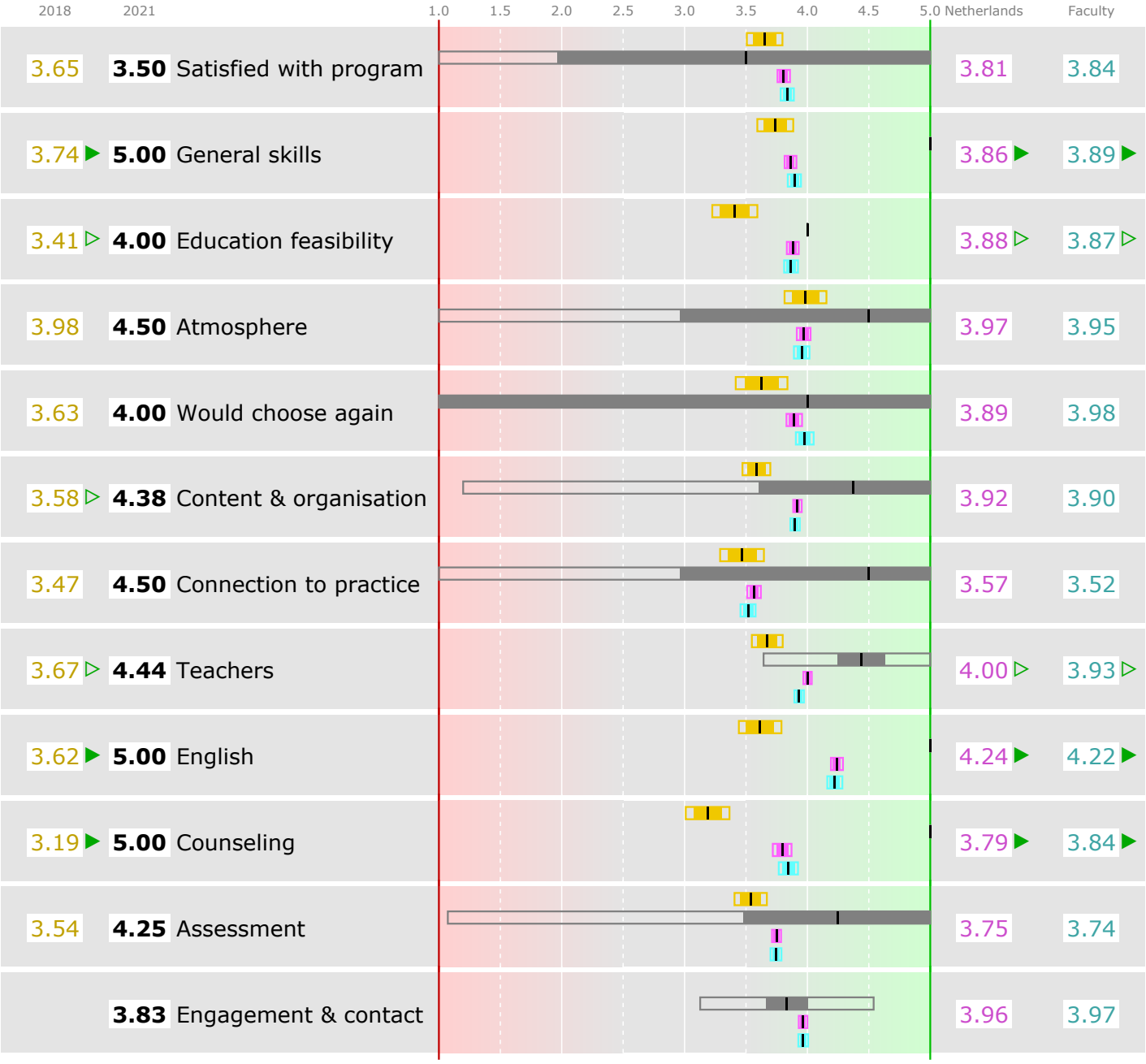

Response: 2 out of 147 = 1.4%

Compared to previous years

- program in 2018 (n=135)
- PLBI in 2021 (n=2)
- 95% confidence interval
- 80% confidence interval

The UU program in 2021 is...

- ▶ probably better
- ▷ possibly better
- ◁ possibly worse
- ◀ probably worse

...than the comparison group

Compared to similar programs in NL

Netherlands

Utrecht: Biosciences (n=193)
Leiden: Biology (n=175)
Groningen: Ecology and Evolution (n=48)
Groningen: Marine Biology (n=26)
Groningen: Medical Pharmaceutical Sciences (n=27)
Groningen: Medical and Pharmaceutical Drug (n=37)
Groningen: Biology (n=10)
Wageningen: Molecular Life Sciences (n=55)
Wageningen: Biology (n=133)
UvA: Biological Sciences (n=97)
UvA: Bioinformatics and Systems Biol (n=17)
VU: Ecology (n=14)
VU: Bioinformatics and Systems Biol (n=40)
Nijmegen: Molecular Life Sciences (n=9)
Nijmegen: Medical Biology (n=173)
Nijmegen: Biology (n=83)

Compared to Master program in faculty Beta

Faculty Beta

Physics (n=83)
Pharmaceutical Sciences (n=4)
Mathematische Wetenschappen (n=48)
Chemische Wetenschappen (n=43)
Natuurwetenschappen en Bedrijf (n=50)
History and Philosophy of Science (n=26)
Information Science (n=84)
Applied Data Science (n=34)
Farmacie (n=136)
Informatica (n=69)
Artificial Intelligence (n=96)
Biosciences (n=193)

Masterprogram 60293 PLBI

Environmental Biology
Biologische Wetenschappen

Content & organisation

2018	2021		Netherlands	Faculty
3.62	**4.50**	Satisfied with content	3.94	3.99
3.73 ▶	**5.00**	Up-to-date	4.02 ▶	4.00 ▶
3.57	**4.50**	Quality materials	4.00	3.99
3.81	**4.50**	Program level	4.02	4.02
3.44	**4.50**	Work methods	3.79	3.82
3.59	**4.50**	Can broaden/deepen	4.05	4.00
	3.50	Program coordination	3.46	3.44
3.53 ▷	**4.00**	Challenging	3.87 ▷	3.91 ▷
3.95	**4.50**	Shape your own program	4.11	4.00

Connection to practice

3.25	**3.50**	Satisfied with practice	3.44	3.50
3.45	**4.50**	Skills for practice	3.55	3.55
3.47	**4.50**	Link to professionals	3.58	3.48

Teachers

3.55	**4.50**	Satisfied with teachers	4.08	3.97
3.83	**4.50**	Involvement	3.95	3.92
3.30 ▷	**4.00**	Didactic skills	3.84 ▷	3.77 ▷
4.02 ▷	**5.00**	Content expertise	4.45 ▶	4.41 ▶
3.90	**4.00**	Practice knowledge	4.07	3.90
3.59 ▷	**4.00**	Supportive	3.76 ▷	3.78 ▷
3.63	**4.50**	Inspiring	3.81	3.71
	4.50	Understandable	3.98	3.88
	5.00	Encourage questions	4.15 ▶	4.10 ▶

Counseling

2018	2021		Netherlands	Faculty
3.15 ▶	**4.00**	Satisfied with counseling	3.78 ▶	3.70 ▶
3.42 ▶	**5.00**	Opportunity	3.86 ▶	3.91 ▶
3.32 ▶	**5.00**	Quality	3.73 ▶	3.78 ▶

Assessment

3.52	**4.50**	Satisfied with assessment	3.71	3.70
3.61	**4.50**	Exam matches content	3.88	3.82
3.44	**4.50**	Clear criteria	3.75	3.74
3.58 ▷	**4.00**	Quality knowledge exam	3.81 ▷	3.80 ▷
3.54	**4.50**	Quality practice exam	3.66	3.71
	4.50	Exam form follows content	3.83	3.82
3.52	**3.50**	Feedback on exams	3.55	3.58

Engagement & contact

3.64	**4.50**	Teachers reachable	4.11	4.19
	4.00	Feedback	3.73 ▷	3.75 ▷
	4.50	Feel safe	4.31	4.25
	4.00	Feel at home	3.90	3.85 ▷
	4.00	Feel inspired	4.08	3.99
	4.00	Regularly engaged	3.90	4.00
	3.00	Involved outside lessons	◀ 3.60	◀ 3.64
	3.00	Feedback appreciated	◀ 3.89	◀ 3.88
3.14	**3.50**	Course evaluations	4.15	4.12

General

2.95	**2.50**	Information	3.54	3.62
3.54	**3.00**	Facilities	3.71	3.65
	3.00	Study pressure	3.26	3.36

"study pressure" is coded as: 1=too low, 3=good, 5=too high

data analysis:
Jeroen Fokker - Departement Computer Science - Utrecht University
Hossein Al Mahmoudi - UBD Teaching Policy - Utrecht University

Master program 60294

Pharmaceutical Sciences

Nationale Studenten Enquete 2021

Universiteit Utrecht

2018	2021		Faculty
3.79	**3.25**	Satisfied with program	3.84
◁ 3.85	**2.75**	General skills	◁ 3.91
3.76	**2.75**	Education feasibility	3.87
◁ 4.08	**2.75**	Atmosphere	3.96
◁ 4.17	**2.50**	Would choose again	◁ 3.99
◁ 3.79	**3.12**	Content & organisation	◁ 3.91
3.89	**3.38**	Connection to practice	3.52
3.78	**3.28**	Teachers	3.94
◁ 3.86	**2.75**	English	◁ 4.23
3.28	**3.50**	Counseling	3.86
3.74	**3.12**	Assessment	3.75
	3.17	Engagement & contact	◁ 3.97

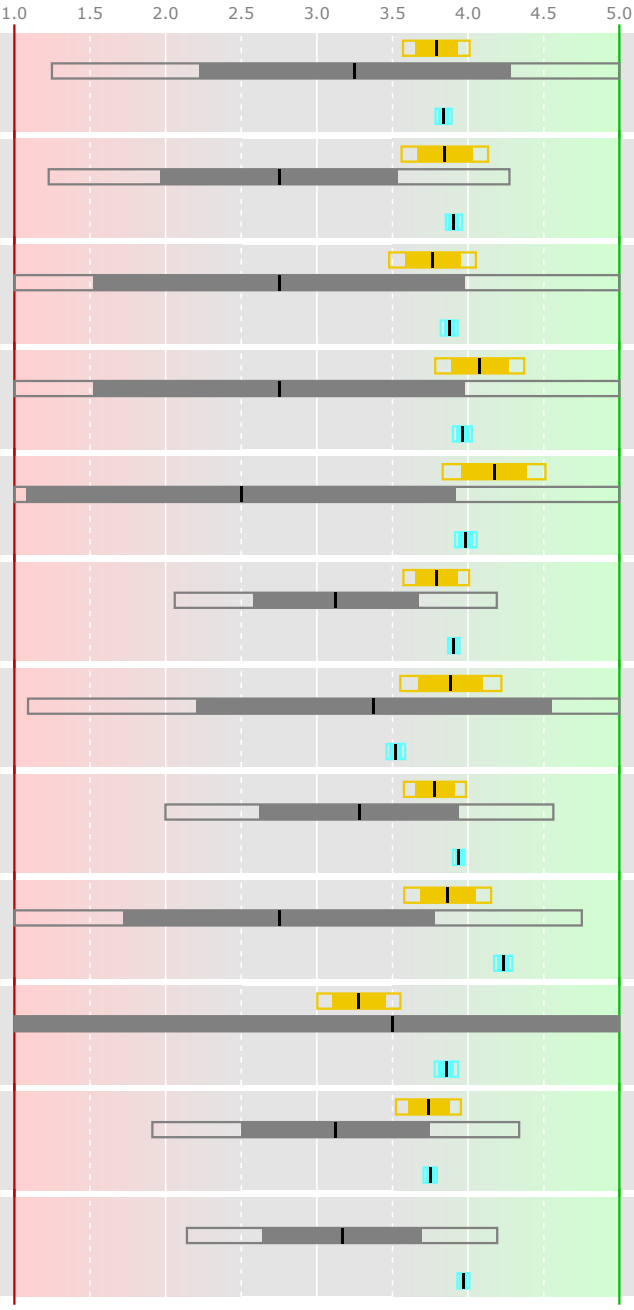

Response: 4 out of 5 = 80.0%

Compared to previous years

program in 2018 (n=38)
program in 2021 (n=4)
95% confidence interval
80% confidence interval

The UU program in 2021 is...
▶ probably better
▷ possibly better
◁ possibly worse
◀ probably worse
...than the comparison group

Compared to Master program in faculty Beta

Faculty Beta

Physics (n=83)
Biologische Wetenschappen (n=7)
Mathematische Wetenschappen (n=48)
Chemische Wetenschappen (n=43)
Natuurwetenschappen en Bedrijf (n=50)
History and Philosophy of Science (n=26)
Information Science (n=84)
Applied Data Science (n=34)
Farmacie (n=136)
Informatica (n=69)
Artificial Intelligence (n=96)
Biosciences (n=193)

Masterprogram 60294

Pharmaceutical Sciences

Content & organisation

2018	2021		Netherlands	Faculty
◁3.67	**2.75**	Satisfied with content		◁4.00
◁4.00	**2.75**	Up-to-date		◁4.01
3.65	**3.00**	Quality materials		◁4.00
3.90	**3.25**	Program level		4.03
3.79	**3.00**	Work methods		3.83
3.69	**3.00**	Can broaden/deepen		◁4.01
	2.75	Program coordination		◁3.44
3.69	**3.25**	Challenging		3.92
4.17	**4.00**	Shape your own program		4.00

Connection to practice

◀3.71	**2.00**	Satisfied with practice		◀3.51
3.89	**3.00**	Skills for practice		3.56
3.87	**3.75**	Link to professionals		3.49

Teachers

3.79	**3.25**	Satisfied with teachers		3.97
◁3.89	**2.50**	Involvement		◁3.93
◁3.59	**2.75**	Didactic skills		◁3.78
4.05	**4.25**	Content expertise		4.42
4.05	**4.00**	Practice knowledge		3.90
◁3.73	**2.50**	Supportive		◁3.78
3.73	**3.25**	Inspiring		3.72
	3.25	Understandable		3.88
	3.75	Encourage questions		4.10

Counseling

2018	2021		Netherlands	Faculty
3.33	**3.00**	Satisfied with counseling		3.72
3.47▷	**4.00**	Opportunity		3.92
3.35	**3.00**	Quality		3.79

Assessment

3.69	**3.50**	Satisfied with assessment		3.71
3.86	**3.50**	Exam matches content		3.82
◁3.71	**3.00**	Clear criteria		◁3.74
3.59	**3.50**	Quality knowledge exam		3.80
3.76	**2.75**	Quality practice exam		3.72
	2.75	Exam form follows content		◁3.83
3.46	**3.25**	Feedback on exams		3.58

Engagement & contact

3.65	**3.75**	Teachers reachable		◁4.20
	2.75	Feedback		3.76
	3.00	Feel safe		◁4.26
	3.50	Feel at home		3.85
	3.75	Feel inspired		4.00
	3.75	Regularly engaged		4.00
	3.75	Involved outside lessons		3.63
	2.00	Feedback appreciated		◀3.89
3.10	**2.25**	Course evaluations		◁4.13

General

3.05	**2.50**	Information		◁3.62
◀3.79	**2.75**	Facilities		◀3.65
	3.00	Study pressure		3.36

"study pressure" is coded as: 1=too low, 3=good, 5=too high

data analysis:
Jeroen Fokker - Departement Computer Science - Utrecht University
Hossein Al Mahmoudi - UBD Teaching Policy - Utrecht University

Master program 60378

Cultural Anthropology: Sociocultural Transformation (research)

Nationale Studenten Enquete 2021

Universiteit Utrecht

2018	2021		Netherlands	Faculty
◀ 4.40	**3.64**	Satisfied with program	3.88	3.91
◁ 4.27	**3.64**	General skills	◁ 4.04	3.86
◀ 4.43	**3.27**	Education feasibility	3.65	◁ 3.80
4.27	**4.27**	Atmosphere	3.84 ▷	3.98
4.08	**3.45**	Would choose again	3.85	4.00
◀ 4.20	**3.48**	Content & organisation	◁ 3.92	◁ 3.82
◁ 3.18	**2.55**	Connection to practice	◀ 3.39	◀ 3.78
4.21	**4.01**	Teachers	4.10	4.05
4.50 ▶	**4.91**	English	4.55 ▶	4.00 ▶
3.76		Counseling	4.02	3.89
◀ 4.21	**3.28**	Assessment	◁ 3.78	◁ 3.79
	3.62	Engagement & contact	◁ 4.02	◁ 4.02

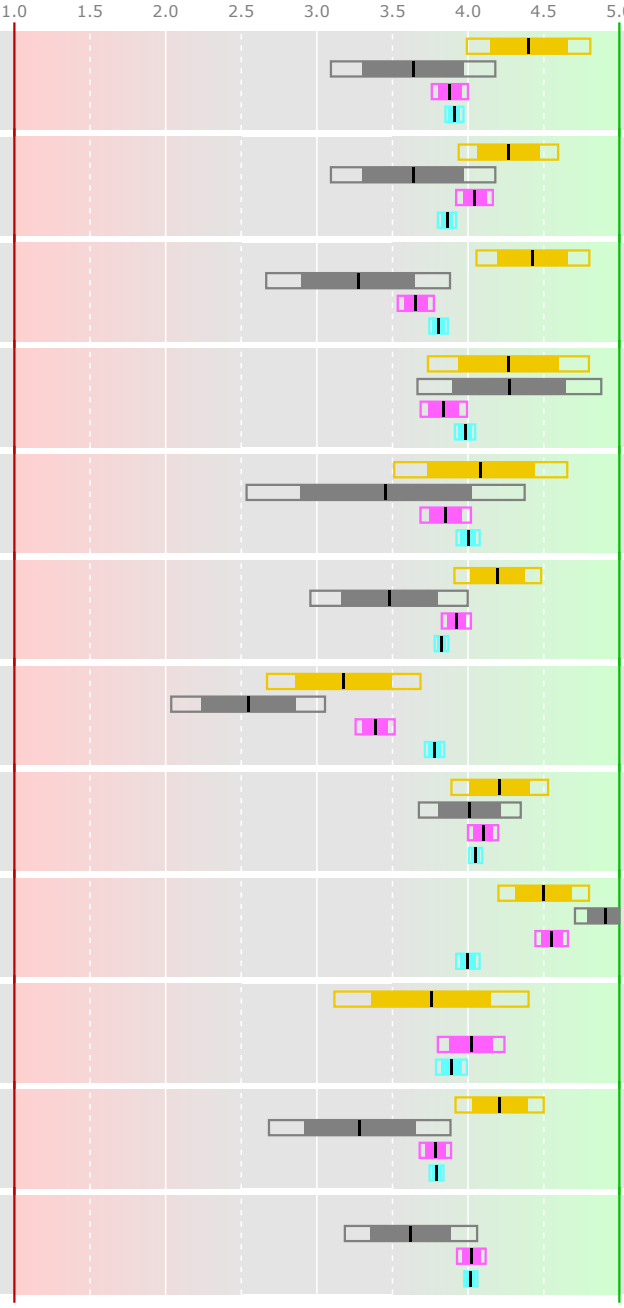

Response: 11 out of 28 = 39.3%

Compared to previous years

- program in 2018 (n=15)
- program in 2021 (n=11)
- 95% confidence interval
- 80% confidence interval

The UU program in 2021 is...

- ▶ probably better
- ▷ possibly better
- ◁ possibly worse
- ◀ probably worse

...than the comparison group

Compared to similar programs in NL

Netherlands

Utrecht: Human Geography and Planning (r (n=10)
Utrecht: Sociology and Social Research ((n=11)
Utrecht: Migration, Ethnic relations and (n=7)
Groningen: Spatial Sciences (research) (n=10)
Maastricht: European Studies (research) (n=14)
UvA: Social Sciences (research) (n=39)
UvA: Urban Studies (research) (n=20)
UvA: International Development Studi (n=21)
Nijmegen: Social and Cultural Science: Co (n=10)
Tilburg: Social and Behavioural Sciences (n=24)

Compared to Master program in faculty FSW

Faculty FSW

Onderwijswetenschappen (n=51)
Social & Health Psychology (research) (n=13)
Development and Socialisation in Childh (n=20)
Methodology and Statistics for the Beha (n=26)
Neuroscience and Cognition (n=58)
Communicatie en Educatie van de Natuurw (n=19)
Talenonderwijs en Communicatie (n=34)
Culturele Antropologie (n=21)
Algemene Sociale Wetenschappen (n=57)
Mens- en Maatschappijonderwijs en Commu (n=1)
Sociology and Social Research (research (n=11)
Educational Sciences: Learning in Inter (n=10)
Sociologie (n=17)
Psychology (n=223)
Pedagogische Wetenschappen (n=120)
Migration, Ethnic relations and Multicu (n=7)
Leraar VHO in de Bètawetenschappen (n=5)
Leraar VHO in de Taal- en cultuurwetens (n=4)
Leraar VHO in de Mens- en Maatschappijw (n=3)
Educatie en Communicatie in de Mens- en (n=19)

Masterprogram 60378

Cultural Anthropology: Sociocultural Transformation (research)

Content & organisation

2018	2021		Netherlands	Faculty
◀4.40	**3.55**	Satisfied with content	◁3.96	◁3.94
4.13	**3.73**	Up-to-date	3.96	3.96
◀4.33	**3.64**	Quality materials	◁4.14	4.00
4.29	**3.91**	Program level	4.14	4.04
◀4.13	**2.82**	Work methods	◀3.74	◀3.75
4.25	**3.73**	Can broaden/deepen	4.09	3.73
	3.27	Program coordination	3.47	3.64
◀4.50	**3.55**	Challenging	◁4.05	3.90
◀4.42	**3.18**	Shape your own program	◁3.78	3.57

Connection to practice

◁3.40	**3.00**	Satisfied with practice	◀3.56	◀3.69
◁3.33	**2.82**	Skills for practice	◀3.57	◀3.75
◀3.33	**2.27**	Link to professionals	◀3.20	◀3.81

Teachers

◁4.13	**3.82**	Satisfied with teachers	◁4.06	◀4.14
4.14	**4.09**	Involvement	4.16	4.06
4.29	**4.27**	Didactic skills	3.99▷	3.97▷
4.57	**4.45**	Content expertise	4.56	4.43
4.07	**4.00**	Practice knowledge	4.07	4.06
◁4.29	**3.73**	Supportive	3.91	3.90
3.79	**3.64**	Inspiring	◁4.00	3.75
	4.00	Understandable	3.97	4.05
	3.91	Encourage questions	4.12	4.16

Counseling

2018	2021		Netherlands	Faculty
4.00		Satisfied with counseling	4.01	3.78
3.82		Opportunity	4.08	3.92
4.08		Quality	3.96	3.86

Assessment

◀4.27	**2.91**	Satisfied with assessment	◀3.72	◀3.72
◀4.29	**3.10**	Exam matches content	◀3.86	◀3.87
◀4.07	**3.10**	Clear criteria	◁3.69	◁3.75
◀4.29	**3.50**	Quality knowledge exam	3.82	◁3.82
◁4.17	**3.50**	Quality practice exam	3.71	3.73
	3.30	Exam form follows content	◁3.90	◁3.82
◁3.86	**3.20**	Feedback on exams	◁3.71	◁3.77

Engagement & contact

◁4.38	**4.00**	Teachers reachable	4.22	4.16
	3.50	Feedback	◁3.90	◁3.90
	3.80	Feel safe	4.10	4.15
	3.30	Feel at home	3.58	◁3.80
	3.70	Feel inspired	◁4.09	3.98
	3.90	Regularly engaged	4.27	4.11
	3.90	Involved outside lessons	3.96	3.81
	3.20	Feedback appreciated	◀3.92	◀4.01
3.82	**3.30**	Course evaluations	◀4.16	◀4.25

General

3.93	**3.45**	Information	3.82	3.74
◀4.21	**3.55**	Facilities	3.49	3.54
	3.73	Study pressure	3.70	3.47

"study pressure" is coded as: 1=too low, 3=good, 5=too high

data analysis:
Jeroen Fokker - Departement Computer Science - Utrecht University
Hossein Al Mahmoudi - UBD Teaching Policy - Utrecht University

Master program 60380

Social & Health Psychology (research)

Nationale Studenten Enquete 2021

Universiteit Utrecht

2018	2021		Netherlands	Faculty
3.71	**3.38**	Satisfied with program	◀ 4.07	◁ 3.91
4.09	**4.08**	General skills	4.23	3.85
3.83	**3.55**	Education feasibility	3.77	3.80
4.09	**3.73**	Atmosphere	4.12	3.99
3.65	**3.18**	Would choose again	◀ 4.21	◁ 4.00
◁ 3.74	**3.33**	Content & organisation	◀ 4.03	◁ 3.83
2.75	**2.73**	Connection to practice	◀ 3.49	◀ 3.78
3.81	**4.06**	Teachers	4.11	4.05
4.39 ▷	**4.82**	English	4.45 ▶	4.00 ▶
3.51	**3.62**	Counseling	3.87	3.89
3.80	**3.80**	Assessment	3.77	3.78
	3.96	Engagement & contact	4.12	4.01

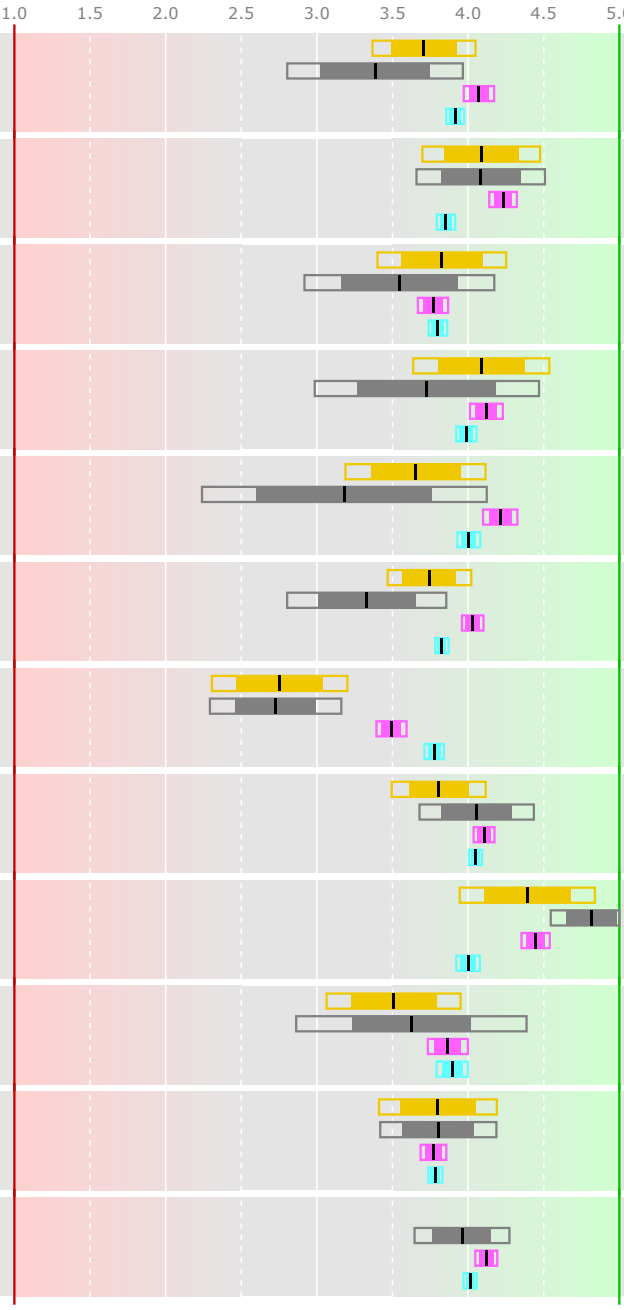

Response: 13 out of 29 = 44.8%

Compared to previous years

- program in 2018 (n=24)
- program in 2021 (n=13)
- 95% confidence interval
- 80% confidence interval

The UU program in 2021 is...

- ▶ probably better
- ▷ possibly better
- ◁ possibly worse
- ◀ probably worse

...than the comparison group

Compared to similar programs in NL

Netherlands

Utrecht: Development and Socialisation i (n=20)
Utrecht: Methodology and Statistics for (n=26)
Utrecht: Educational Sciences: Learning (n=10)
Leiden: Developmental Psychopathology i (n=17)
Leiden: Psychology (research) (n=51)
Groningen: Behavioural and Social Sciences (n=30)
UvA: Communication Science (research (n=32)
UvA: Psychology (research) (n=34)
VU: Social Psychology: Regulation o (n=8)
VU: Clinical and Developmental Psyc (n=13)
Nijmegen: Behavioural Science (research) (n=47)
Tilburg: Individual Differences and Asse (n=20)

Compared to Master program in faculty FSW

Faculty FSW

Onderwijswetenschappen (n=51)
Cultural Anthropology: Sociocultural Tr (n=11)
Development and Socialisation in Childh (n=20)
Methodology and Statistics for the Beha (n=26)
Neuroscience and Cognition (n=58)
Communicatie en Educatie van de Natuurw (n=19)
Talenonderwijs en Communicatie (n=34)
Culturele Antropologie (n=21)
Algemene Sociale Wetenschappen (n=57)
Mens- en Maatschappijonderwijs en Commu (n=1)
Sociology and Social Research (research (n=11)
Educational Sciences: Learning in Inter (n=10)
Sociologie (n=17)
Psychology (n=223)
Pedagogische Wetenschappen (n=120)
Migration, Ethnic relations and Multicu (n=7)
Leraar VHO in de Bètawetenschappen (n=5)
Leraar VHO in de Taal- en cultuurwetens (n=4)
Leraar VHO in de Mens- en Maatschappijw (n=3)
Educatie en Communicatie in de Mens- en (n=19)

Masterprogram 60380

Social & Health Psychology (research)

Content & organisation

2018	2021		Netherlands	Faculty
◁3.78	**3.25**	Satisfied with content	◀4.08	◀3.95
3.43	**3.09**	Up-to-date	◀3.96	◀3.97
4.04	**3.64**	Quality materials	◁4.17	4.00
4.13	**3.82**	Program level	◁4.27	4.04
3.57	**3.45**	Work methods	3.92	3.74
◁3.74	**2.82**	Can broaden/deepen	◀4.25	◀3.74
	3.36	Program coordination	3.66	3.63
4.04	**3.73**	Challenging	4.10	3.90
◁3.52	**2.73**	Shape your own program	◀3.92	◁3.58

Connection to practice

3.22	**3.33**	Satisfied with practice	3.73	3.68
2.96	**3.09**	Skills for practice	◁3.60	◀3.75
2.78	**2.36**	Link to professionals	◀3.38	◀3.81

Teachers

3.83▷	**4.27**	Satisfied with teachers	4.16	4.13
3.74▶	**4.73**	Involvement	4.09▶	4.05▶
4.00	**3.82**	Didactic skills	3.93	3.98
4.43	**4.45**	Content expertise	4.52	4.43
3.50▷	**4.00**	Practice knowledge	4.11	4.06
3.70	**4.00**	Supportive	3.90	3.90
◁3.96	**3.36**	Inspiring	◁3.99	◁3.76
	3.64	Understandable	◁4.04	◁4.06
	4.45	Encourage questions	4.26	4.16

Counseling

2018	2021		Netherlands	Faculty
3.48	**3.50**	Satisfied with counseling	3.88	3.78
3.74	**3.75**	Opportunity	3.92	3.93
3.48	**3.50**	Quality	3.81	3.86

Assessment

3.78	**3.82**	Satisfied with assessment	3.70	3.70
4.00	**4.09**	Exam matches content	3.87	3.86
3.65	**3.73**	Clear criteria	3.61	3.74
3.77	**3.64**	Quality knowledge exam	3.84	3.82
3.68	**3.64**	Quality practice exam	3.77	3.72
	3.91	Exam form follows content	3.85	3.81
3.26▷	**3.82**	Feedback on exams	3.69	3.76

Engagement & contact

3.18▶	**4.27**	Teachers reachable	4.34	4.15
	4.27	Feedback	3.90▷	3.88▷
	4.18	Feel safe	4.15	4.14
	3.36	Feel at home	3.78	◁3.80
	3.27	Feel inspired	◁4.12	◁3.99
	3.73	Regularly engaged	◀4.41	◁4.11
	3.91	Involved outside lessons	4.01	3.81
	4.27	Feedback appreciated	4.06	3.99▷
3.10▶	**4.36**	Course evaluations	4.33	4.24

General

3.26	**3.55**	Information	3.81	3.74
◀3.91	**3.09**	Facilities	◀3.67	◁3.55
	3.45	Study pressure	3.68	3.48

"study pressure" is coded as: 1=too low, 3=good, 5=too high

data analysis:
Jeroen Fokker - Departement Computer Science - Utrecht University
Hossein Al Mahmoudi - UBD Teaching Policy - Utrecht University

Master program 60382

Development and Socialisation in Childhood and Adolescence (research)

Nationale Studenten Enquete 2021

Universiteit Utrecht

2018	2021		Netherlands	Faculty
4.10 ▷	**4.45**	Satisfied with program	4.02 ▶	3.89 ▶
4.60	**4.68**	General skills	4.20 ▶	3.83 ▶
◀ 4.33	**3.68**	Education feasibility	3.77	3.80
4.30	**4.42**	Atmosphere	4.09 ▷	3.97 ▶
3.82 ▶	**4.47**	Would choose again	4.16 ▷	3.98 ▶
4.24	**4.28**	Content & organisation	3.99 ▶	3.81 ▶
3.33 ▷	**3.63**	Connection to practice	3.46	3.76
4.06 ▷	**4.30**	Teachers	4.09 ▶	4.04 ▶
4.47	**4.63**	English	4.45 ▷	4.00 ▶
3.78	**4.00**	Counseling	3.85	3.89
4.06	**3.93**	Assessment	3.76 ▷	3.78 ▷
	4.34	Engagement & contact	4.10 ▶	4.00 ▶

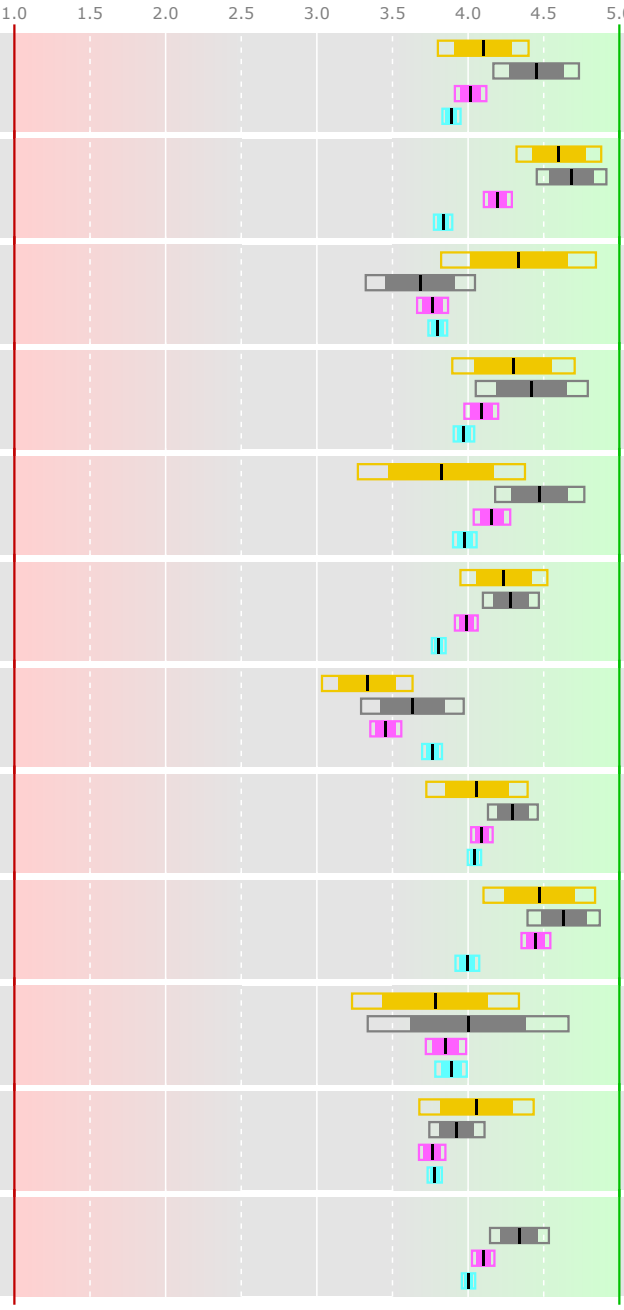

Response: 20 out of 31 = 64.5%

Compared to previous years

- program in 2018 (n=20)
- program in 2021 (n=20)
- 95% confidence interval
- 80% confidence interval

The UU program in 2021 is...

- ▶ probably better
- ▷ possibly better
- ◁ possibly worse
- ◀ probably worse

...than the comparison group

Compared to similar programs in NL

Netherlands

Utrecht: Social & Health Psychology (res (n=13)
Utrecht: Methodology and Statistics for (n=26)
Utrecht: Educational Sciences: Learning (n=10)
Leiden: Developmental Psychopathology i (n=17)
Leiden: Psychology (research) (n=51)
Groningen: Behavioural and Social Sciences (n=30)
UvA: Communication Science (research (n=32)
UvA: Psychology (research) (n=34)
VU: Social Psychology: Regulation o (n=8)
VU: Clinical and Developmental Psyc (n=13)
Nijmegen: Behavioural Science (research) (n=47)
Tilburg: Individual Differences and Asse (n=20)

Compared to Master program in faculty FSW

Faculty FSW

Onderwijswetenschappen (n=51)
Cultural Anthropology: Sociocultural Tr (n=11)
Social & Health Psychology (research) (n=13)
Methodology and Statistics for the Beha (n=26)
Neuroscience and Cognition (n=58)
Communicatie en Educatie van de Natuurw (n=19)
Talenonderwijs en Communicatie (n=34)
Culturele Antropologie (n=21)
Algemene Sociale Wetenschappen (n=57)
Mens- en Maatschappijonderwijs en Commu (n=1)
Sociology and Social Research (research (n=11)
Educational Sciences: Learning in Inter (n=10)
Sociologie (n=17)
Psychology (n=223)
Pedagogische Wetenschappen (n=120)
Migration, Ethnic relations and Multicu (n=7)
Leraar VHO in de Bètawetenschappen (n=5)
Leraar VHO in de Taal- en cultuurwetens (n=4)
Leraar VHO in de Mens- en Maatschappijw (n=3)
Educatie en Communicatie in de Mens- en (n=19)

Masterprogram 60382

Development and Socialisation in Childhood and Adolescence (research)

Content & organisation

2018	2021		Netherlands	Faculty
4.15 ▷	**4.42**	Satisfied with content	4.02 ▶	3.92 ▶
4.05	**4.11**	Up-to-date	3.92	3.95
4.50	**4.42**	Quality materials	4.13 ▶	3.98 ▶
4.53 ▷	**4.84**	Program level	4.21 ▶	4.02 ▶
4.15	**4.05**	Work methods	3.90	3.73 ▶
4.41	**4.26**	Can broaden/deepen	4.20	3.71 ▶
	4.05	Program coordination	3.62 ▶	3.62 ▶
4.65	**4.58**	Challenging	4.05 ▶	3.88 ▶
4.12	**3.95**	Shape your own program	3.88	3.55 ▷

Connection to practice

3.70	**3.89**	Satisfied with practice	3.70	3.67 ▷
3.60	**3.84**	Skills for practice	3.57 ▷	3.73
3.30	**3.42**	Link to professionals	3.34	◁ 3.79

Teachers

4.40	**4.63**	Satisfied with teachers	4.13 ▶	4.12 ▶
4.22	**4.42**	Involvement	4.09 ▷	4.05 ▶
3.94	**4.16**	Didactic skills	3.91 ▷	3.97 ▷
4.72	**4.89**	Content expertise	4.50 ▶	4.41 ▶
3.56 ▶	**4.21**	Practice knowledge	4.10	4.05
4.00	**4.21**	Supportive	3.88 ▶	3.89 ▶
3.94	**4.26**	Inspiring	3.95 ▷	3.74 ▶
	4.11	Understandable	4.02	4.05
	4.11	Encourage questions	4.28	4.16

Counseling

2018	2021		Netherlands	Faculty
3.80 ▷	**4.33**	Satisfied with counseling	3.85 ▷	3.77 ▶
3.89	**4.17**	Opportunity	3.91	3.92
3.88	**3.83**	Quality	3.80	3.86

Assessment

3.95	**4.05**	Satisfied with assessment	3.68 ▶	3.70 ▶
◁ 4.22	**3.89**	Exam matches content	3.87	3.86
3.78	**3.56**	Clear criteria	3.62	3.75
4.00	**4.11**	Quality knowledge exam	3.82 ▶	3.81 ▶
4.22	**4.00**	Quality practice exam	3.75 ▷	3.71 ▶
	4.17	Exam form follows content	3.83 ▶	3.81 ▶
3.72	**3.83**	Feedback on exams	3.69	3.76

Engagement & contact

3.94 ▷	**4.28**	Teachers reachable	4.34	4.15
	4.11	Feedback	3.90 ▷	3.88 ▷
	4.22	Feel safe	4.15	4.14
	4.17	Feel at home	3.73 ▷	3.79 ▷
	4.44	Feel inspired	4.07 ▶	3.97 ▶
	4.61	Regularly engaged	4.37 ▷	4.09 ▶
	4.22	Involved outside lessons	3.99	3.80 ▷
	4.33	Feedback appreciated	4.05 ▷	3.98 ▶
3.53 ▶	**4.67**	Course evaluations	4.31 ▶	4.23 ▶

General

4.15	**4.16**	Information	3.78 ▶	3.72 ▶
◀ 4.37	**3.74**	Facilities	3.64	3.53
	3.79	Study pressure	3.67	3.47

"study pressure" is coded as: 1=too low, 3=good, 5=too high

Reaction of program management:
Er zijn geen dimensies waar we onder doen voor het landelijk gemiddelde, maar bij algemene tevredenheid, sfeer en inhoud stijgen we toch boven het landelijk gemiddelde uit.

data analysis:
Jeroen Fokker - Departement Computer Science - Utrecht University
Hossein Al Mahmoudi - UBD Teaching Policy - Utrecht University

Master program 60384

Nationale Studenten Enquete 2021

Methodology and Statistics for the Behavioural, Biomedical and Social Sciences (research)

Universiteit Utrecht

2018	2021		Netherlands	Faculty
4.50	**4.38**	Satisfied with program	4.01 ▶	3.89 ▶
4.57	**4.38**	General skills	4.21	3.84 ▶
4.19	**4.19**	Education feasibility	3.72 ▶	3.78 ▶
4.79	**4.62**	Atmosphere	4.06 ▶	3.96 ▶
4.58	**4.65**	Would choose again	4.13 ▶	3.97 ▶
4.28	**4.24**	Content & organisation	3.98 ▶	3.80 ▶
3.69	**3.56**	Connection to practice	3.46	◁ 3.77
4.44	**4.39**	Teachers	4.08 ▶	4.04 ▶
4.58	**4.76**	English	4.43 ▶	3.98 ▶
4.23	**4.00**	Counseling	3.85	3.88
4.11	**4.03**	Assessment	3.75 ▷	3.77 ▷
	4.51	Engagement & contact	4.08 ▶	3.99 ▶

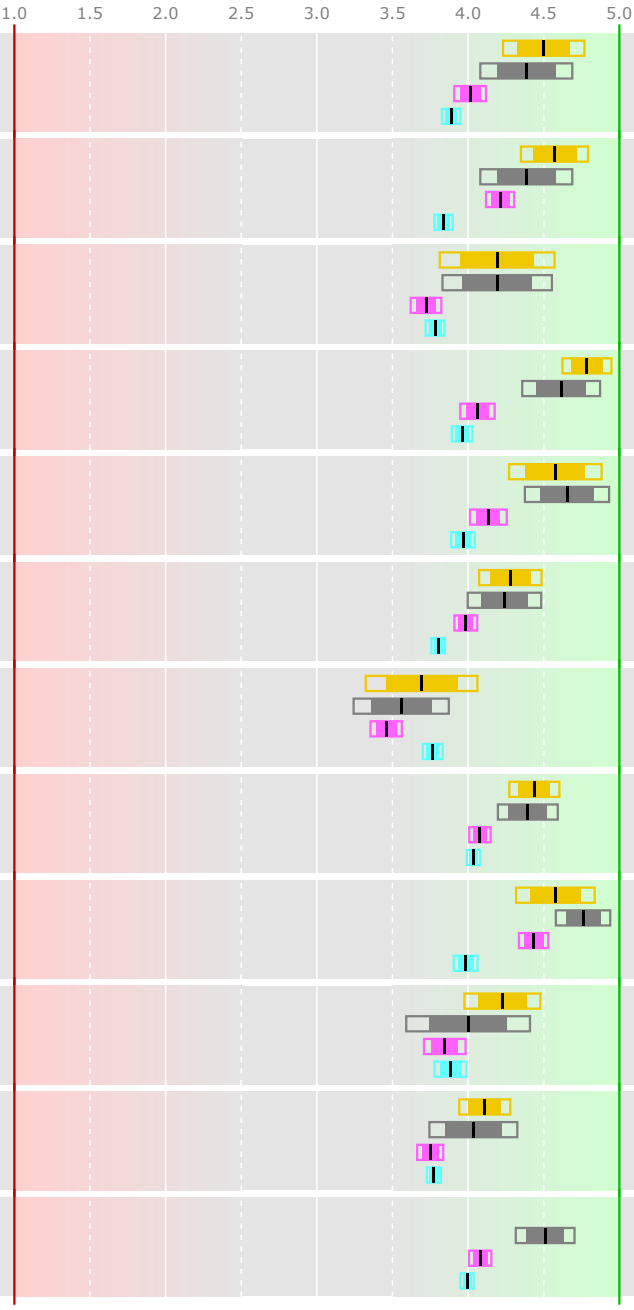

Response: 26 out of 39 = 66.7%

Compared to previous years

- program in 2018 (n=28)
- program in 2021 (n=26)
- 95% confidence interval
- 80% confidence interval

The UU program in 2021 is...

- ▶ probably better
- ▷ possibly better
- ◁ possibly worse
- ◀ probably worse

...than the comparison group

Compared to similar programs in NL

Netherlands

Utrecht: Social & Health Psychology (res (n=13)
Utrecht: Development and Socialisation i (n=20)
Utrecht: Educational Sciences: Learning (n=10)
Leiden: Developmental Psychopathology i (n=17)
Leiden: Psychology (research) (n=51)
Groningen: Behavioural and Social Sciences (n=30)
UvA: Communication Science (research (n=32)
UvA: Psychology (research) (n=34)
VU: Social Psychology: Regulation o (n=8)
VU: Clinical and Developmental Psyc (n=13)
Nijmegen: Behavioural Science (research) (n=47)
Tilburg: Individual Differences and Asse (n=20)

Compared to Master program in faculty FSW

Faculty FSW

Onderwijswetenschappen (n=51)
Cultural Anthropology: Sociocultural Tr (n=11)
Social & Health Psychology (research) (n=13)
Development and Socialisation in Childh (n=20)
Neuroscience and Cognition (n=58)
Communicatie en Educatie van de Natuurw (n=19)
Talenonderwijs en Communicatie (n=34)
Culturele Antropologie (n=21)
Algemene Sociale Wetenschappen (n=57)
Mens- en Maatschappijonderwijs en Commu (n=1)
Sociology and Social Research (research (n=11)
Educational Sciences: Learning in Inter (n=10)
Sociologie (n=17)
Psychology (n=223)
Pedagogische Wetenschappen (n=120)
Migration, Ethnic relations and Multicu (n=7)
Leraar VHO in de Bètawetenschappen (n=5)
Leraar VHO in de Taal- en cultuurwetens (n=4)
Leraar VHO in de Mens- en Maatschappijw (n=3)
Educatie en Communicatie in de Mens- en (n=19)

Masterprogram 60384

Methodology and Statistics for the Behavioural, Biomedical and Social Sciences (research)

Content & organisation

2018	2021		Netherlands	Faculty
4.39	**4.35**	Satisfied with content	4.02 ▶	3.92 ▶
4.25	**4.23**	Up-to-date	3.90 ▷	3.94 ▷
4.36	**4.46**	Quality materials	4.12 ▶	3.97 ▶
4.64	**4.54**	Program level	4.23 ▷	4.02 ▶
4.14	**4.00**	Work methods	3.90	3.72 ▷
4.19	**4.23**	Can broaden/deepen	4.20	3.71 ▶
	4.19	Program coordination	3.60 ▶	3.61 ▶
4.31	**4.38**	Challenging	4.06 ▶	3.88 ▶
◁ 4.23	**3.88**	Shape your own program	3.88	3.55 ▷

Connection to practice

4.29	**4.04**	Satisfied with practice	3.68 ▶	3.66 ▶
3.92	**3.65**	Skills for practice	3.58	3.74
3.70	**3.46**	Link to professionals	3.34	◀ 3.79

Teachers

4.54	**4.42**	Satisfied with teachers	4.14 ▷	4.12 ▶
4.58	**4.56**	Involvement	4.07 ▶	4.04 ▶
4.15	**4.28**	Didactic skills	3.89 ▶	3.97 ▶
4.85	**4.88**	Content expertise	4.49 ▶	4.41 ▶
4.50	**4.32**	Practice knowledge	4.09 ▷	4.05 ▷
4.46	**4.24**	Supportive	3.87 ▶	3.88 ▶
4.31	**4.36**	Inspiring	3.94 ▶	3.73 ▶
	4.12	Understandable	4.02	4.05
	4.40	Encourage questions	4.26	4.15 ▷

Counseling

2018	2021		Netherlands	Faculty
4.11	**4.31**	Satisfied with counseling	3.83 ▷	3.75 ▶
4.20	**4.08**	Opportunity	3.90	3.91
4.14	**3.92**	Quality	3.79	3.85

Assessment

3.89	**3.88**	Satisfied with assessment	3.68	3.70
4.15	**4.08**	Exam matches content	3.86 ▷	3.85 ▷
4.08	**3.96**	Clear criteria	3.58 ▷	3.73
4.08	**4.08**	Quality knowledge exam	3.81 ▷	3.80 ▷
4.04	**4.04**	Quality practice exam	3.74 ▷	3.71 ▶
	4.04	Exam form follows content	3.83	3.81 ▷
3.96	**4.00**	Feedback on exams	3.67 ▷	3.75

Engagement & contact

4.62	**4.79**	Teachers reachable	4.30 ▶	4.13 ▶
	4.29	Feedback	3.88 ▶	3.87 ▶
	4.58	Feel safe	4.11 ▶	4.13 ▶
	4.54	Feel at home	3.69 ▶	3.77 ▶
	4.58	Feel inspired	4.05 ▶	3.96 ▶
	4.58	Regularly engaged	4.37 ▷	4.09 ▶
	4.17	Involved outside lessons	3.99	3.80 ▷
	4.46	Feedback appreciated	4.03 ▶	3.98 ▶
4.54	**4.58**	Course evaluations	4.31 ▷	4.22 ▶

General

4.18	**4.31**	Information	3.76 ▶	3.71 ▶
4.14	**4.00**	Facilities	3.62 ▶	3.52 ▶
	3.65	Study pressure	3.68	3.47

"study pressure" is coded as: 1=too low, 3=good, 5=too high

data analysis:
Jeroen Fokker - Departement Computer Science - Utrecht University
Hossein Al Mahmoudi - UBD Teaching Policy - Utrecht University

Master program 60388

Economics of Competition and Regulation

Nationale Studenten Enquete 2021

Universiteit Utrecht

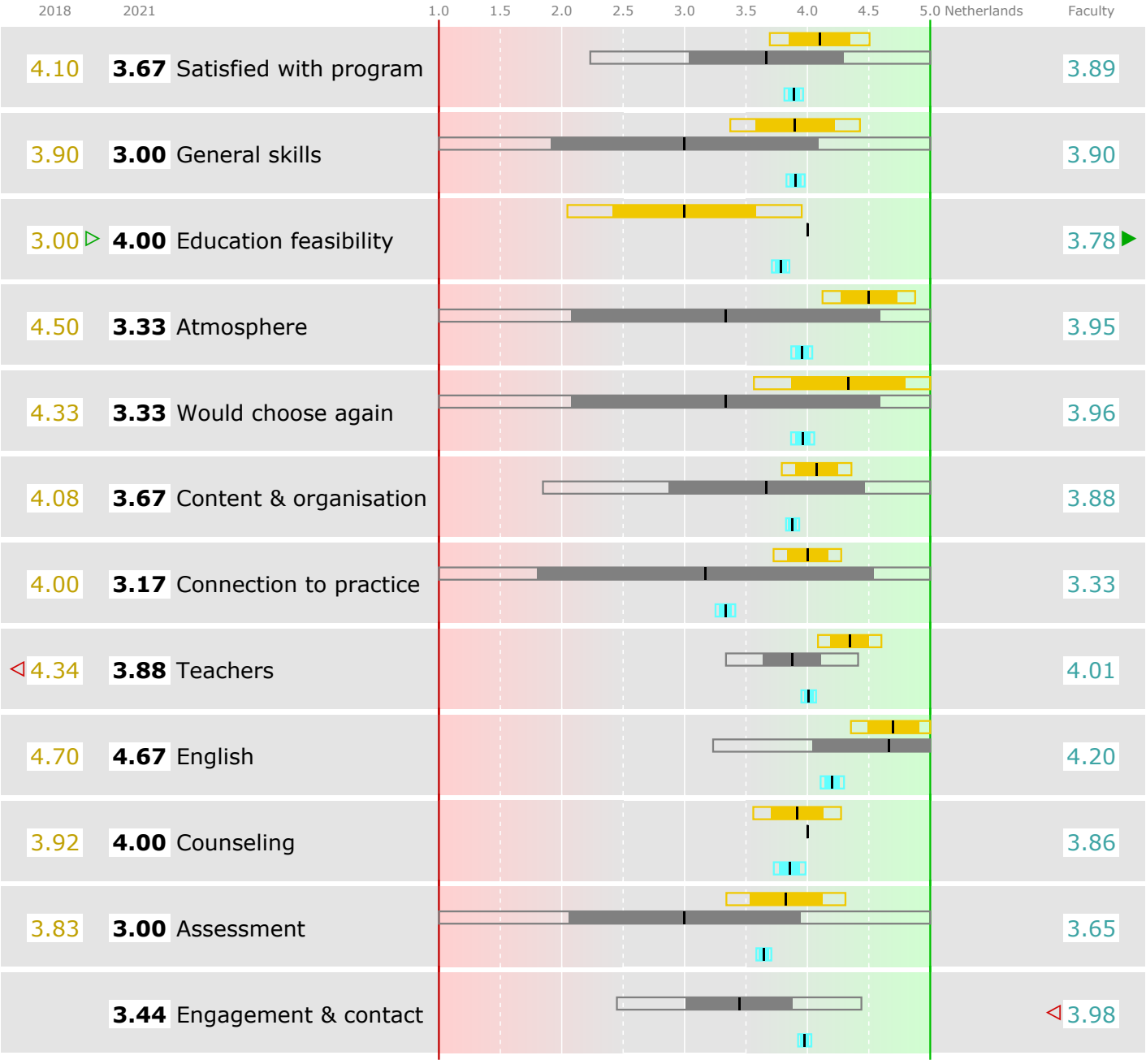

Response: 3 out of 15 = 20.0%

Compared to previous years

- program in 2018 (n=10)
- program in 2021 (n=3)
- 95% confidence interval
- 80% confidence interval

The UU program in 2021 is...

- ▶ probably better
- ▷ possibly better
- ◁ possibly worse
- ◀ probably worse

...than the comparison group

Compared to Master program in faculty REBO

Faculty REBO

Economics of Public Policy and Manageme (n=20)
Research in Public Administration and O (n=8)
Bestuurs- en Organisatiewetenschap (n=94)
European Law (n=44)
International Economics and Business (n=111)
Recht en onderneming (n=21)
Law and Economics (n=15)
Legal Research (research) (n=12)
Public International Law (n=52)
Multidisciplinary Economics (research) (n=10)
Nederlands Recht (n=80)
Criminologie (n=36)
Notarieel Recht (n=11)
Bestuurs- en Organisatiewetenschap (dee (n=25)

Masterprogram 60388

Economics of Competition and Regulation

Content & organisation

2018	2021		Netherlands	Faculty
◁4.20	**3.00**	Satisfied with content		4.05
4.67	**4.33**	Up-to-date		4.12
3.90	**4.00**	Quality materials		4.01
◁4.10	**3.33**	Program level		◁4.03
4.10	**4.33**	Work methods		3.75
3.56	**3.33**	Can broaden/deepen		3.95
	3.67	Program coordination		3.72
4.00	**3.67**	Challenging		3.95
◁3.78	**2.67**	Shape your own program		◁3.50

Connection to practice

3.80	**2.67**	Satisfied with practice		3.48
3.90	**3.67**	Skills for practice		3.44
3.80	**2.67**	Link to professionals		3.22

Teachers

◁4.30	**4.00**	Satisfied with teachers		4.04
◁4.50	**4.00**	Involvement		3.99
4.20	**3.67**	Didactic skills		3.97
4.30	**4.33**	Content expertise		4.38
4.40	**4.00**	Practice knowledge		3.96
4.30	**3.67**	Supportive		3.85
3.90	**3.67**	Inspiring		3.74
	3.67	Understandable		4.02
	4.00	Encourage questions		◀4.18

Counseling

2018	2021		Netherlands	Faculty
3.90	**4.00**	Satisfied with counseling		3.80
4.00	**4.00**	Opportunity		3.87
4.00	**4.00**	Quality		3.84

Assessment

◁3.90	**2.67**	Satisfied with assessment		◁3.52
3.80	**3.00**	Exam matches content		3.72
3.80	**3.33**	Clear criteria		3.58
3.90	**3.00**	Quality knowledge exam		3.72
3.80	**2.67**	Quality practice exam		3.59
	3.67	Exam form follows content		3.75
◁4.10	**2.33**	Feedback on exams		3.53

Engagement & contact

4.70	**4.00**	Teachers reachable		4.21
	3.33	Feedback		3.72
	3.33	Feel safe		4.19
	3.00	Feel at home		3.83
	3.67	Feel inspired		3.97
	3.67	Regularly engaged		4.13
	2.67	Involved outside lessons		3.69
	4.00	Feedback appreciated		3.93
3.83	**3.33**	Course evaluations		4.15

General

3.70	**3.67**	Information		3.83
4.00	**3.67**	Facilities		3.35
	4.00	Study pressure		3.54

"study pressure" is coded as: 1=too low, 3=good, 5=too high

data analysis:
Jeroen Fokker - Departement Computer Science - Utrecht University
Hossein Al Mahmoudi - UBD Teaching Policy - Utrecht University

Master program 60389

Economics of Public Policy and Management

Nationale Studenten Enquete 2021

Universiteit Utrecht

2018	2021		Netherlands	Faculty
4.07	**4.05**	Satisfied with program	3.80 ▷	3.88
4.04	**3.80**	General skills	3.84	3.90
4.11	**3.85**	Education feasibility	3.68	3.78
◀ 4.36	**3.80**	Atmosphere	3.64	3.96
4.11	**4.00**	Would choose again	3.94	3.96
4.01	**3.81**	Content & organisation	3.85	3.88
2.99	**3.31**	Connection to practice	3.49	3.33
3.99	**4.00**	Teachers	3.84 ▷	4.01
4.14	**4.39**	English	4.08 ▷	4.20
3.76	**3.50**	Counseling	3.65	3.86
3.69	**3.69**	Assessment	3.69	3.64
	4.07	Engagement & contact	3.87 ▷	3.97

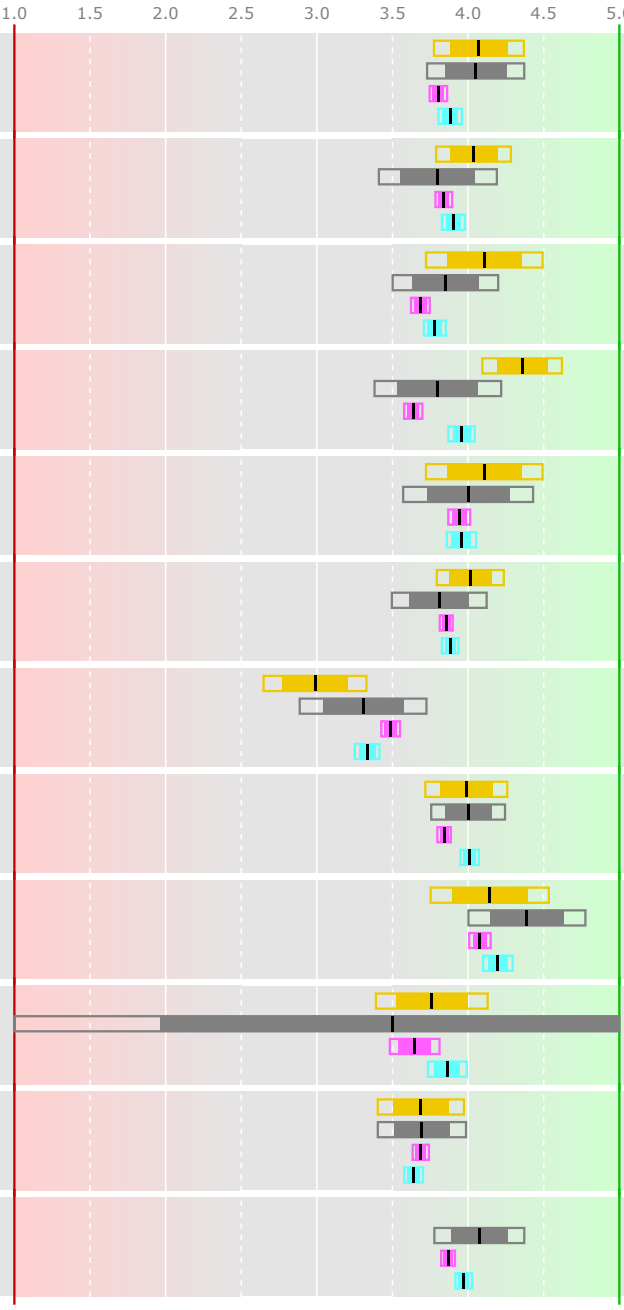

Response: 20 out of 43 = 46.5%

Compared to previous years

program in 2018 (n=28)
program in 2021 (n=20)
95% confidence interval
80% confidence interval

The UU program in 2021 is...
▶ probably better
▷ possibly better
◁ possibly worse
◀ probably worse
...than the comparison group

Compared to similar programs in NL

Netherlands

Nyenrode Business Universiteit: Accountancy (n=284)
Groningen: Finance (n=56)
Rotterdam: Accounting, Auditing and Contro (n=53)
UvA: Finance (n=89)
VU: Finance (n=72)
VU: Accounting and Control (n=72)
VU: Risk Management for Financial I (n=5)
Tilburg: Finance (n=167)
Tilburg: Accountancy (n=63)

Compared to Master program in faculty REBO

Faculty REBO

Economics of Competition and Regulation (n=3)
Research in Public Administration and O (n=8)
Bestuurs- en Organisatiewetenschap (n=94)
European Law (n=44)
International Economics and Business (n=111)
Recht en onderneming (n=21)
Law and Economics (n=15)
Legal Research (research) (n=12)
Public International Law (n=52)
Multidisciplinary Economics (research) (n=10)
Nederlands Recht (n=80)
Criminologie (n=36)
Notarieel Recht (n=11)
Bestuurs- en Organisatiewetenschap (dee (n=25)

Masterprogram 60389

Economics of Public Policy and Management

Content & organisation

2018	2021		Netherlands	Faculty
4.14	**4.00**	Satisfied with content	4.03	4.04
4.11	**4.16**	Up-to-date	3.99	4.12
3.86	**3.95**	Quality materials	4.01	4.02
4.11	**4.00**	Program level	4.12	4.03
3.89	**3.84**	Work methods	3.71	3.75
4.00	**3.89**	Can broaden/deepen	3.75	3.95
	3.84	Program coordination	3.72	3.71
3.96	**3.84**	Challenging	4.06	3.96
◀4.14	**2.95**	Shape your own program	◀3.49	◀3.52

Connection to practice

3.75	**3.70**	Satisfied with practice	3.66	3.47
3.18	**3.33**	Skills for practice	3.57	3.45
3.07	**3.28**	Link to professionals	3.40	3.22

Teachers

3.89	**3.90**	Satisfied with teachers	3.90	4.05
4.07	**4.00**	Involvement	3.63▶	3.99
3.75	**4.00**	Didactic skills	3.81	3.96
3.96▷	**4.33**	Content expertise	4.30	4.38
3.82	**4.00**	Practice knowledge	4.06	3.96
4.07	**3.78**	Supportive	3.55	3.85
3.89	**3.61**	Inspiring	3.51	3.74
	3.94	Understandable	3.87	4.02
	4.33	Encourage questions	3.98▶	4.17

Counseling

2018	2021		Netherlands	Faculty
3.57▷	**4.00**	Satisfied with counseling	3.52▶	3.79▷
3.88	**3.50**	Opportunity	3.68	3.88
3.75	**3.50**	Quality	3.61	3.85

Assessment

3.71	**3.60**	Satisfied with assessment	3.48	3.52
3.82	**3.72**	Exam matches content	3.71	3.71
3.75	**3.67**	Clear criteria	3.77	3.57
3.64	**3.72**	Quality knowledge exam	3.78	3.71
3.54	**3.72**	Quality practice exam	3.71	3.58
	3.83	Exam form follows content	3.75	3.74
◁3.93	**3.50**	Feedback on exams	3.41	3.52

Engagement & contact

4.26	**4.06**	Teachers reachable	3.92	4.21
	3.89	Feedback	3.54▷	3.71
	4.17	Feel safe	4.13	4.18
	4.06	Feel at home	3.87	3.82
	3.89	Feel inspired	3.83	3.97
	4.28	Regularly engaged	4.07	4.12
	3.67	Involved outside lessons	3.69	3.69
	4.17	Feedback appreciated	3.83▶	3.93▷
3.48▶	**4.50**	Course evaluations	3.96▶	4.13▶

General

◁3.82	**3.50**	Information	◁3.71	◀3.85
◀3.89	**2.75**	Facilities	◀3.47	◀3.37
	3.47	Study pressure	3.61	3.54

"study pressure" is coded as: 1=too low, 3=good, 5=too high

data analysis:
Jeroen Fokker - Departement Computer Science - Utrecht University
Hossein Al Mahmoudi - UBD Teaching Policy - Utrecht University

Master program 60391

Research in Public Administration and Organizational Science (research)

Nationale Studenten Enquete 2021

Universiteit Utrecht

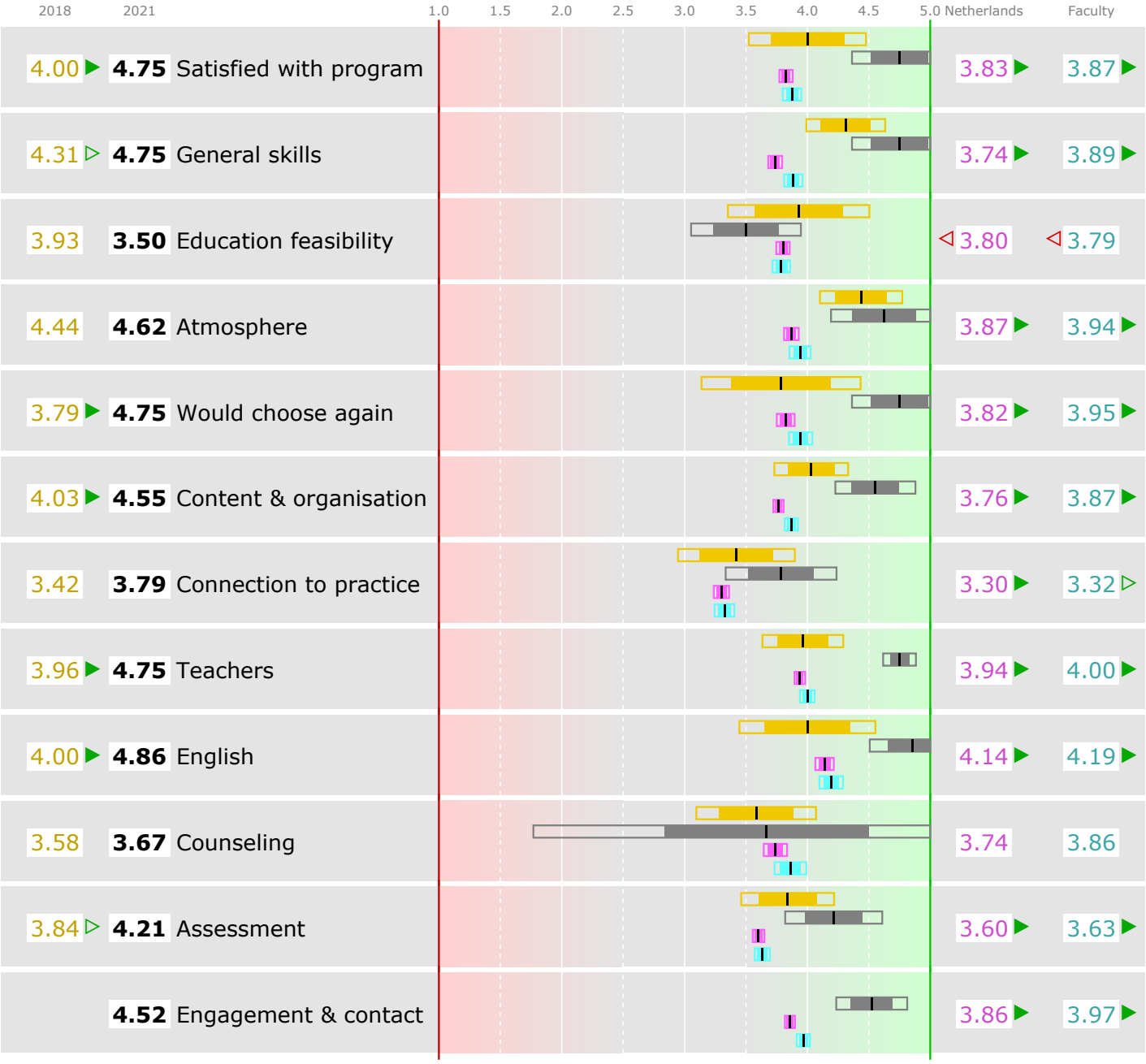

Response: 8 out of 25 = 32.0%

Compared to previous years

- program in 2018 (n=16)
- program in 2021 (n=8)
- 95% confidence interval
- 80% confidence interval

The UU program in 2021 is...

- ▶ probably better
- ▷ possibly better
- ◁ possibly worse
- ◀ probably worse

...than the comparison group

Compared to similar programs in NL

Netherlands

Utrecht: Bestuurs- en Organisatiewetensc (n=94)
Utrecht: Bestuurs- en Organisatiewetensc (n=25)
Leiden: Public Administration (n=136)
Leiden: Management Publieke Sector (n=61)
Leiden: Crisis and Security Management (n=160)
Rotterdam: Public Administration (n=168)
Rotterdam: International Public Management (n=53)
Twente: Public Administration (n=18)
Maastricht: Public Policy and Human Develop (n=89)
VU: Bestuurskunde (n=52)
Nijmegen: Bestuurskunde (n=59)
Tilburg: Bestuurskunde (n=28)

Compared to Master program in faculty REBO

Faculty REBO

Economics of Competition and Regulation (n=3)
Economics of Public Policy and Manageme (n=20)
Bestuurs- en Organisatiewetenschap (n=94)
European Law (n=44)
International Economics and Business (n=111)
Recht en onderneming (n=21)
Law and Economics (n=15)
Legal Research (research) (n=12)
Public International Law (n=52)
Multidisciplinary Economics (research) (n=10)
Nederlands Recht (n=80)
Criminologie (n=36)
Notarieel Recht (n=11)
Bestuurs- en Organisatiewetenschap (dee (n=25)

Masterprogram 60391

Research in Public Administration and Organizational Science (research)

Content & organisation

2018	2021		Netherlands	Faculty
4.00 ▶	**4.88**	Satisfied with content	3.94 ▶	4.03 ▶
4.00 ▷	**4.57**	Up-to-date	4.17 ▷	4.12 ▷
4.31 ▷	**4.71**	Quality materials	3.95 ▶	4.00 ▶
4.12 ▷	**4.71**	Program level	3.92 ▶	4.02 ▶
4.12 ▶	**5.00**	Work methods	3.63 ▶	3.73 ▶
4.21	**4.57**	Can broaden/deepen	3.69 ▶	3.93 ▷
	4.00	Program coordination	3.63	3.71
4.29 ▶	**5.00**	Challenging	3.84 ▶	3.94 ▶
3.79	**3.86**	Shape your own program	3.29	3.49

Connection to practice

3.75 ▷	**4.38**	Satisfied with practice	3.40 ▶	3.46 ▶
3.60	**4.00**	Skills for practice	3.35 ▶	3.44 ▶
3.33	**3.57**	Link to professionals	3.25	3.21

Teachers

3.81 ▶	**4.75**	Satisfied with teachers	3.99 ▶	4.03 ▶
4.00 ▶	**5.00**	Involvement	3.85 ▶	3.98 ▶
3.80 ▶	**4.86**	Didactic skills	3.88 ▶	3.95 ▶
4.47 ▷	**4.86**	Content expertise	4.40 ▶	4.37 ▶
3.80	**4.00**	Practice knowledge	3.91	3.96
3.93 ▶	**5.00**	Supportive	3.72 ▶	3.83 ▶
4.07 ▶	**4.86**	Inspiring	3.64 ▶	3.72 ▶
	4.71	Understandable	3.97 ▶	4.01 ▶
	4.71	Encourage questions	4.13 ▶	4.17 ▶

Counseling

2018	2021		Netherlands	Faculty
3.62	**3.67**	Satisfied with counseling	3.69	3.80
3.92	**4.00**	Opportunity	3.76	3.87
3.75	**3.33**	Quality	3.72	3.85

Assessment

3.56 ▷	**4.12**	Satisfied with assessment	3.62 ▶	3.51 ▶
3.93 ▷	**4.43**	Exam matches content	3.76 ▶	3.70 ▶
3.50	**3.86**	Clear criteria	3.59	3.57
4.00 ▷	**4.43**	Quality knowledge exam	3.69 ▶	3.70 ▶
3.93	**4.00**	Quality practice exam	3.54 ▷	3.58
	4.57	Exam form follows content	3.74 ▶	3.73 ▶
3.67	**4.00**	Feedback on exams	3.29 ▷	3.52 ▷

Engagement & contact

3.93	**4.29**	Teachers reachable	4.04	4.21
	4.43	Feedback	3.51 ▶	3.71 ▶
	4.43	Feel safe	4.20	4.18
	4.57	Feel at home	3.75 ▶	3.81 ▶
	4.86	Feel inspired	3.85 ▶	3.96 ▶
	5.00	Regularly engaged	4.04 ▶	4.11 ▶
	3.57	Involved outside lessons	3.70	3.69
	4.71	Feedback appreciated	3.72 ▶	3.92 ▶
3.21 ▶	**4.86**	Course evaluations	3.92 ▶	4.13 ▶

General

3.19 ▶	**4.38**	Information	3.78 ▶	3.83 ▶
3.50	**3.62**	Facilities	3.50	3.34
	3.86	Study pressure	3.36	3.54

"study pressure" is coded as: 1=too low, 3=good, 5=too high

data analysis:
Jeroen Fokker - Departement Computer Science - Utrecht University
Hossein Al Mahmoudi - UBD Teaching Policy - Utrecht University

Master program 60446

Bestuurs- en Organisatiewetenschap

Nationale Studenten Enquete 2021

Universiteit Utrecht

2018	2021		Netherlands	Faculty
4.15	**4.09**	Satisfied with program	3.81 ▶	3.85 ▶
4.12	**4.15**	General skills	3.70 ▶	3.85 ▶
3.81	**3.96**	Education feasibility	3.78 ▶	3.75 ▶
4.48	**4.33**	Atmosphere	3.83 ▶	3.87 ▶
◁ 4.41	**4.18**	Would choose again	3.79 ▶	3.91 ▶
3.99	**3.96**	Content & organisation	3.75 ▶	3.86 ▷
3.84	**3.92**	Connection to practice	3.23 ▶	3.20 ▶
4.10	**4.20**	Teachers	3.92 ▶	3.97 ▶
3.96	**3.88**	English	◁ 4.16	◁ 4.24
3.79	**3.85**	Counseling	3.73	3.86
3.78	**3.74**	Assessment	3.59 ▷	3.62 ▷
	4.10	Engagement & contact	3.84 ▶	3.95 ▶

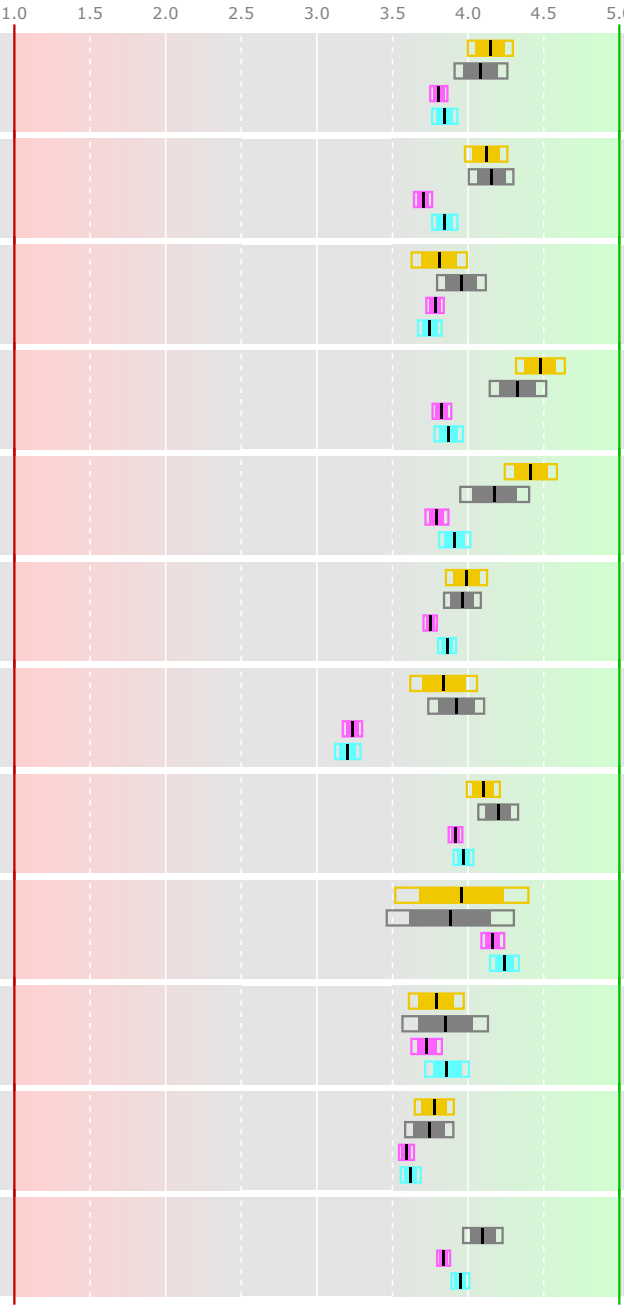

Response: 94 out of 248 = 37.9%

Compared to previous years

- program in 2018 (n=95)
- program in 2021 (n=94)
- 95% confidence interval
- 80% confidence interval

The UU program in 2021 is...

- ▶ probably better
- ▷ possibly better
- ◁ possibly worse
- ◀ probably worse

...than the comparison group

Compared to similar programs in NL

Netherlands

Utrecht: Research in Public Administrati (n=8)
Utrecht: Bestuurs- en Organisatiewetensc (n=25)
Leiden: Public Administration (n=136)
Leiden: Management Publieke Sector (n=61)
Leiden: Crisis and Security Management (n=160)
Rotterdam: Public Administration (n=168)
Rotterdam: International Public Management (n=53)
Twente: Public Administration (n=18)
Maastricht: Public Policy and Human Develop (n=89)
VU: Bestuurskunde (n=52)
Nijmegen: Bestuurskunde (n=59)
Tilburg: Bestuurskunde (n=28)

Compared to Master program in faculty REBO

Faculty REBO

Economics of Competition and Regulation (n=3)
Economics of Public Policy and Manageme (n=20)
Research in Public Administration and O (n=8)
European Law (n=44)
International Economics and Business (n=111)
Recht en onderneming (n=21)
Law and Economics (n=15)
Legal Research (research) (n=12)
Public International Law (n=52)
Multidisciplinary Economics (research) (n=10)
Nederlands Recht (n=80)
Criminologie (n=36)
Notarieel Recht (n=11)
Bestuurs- en Organisatiewetenschap (dee (n=25)

Masterprogram 60446

Bestuurs- en Organisatiewetenschap

Content & organisation

2018	2021		Netherlands	Faculty
4.01	**4.15**	Satisfied with content	3.93 ▶	4.02 ▷
4.22 ▷	**4.45**	Up-to-date	4.14 ▶	4.06 ▶
4.03	**4.02**	Quality materials	3.95	4.01
4.06	**4.03**	Program level	3.91 ▷	4.02
4.04	**3.95**	Work methods	3.61 ▶	3.71 ▶
3.91	**3.86**	Can broaden/deepen	3.68 ▷	3.96
	3.82	Program coordination	3.62 ▶	3.69
4.01	**3.97**	Challenging	3.84 ▷	3.95
◀ 3.95	**3.62**	Shape your own program	3.25 ▶	3.47

Connection to practice

◁ 3.98	**3.75**	Satisfied with practice	3.38 ▶	3.42 ▶
3.96	**3.93**	Skills for practice	3.29 ▶	3.34 ▶
3.89	**3.91**	Link to professionals	3.18 ▶	3.07 ▶

Teachers

4.14	**4.27**	Satisfied with teachers	3.97 ▶	3.99 ▶
4.38	**4.28**	Involvement	3.81 ▶	3.93 ▶
3.80 ▶	**4.19**	Didactic skills	3.85 ▶	3.91 ▶
4.31 ▶	**4.62**	Content expertise	4.38 ▶	4.32 ▶
4.06	**4.06**	Practice knowledge	3.90 ▷	3.94
4.05	**4.11**	Supportive	3.69 ▶	3.79 ▶
3.93	**3.89**	Inspiring	3.62 ▶	3.71 ▷
	4.12	Understandable	3.96 ▷	4.00 ▷
	4.31	Encourage questions	4.12 ▶	4.15 ▷

Counseling

2018	2021		Netherlands	Faculty
3.91	**3.79**	Satisfied with counseling	3.68	3.80
3.99	**3.94**	Opportunity	3.74	3.86
3.88	**3.76**	Quality	3.71	3.86

Assessment

3.77	**3.84**	Satisfied with assessment	3.60 ▶	3.45 ▶
3.87	**3.92**	Exam matches content	3.75 ▷	3.67 ▶
3.45	**3.55**	Clear criteria	3.60	3.58
◁ 3.91	**3.73**	Quality knowledge exam	3.70	3.71
◁ 3.88	**3.65**	Quality practice exam	3.53	3.57
	3.86	Exam form follows content	3.74	3.72 ▷
3.93	**3.77**	Feedback on exams	3.24 ▶	3.47 ▶

Engagement & contact

4.36	**4.37**	Teachers reachable	4.01 ▶	4.17 ▶
	4.06	Feedback	3.45 ▶	3.65 ▶
	4.29	Feel safe	4.20	4.16
	4.07	Feel at home	3.73 ▶	3.77 ▶
	3.90	Feel inspired	3.85	3.98
	4.16	Regularly engaged	4.04 ▷	4.12
	3.80	Involved outside lessons	3.68	3.66
	4.02	Feedback appreciated	3.69 ▶	3.92
3.45 ▶	**4.22**	Course evaluations	3.90 ▶	4.13

General

3.80 ▷	**3.97**	Information	3.76 ▶	3.81 ▷
3.46	**3.47**	Facilities	3.50	3.32 ▷
	3.32	Study pressure	3.36	3.59

"study pressure" is coded as: 1=too low, 3=good, 5=too high

data analysis:
Jeroen Fokker - Departement Computer Science - Utrecht University
Hossein Al Mahmoudi - UBD Teaching Policy - Utrecht University

Master program 60446 BEBM

Bestuur en beleid

Bestuurs- en Organisatiewetenschap

Nationale Studenten Enquete 2021

Universiteit Utrecht

2018	2021		Netherlands	Faculty
4.15 ▷	**4.43**	Satisfied with program	3.81 ▶	3.85 ▶
4.12	**4.31**	General skills	3.70 ▶	3.85 ▶
3.81 ▷	**4.17**	Education feasibility	3.78 ▶	3.75 ▶
4.48	**4.67**	Atmosphere	3.83 ▶	3.87 ▶
4.41 ▷	**4.67**	Would choose again	3.79 ▶	3.91 ▶
3.99	**4.16**	Content & organisation	3.75 ▶	3.86 ▷
3.84	**4.12**	Connection to practice	3.23 ▶	3.20 ▶
4.10	**4.31**	Teachers	3.92 ▷	3.97 ▷
3.96	**3.50**	English	4.16	4.24
3.79	**3.71**	Counseling	3.73	3.86
3.78 ▷	**4.06**	Assessment	3.59 ▶	3.62 ▶
	4.33	Engagement & contact	3.84 ▶	3.95 ▶

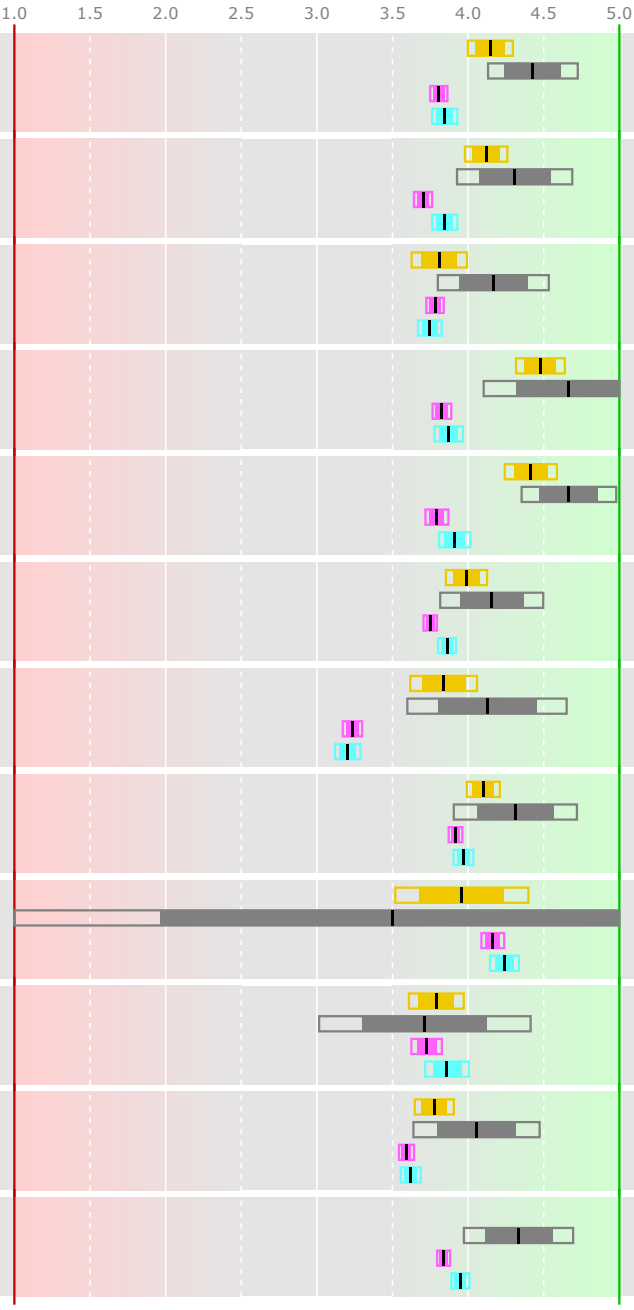

Response: 14 out of 34 = 41.2%

Compared to previous years

- program in 2018 (n=95)
- BEBM in 2021 (n=14)
- 95% confidence interval
- 80% confidence interval

The UU program in 2021 is...

- ▶ probably better
- ▷ possibly better
- ◁ possibly worse
- ◀ probably worse

...than the comparison group

Compared to similar programs in NL

Netherlands

Utrecht: Research in Public Administrati (n=8)
Utrecht: Bestuurs- en Organisatiewetensc (n=25)
Leiden: Public Administration (n=136)
Leiden: Management Publieke Sector (n=61)
Leiden: Crisis and Security Management (n=160)
Rotterdam: Public Administration (n=168)
Rotterdam: International Public Management (n=53)
Twente: Public Administration (n=18)
Maastricht: Public Policy and Human Develop (n=89)
VU: Bestuurskunde (n=52)
Nijmegen: Bestuurskunde (n=59)
Tilburg: Bestuurskunde (n=28)

Compared to Master program in faculty REBO

Faculty REBO

Economics of Competition and Regulation (n=3)
Economics of Public Policy and Manageme (n=20)
Research in Public Administration and O (n=8)
European Law (n=44)
International Economics and Business (n=111)
Recht en onderneming (n=21)
Law and Economics (n=15)
Legal Research (research) (n=12)
Public International Law (n=52)
Multidisciplinary Economics (research) (n=10)
Nederlands Recht (n=80)
Criminologie (n=36)
Notarieel Recht (n=11)
Bestuurs- en Organisatiewetenschap (dee (n=25)

Masterprogram 60446 BEBM

Bestuur en beleid
Bestuurs- en Organisatiewetenschap

Content & organisation

2018	2021		Netherlands	Faculty
4.01 ▶	**4.46**	Satisfied with content	3.93 ▶	4.02 ▶
4.22 ▶	**4.75**	Up-to-date	4.14 ▶	4.06 ▶
4.03 ▶	**4.42**	Quality materials	3.95 ▶	4.01 ▶
4.06	**4.33**	Program level	3.91 ▷	4.02
4.04	**4.00**	Work methods	3.61	3.71
3.91	**4.00**	Can broaden/deepen	3.68 ▷	3.96
	4.00	Program coordination	3.62 ▷	3.69
4.01	**4.08**	Challenging	3.84	3.95
3.95	**3.67**	Shape your own program	3.25	3.47

Connection to practice

3.98	**4.00**	Satisfied with practice	3.38 ▶	3.42 ▶
3.96	**4.17**	Skills for practice	3.29 ▶	3.34 ▶
3.89	**4.08**	Link to professionals	3.18 ▶	3.07 ▶

Teachers

4.14 ▶	**4.69**	Satisfied with teachers	3.97 ▶	3.99 ▶
4.38	**4.25**	Involvement	3.81 ▷	3.93 ▷
3.80 ▶	**4.33**	Didactic skills	3.85 ▶	3.91 ▷
4.31 ▶	**4.75**	Content expertise	4.38 ▶	4.32 ▶
4.06 ▶	**4.50**	Practice knowledge	3.90 ▶	3.94 ▶
4.05	**4.00**	Supportive	3.69	3.79
3.93	**4.08**	Inspiring	3.62 ▷	3.71 ▷
	4.42	Understandable	3.96 ▶	4.00 ▷
	4.17	Encourage questions	4.12	4.15

Counseling

2018	2021		Netherlands	Faculty
3.91	**3.71**	Satisfied with counseling	3.68	3.80
3.99	**3.57**	Opportunity	3.74	3.86
3.88	**3.86**	Quality	3.71	3.86

Assessment

3.77 ▷	**4.08**	Satisfied with assessment	3.60 ▶	3.45 ▶
3.87 ▶	**4.33**	Exam matches content	3.75 ▶	3.67 ▶
3.45 ▷	**3.92**	Clear criteria	3.60 ▷	3.58 ▷
3.91	**3.92**	Quality knowledge exam	3.70	3.71
3.88	**4.00**	Quality practice exam	3.53 ▷	3.57 ▷
	4.25	Exam form follows content	3.74 ▶	3.72 ▶
3.93	**3.92**	Feedback on exams	3.24 ▷	3.47 ▷

Engagement & contact

4.36	**4.50**	Teachers reachable	4.01 ▶	4.17 ▷
	4.17	Feedback	3.45 ▶	3.65 ▷
	4.50	Feel safe	4.20	4.16
	4.42	Feel at home	3.73 ▶	3.77 ▶
	4.25	Feel inspired	3.85 ▷	3.98
	4.33	Regularly engaged	4.04 ▷	4.12
	4.17	Involved outside lessons	3.68 ▷	3.66 ▷
	4.25	Feedback appreciated	3.69 ▶	3.92
3.45 ▶	**4.42**	Course evaluations	3.90 ▶	4.13

General

3.80 ▶	**4.38**	Information	3.76 ▶	3.81 ▶
3.46	**3.23**	Facilities	3.50	3.32
	3.17	Study pressure	3.36	3.59

"study pressure" is coded as: 1=too low, 3=good, 5=too high

data analysis:
Jeroen Fokker - Departement Computer Science - Utrecht University
Hossein Al Mahmoudi - UBD Teaching Policy - Utrecht University

Master program 60446 CBMM

Nationale Studenten Enquete 2021

Communicatie, beleid en management

Bestuurs- en Organisatiewetenschap

Universiteit Utrecht

2018	2021		Netherlands	Faculty
4.15	**4.00**	Satisfied with program	3.81	3.85
4.12	**4.25**	General skills	3.70 ▶	3.85 ▷
3.81 ▶	**4.42**	Education feasibility	3.78 ▶	3.75 ▶
4.48	**4.58**	Atmosphere	3.83 ▶	3.87 ▶
4.41	**3.92**	Would choose again	3.79	3.91
3.99	**4.18**	Content & organisation	3.75 ▶	3.86 ▶
3.84	**3.65**	Connection to practice	3.23 ▷	3.20 ▷
4.10	**4.38**	Teachers	3.92 ▷	3.97 ▷
3.96	**3.75**	English	4.16	4.24
3.79	**3.67**	Counseling	3.73	3.86
3.78 ▷	**4.02**	Assessment	3.59 ▶	3.62 ▶
	4.07	Engagement & contact	3.84	3.95

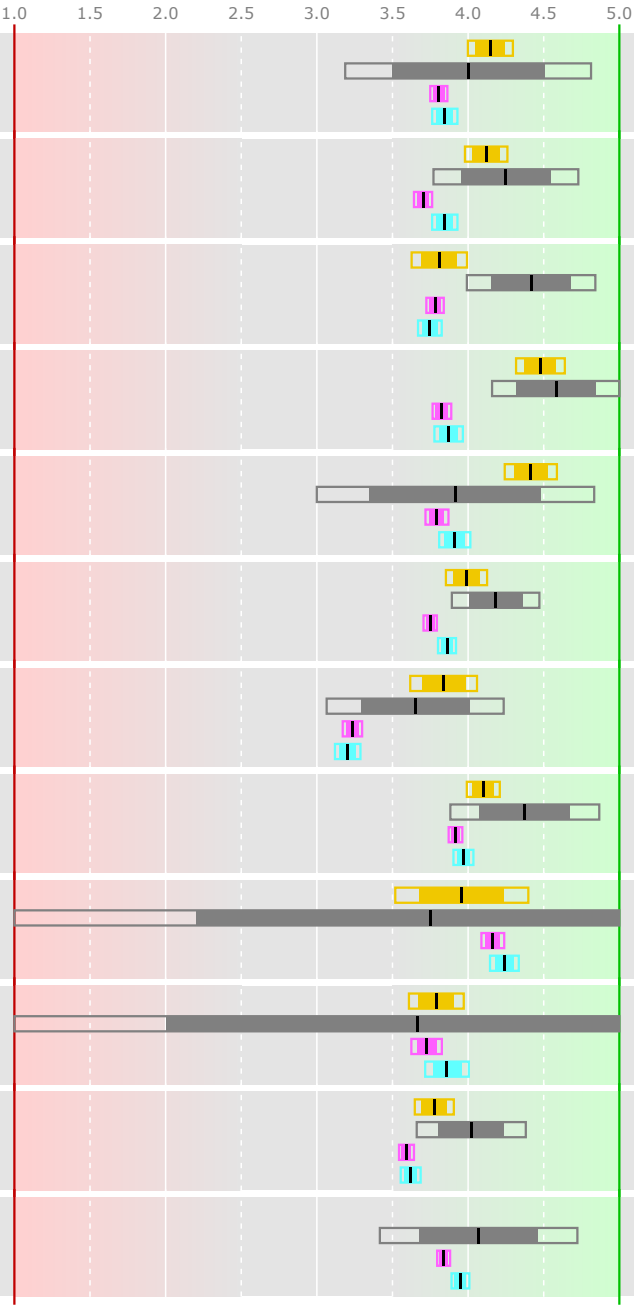

Response: 12 out of 30 = 40.0%

Compared to previous years

- program in 2018 (n=95)
- CBMM in 2021 (n=12)
- 95% confidence interval
- 80% confidence interval

The UU program in 2021 is...

- ▶ probably better
- ▷ possibly better
- ◁ possibly worse
- ◀ probably worse

...than the comparison group

Compared to similar programs in NL

Netherlands

Utrecht: Research in Public Administrati (n=8)
Utrecht: Bestuurs- en Organisatiewetensc (n=25)
Leiden: Public Administration (n=136)
Leiden: Management Publieke Sector (n=61)
Leiden: Crisis and Security Management (n=160)
Rotterdam: Public Administration (n=168)
Rotterdam: International Public Management (n=53)
Twente: Public Administration (n=18)
Maastricht: Public Policy and Human Develop (n=89)
VU: Bestuurskunde (n=52)
Nijmegen: Bestuurskunde (n=59)
Tilburg: Bestuurskunde (n=28)

Compared to Master program in faculty REBO

Faculty REBO

Economics of Competition and Regulation (n=3)
Economics of Public Policy and Manageme (n=20)
Research in Public Administration and O (n=8)
European Law (n=44)
International Economics and Business (n=111)
Recht en onderneming (n=21)
Law and Economics (n=15)
Legal Research (research) (n=12)
Public International Law (n=52)
Multidisciplinary Economics (research) (n=10)
Nederlands Recht (n=80)
Criminologie (n=36)
Notarieel Recht (n=11)
Bestuurs- en Organisatiewetenschap (dee (n=25)

Masterprogram 60446 CBMM

Communicatie, beleid en management
Bestuurs- en Organisatiewetenschap

Content & organisation

2018	2021		Netherlands	Faculty
4.01 ▷	**4.33**	Satisfied with content	3.93 ▷	4.02 ▷
4.22	**4.33**	Up-to-date	4.14	4.06
4.03 ▷	**4.33**	Quality materials	3.95 ▶	4.01 ▷
4.06 ▶	**4.50**	Program level	3.91 ▶	4.02 ▶
4.04	**4.00**	Work methods	3.61 ▷	3.71
3.91	**3.73**	Can broaden/deepen	3.68	3.96
	4.09	Program coordination	3.62 ▶	3.69 ▶
4.01 ▷	**4.36**	Challenging	3.84 ▶	3.95 ▶
3.95	**4.18**	Shape your own program	3.25 ▶	3.47 ▷

Connection to practice

3.98	**3.50**	Satisfied with practice	3.38	3.42
3.96	**3.80**	Skills for practice	3.29 ▷	3.34 ▷
3.89	**3.50**	Link to professionals	3.18	3.07 ▷

Teachers

4.14	**4.17**	Satisfied with teachers	3.97	3.99
4.38	**4.44**	Involvement	3.81 ▷	3.93
3.80 ▷	**4.33**	Didactic skills	3.85 ▷	3.91 ▷
4.31 ▷	**4.67**	Content expertise	4.38 ▷	4.32 ▷
4.06 ▷	**4.33**	Practice knowledge	3.90 ▶	3.94 ▷
4.05	**4.22**	Supportive	3.69 ▷	3.79
3.93 ▷	**4.44**	Inspiring	3.62 ▶	3.71 ▶
	4.44	Understandable	3.96 ▷	4.00 ▷
	4.11	Encourage questions	4.12	4.15

Counseling

2018	2021		Netherlands	Faculty
3.91	**3.75**	Satisfied with counseling	3.68	3.80
3.99	**3.33**	Opportunity	3.74	3.86
3.88	**4.00**	Quality	3.71	3.86

Assessment

3.77	**4.08**	Satisfied with assessment	3.60 ▷	3.45 ▶
3.87	**4.11**	Exam matches content	3.75	3.67 ▷
3.45 ▶	**4.00**	Clear criteria	3.60 ▶	3.58 ▶
3.91	**4.00**	Quality knowledge exam	3.70 ▷	3.71 ▷
3.88	**3.75**	Quality practice exam	3.53	3.57
	4.00	Exam form follows content	3.74 ▶	3.72 ▶
3.93	**4.25**	Feedback on exams	3.24 ▶	3.47 ▶

Engagement & contact

4.36	**4.25**	Teachers reachable	4.01	4.17
	4.25	Feedback	3.45 ▶	3.65 ▷
	4.25	Feel safe	4.20	4.16
	4.12	Feel at home	3.73	3.77
	4.12	Feel inspired	3.85	3.98
	4.25	Regularly engaged	4.04	4.12
	3.25	Involved outside lessons	◁ 3.68	◁ 3.66
	4.00	Feedback appreciated	3.69	3.92
3.45 ▷	**4.12**	Course evaluations	3.90	4.13

General

3.80	**4.08**	Information	3.76	3.81
3.46	**3.42**	Facilities	3.50	3.32
	3.27	Study pressure	3.36	3.59

"study pressure" is coded as: 1=too low, 3=good, 5=too high

data analysis:
Jeroen Fokker - Departement Computer Science - Utrecht University
Hossein Al Mahmoudi - UBD Teaching Policy - Utrecht University

Master program 60446 EGVM

European Governance

Bestuurs- en Organisatiewetenschap

Nationale Studenten Enquete 2021

Universiteit Utrecht

2018	2021		Netherlands	Faculty
◁ 4.15	**3.50**	Satisfied with program	3.81	3.85
4.12	**3.80**	General skills	3.70	3.85
3.81	**3.40**	Education feasibility	3.78	3.75
◁ 4.48	**3.70**	Atmosphere	3.83	3.87
◀ 4.41	**3.20**	Would choose again	3.79	◁ 3.91
◁ 3.99	**3.54**	Content & organisation	3.75	3.86
3.84	**3.90**	Connection to practice	3.23 ▶	3.20 ▶
4.10	**3.86**	Teachers	3.92	3.97
3.96 ▶	**4.60**	English	4.16 ▶	4.24 ▷
3.79	**4.00**	Counseling	3.73	3.86
◀ 3.78	**2.78**	Assessment	◀ 3.59	◀ 3.62
	3.74	Engagement & contact	3.84	3.95

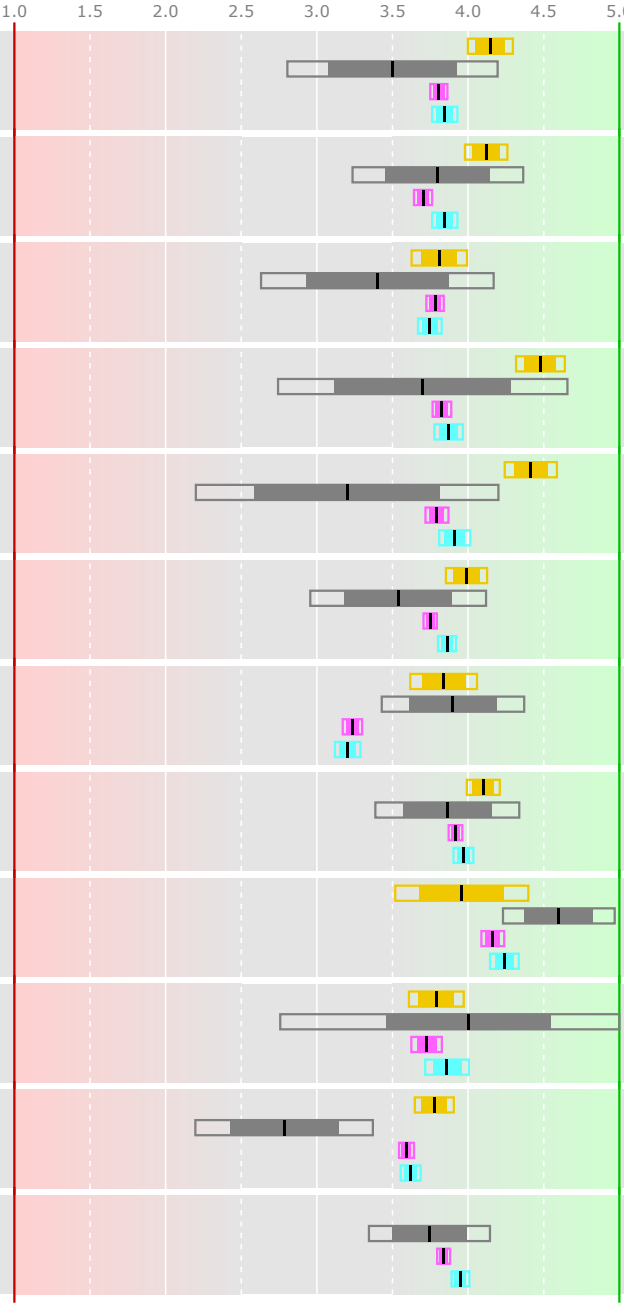

Response: 10 out of 25 = 40.0%

Compared to previous years

- program in 2018 (n=95)
- EGVM in 2021 (n=10)
- 95% confidence interval
- 80% confidence interval

The UU program in 2021 is...

- ▶ probably better
- ▷ possibly better
- ◁ possibly worse
- ◀ probably worse

...than the comparison group

Compared to similar programs in NL

Netherlands

Utrecht: Research in Public Administrati (n=8)
Utrecht: Bestuurs- en Organisatiewetensc (n=25)
Leiden: Public Administration (n=136)
Leiden: Management Publieke Sector (n=61)
Leiden: Crisis and Security Management (n=160)
Rotterdam: Public Administration (n=168)
Rotterdam: International Public Management (n=53)
Twente: Public Administration (n=18)
Maastricht: Public Policy and Human Develop (n=89)
VU: Bestuurskunde (n=52)
Nijmegen: Bestuurskunde (n=59)
Tilburg: Bestuurskunde (n=28)

Compared to Master program in faculty REBO

Faculty REBO

Economics of Competition and Regulation (n=3)
Economics of Public Policy and Manageme (n=20)
Research in Public Administration and O (n=8)
European Law (n=44)
International Economics and Business (n=111)
Recht en onderneming (n=21)
Law and Economics (n=15)
Legal Research (research) (n=12)
Public International Law (n=52)
Multidisciplinary Economics (research) (n=10)
Nederlands Recht (n=80)
Criminologie (n=36)
Notarieel Recht (n=11)
Bestuurs- en Organisatiewetenschap (dee (n=25)

Masterprogram 60446 EGVM

European Governance
Bestuurs- en Organisatiewetenschap

Content & organisation

2018	2021		Netherlands	Faculty
4.01	**3.80**	Satisfied with content	3.93	4.02
4.22	**4.20**	Up-to-date	4.14	4.06
4.03	**3.70**	Quality materials	3.95	4.01
4.06	**4.00**	Program level	3.91	4.02
◁4.04	**3.40**	Work methods	3.61	3.71
3.91	**3.60**	Can broaden/deepen	3.68	3.96
	2.90	Program coordination	◁3.62	◁3.69
4.01	**3.50**	Challenging	3.84	3.95
◀3.95	**3.00**	Shape your own program	3.25	3.47

Connection to practice

3.98	**3.70**	Satisfied with practice	3.38	3.42
3.96	**3.60**	Skills for practice	3.29	3.34
3.89	**4.20**	Link to professionals	3.18▶	3.07▶

Teachers

◁4.14	**3.70**	Satisfied with teachers	3.97	3.99
◁4.38	**3.80**	Involvement	3.81	3.93
3.80	**4.00**	Didactic skills	3.85	3.91
4.31	**4.00**	Content expertise	◁4.38	4.32
4.06	**3.80**	Practice knowledge	3.90	3.94
4.05	**3.60**	Supportive	3.69	3.79
◁3.93	**3.40**	Inspiring	3.62	3.71
	4.10	Understandable	3.96	4.00
	4.20	Encourage questions	4.12	4.15

Counseling

2018	2021		Netherlands	Faculty
3.91	**3.67**	Satisfied with counseling	3.68	3.80
3.99▷	**4.67**	Opportunity	3.74▷	3.86▷
3.88	**3.33**	Quality	3.71	3.86

Assessment

◀3.77	**2.80**	Satisfied with assessment	◁3.60	◁3.45
◀3.87	**2.90**	Exam matches content	◀3.75	◀3.67
◀3.45	**2.30**	Clear criteria	◀3.60	◀3.58
◀3.91	**2.80**	Quality knowledge exam	◀3.70	◀3.71
◀3.88	**2.70**	Quality practice exam	◀3.53	◀3.57
	2.90	Exam form follows content	◀3.74	◀3.72
◀3.93	**3.10**	Feedback on exams	3.24	3.47

Engagement & contact

4.36	**4.40**	Teachers reachable	4.01▶	4.17
	4.00	Feedback	3.45▶	3.65▷
	4.00	Feel safe	4.20	4.16
	3.10	Feel at home	◁3.73	◁3.77
	3.30	Feel inspired	◁3.85	◀3.98
	4.30	Regularly engaged	4.04	4.12
	4.00	Involved outside lessons	3.68▷	3.66▷
	3.00	Feedback appreciated	◁3.69	◀3.92
3.45	**3.60**	Course evaluations	3.90	◁4.13

General

◁3.80	**3.40**	Information	◁3.76	◁3.81
3.46	**3.30**	Facilities	3.50	3.32
	4.20	Study pressure	3.36	3.59

"study pressure" is coded as: 1=too low, 3=good, 5=too high

data analysis:
Jeroen Fokker - Departement Computer Science - Utrecht University
Hossein Al Mahmoudi - UBD Teaching Policy - Utrecht University

Master program 60446 OCMM

Nationale Studenten Enquete 2021

Organisaties, verandering en management

Bestuurs- en Organisatiewetenschap

Universiteit Utrecht

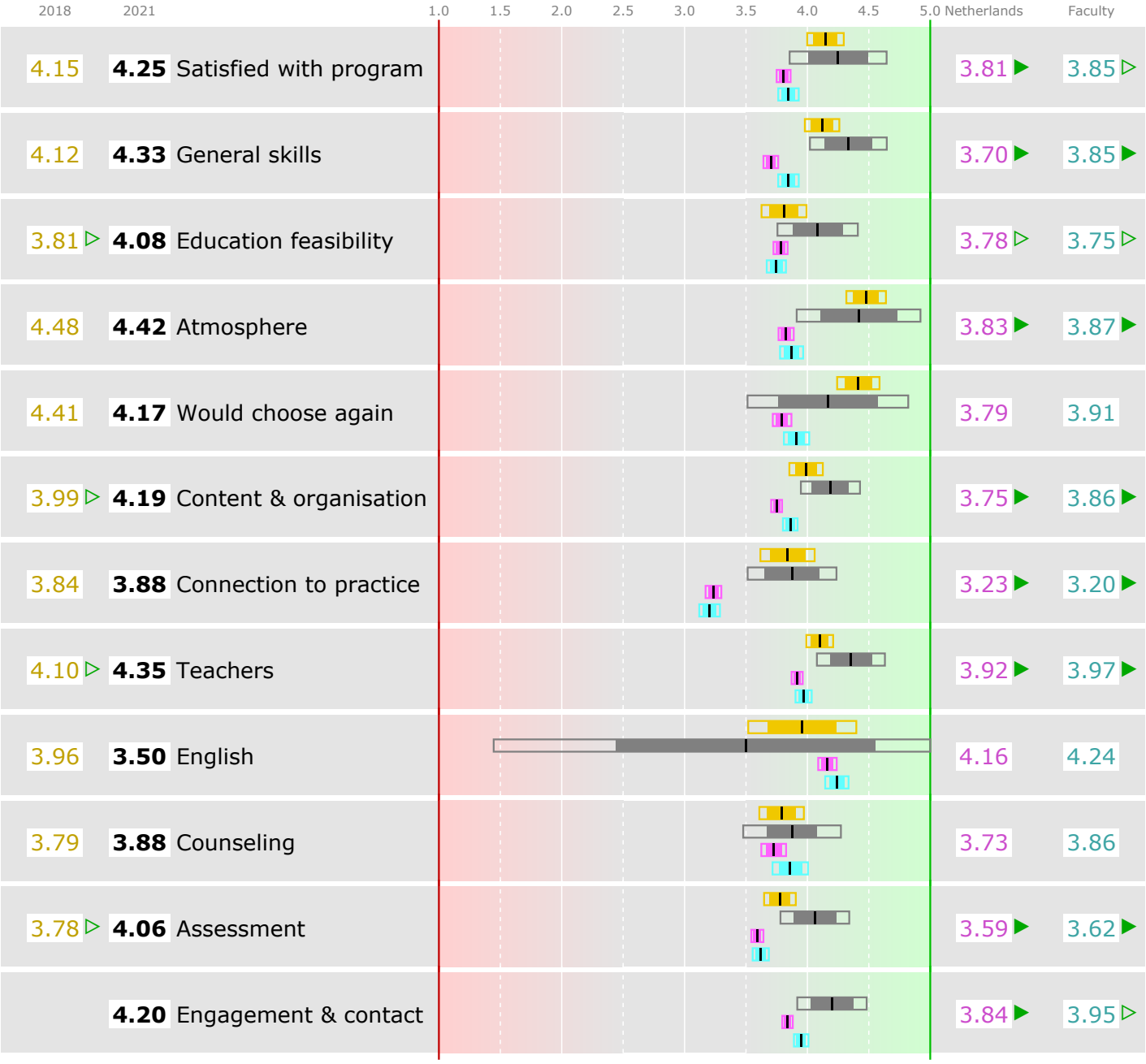

Response: 12 out of 33 = 36.4%

Compared to previous years

- program in 2018 (n=95)
- OCMM in 2021 (n=12)
- 95% confidence interval
- 80% confidence interval

The UU program in 2021 is...

- ▶ probably better
- ▷ possibly better
- ◁ possibly worse
- ◀ probably worse

...than the comparison group

Compared to similar programs in NL

Netherlands

Utrecht: Research in Public Administrati (n=8)
Utrecht: Bestuurs- en Organisatiewetensc (n=25)
Leiden: Public Administration (n=136)
Leiden: Management Publieke Sector (n=61)
Leiden: Crisis and Security Management (n=160)
Rotterdam: Public Administration (n=168)
Rotterdam: International Public Management (n=53)
Twente: Public Administration (n=18)
Maastricht: Public Policy and Human Develop (n=89)
VU: Bestuurskunde (n=52)
Nijmegen: Bestuurskunde (n=59)
Tilburg: Bestuurskunde (n=28)

Compared to Master program in faculty REBO

Faculty REBO

Economics of Competition and Regulation (n=3)
Economics of Public Policy and Manageme (n=20)
Research in Public Administration and O (n=8)
European Law (n=44)
International Economics and Business (n=111)
Recht en onderneming (n=21)
Law and Economics (n=15)
Legal Research (research) (n=12)
Public International Law (n=52)
Multidisciplinary Economics (research) (n=10)
Nederlands Recht (n=80)
Criminologie (n=36)
Notarieel Recht (n=11)
Bestuurs- en Organisatiewetenschap (dee (n=25)

Masterprogram 60446 OCMM

Organisaties, verandering en management
Bestuurs- en Organisatiewetenschap

Content & organisation

2018	2021		Netherlands	Faculty
4.01	**3.92**	Satisfied with content	3.93	4.02
4.22 ▶	**4.67**	Up-to-date	4.14 ▶	4.06 ▶
4.03	**4.00**	Quality materials	3.95	4.01
4.06	**4.00**	Program level	3.91	4.02
4.04	**4.33**	Work methods	3.61 ▶	3.71 ▷
3.91	**4.25**	Can broaden/deepen	3.68 ▶	3.96
	3.83	Program coordination	3.62	3.69
4.01	**4.17**	Challenging	3.84 ▷	3.95
3.95	**4.25**	Shape your own program	3.25 ▶	3.47 ▶

Connection to practice

3.98	**3.75**	Satisfied with practice	3.38 ▷	3.42 ▷
3.96	**4.08**	Skills for practice	3.29 ▶	3.34 ▶
3.89	**3.67**	Link to professionals	3.18 ▷	3.07 ▶

Teachers

4.14	**4.42**	Satisfied with teachers	3.97 ▶	3.99 ▷
4.38	**4.42**	Involvement	3.81 ▶	3.93 ▶
3.80 ▶	**4.33**	Didactic skills	3.85 ▶	3.91 ▷
4.31 ▶	**4.83**	Content expertise	4.38 ▶	4.32 ▶
4.06	**3.92**	Practice knowledge	3.90	3.94
4.05 ▷	**4.33**	Supportive	3.69 ▶	3.79 ▶
3.93	**4.00**	Inspiring	3.62 ▷	3.71
	4.42	Understandable	3.96 ▶	4.00 ▷
	4.58	Encourage questions	4.12 ▶	4.15 ▷

Counseling

2018	2021		Netherlands	Faculty
3.91	**4.50**	Satisfied with counseling	3.68	3.80
3.99	**4.00**	Opportunity	3.74 ▶	3.86 ▷
3.88	**3.75**	Quality	3.71	3.86

Assessment

3.77 ▶	**4.25**	Satisfied with assessment	3.60 ▶	3.45 ▶
3.87 ▶	**4.50**	Exam matches content	3.75 ▶	3.67 ▶
3.45	**3.75**	Clear criteria	3.60	3.58
3.91	**3.83**	Quality knowledge exam	3.70	3.71
3.88	**4.09**	Quality practice exam	3.53 ▶	3.57 ▶
	4.27	Exam form follows content	3.74 ▶	3.72 ▶
3.93	**3.91**	Feedback on exams	3.24 ▶	3.47 ▷

Engagement & contact

4.36 ▷	**4.64**	Teachers reachable	4.01 ▶	4.17 ▶
	4.00	Feedback	3.45 ▶	3.65 ▷
	4.36	Feel safe	4.20	4.16
	3.90	Feel at home	3.73	3.77
	4.10	Feel inspired	3.85	3.98
	4.10	Regularly engaged	4.04	4.12
	4.10	Involved outside lessons	3.68 ▷	3.66 ▷
	4.40	Feedback appreciated	3.69 ▶	3.92 ▷
3.45 ▶	**4.40**	Course evaluations	3.90 ▶	4.13 ▷

General

3.80	**3.92**	Information	3.76	3.81
3.46	**3.83**	Facilities	3.50	3.32 ▷
	3.00	Study pressure	3.36	3.59

"study pressure" is coded as: 1=too low, 3=good, 5=too high

data analysis:
Jeroen Fokker - Departement Computer Science - Utrecht University
Hossein Al Mahmoudi - UBD Teaching Policy - Utrecht University

Master program 60446 PBLM

Publiek management

Bestuurs- en Organisatiewetenschap

Nationale Studenten Enquete 2021

Universiteit Utrecht

2018	2021		Netherlands	Faculty
4.15	**4.42**	Satisfied with program	3.81 ▶	3.85 ▷
4.12 ▶	**4.67**	General skills	3.70 ▶	3.85 ▶
3.81	**4.00**	Education feasibility	3.78	3.75
4.48	**4.50**	Atmosphere	3.83 ▶	3.87 ▶
4.41	**4.58**	Would choose again	3.79 ▶	3.91 ▶
3.99 ▷	**4.29**	Content & organisation	3.75 ▶	3.86 ▶
3.84 ▶	**4.42**	Connection to practice	3.23 ▶	3.20 ▶
4.10 ▷	**4.50**	Teachers	3.92 ▶	3.97 ▶
◀ 3.96	**3.00**	English	◀ 4.16	◀ 4.24
3.79 ▷	**4.42**	Counseling	3.73 ▷	3.86 ▷
3.78	**4.00**	Assessment	3.59 ▶	3.62 ▷
	4.30	Engagement & contact	3.84 ▷	3.95 ▷

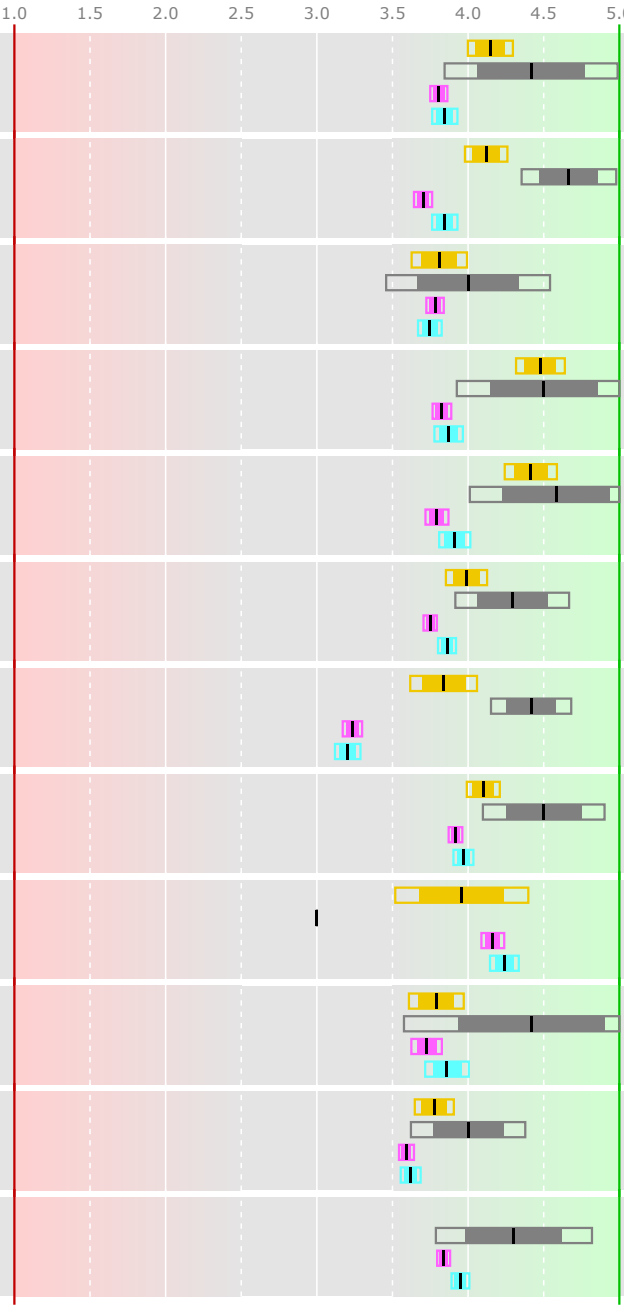

Response: 12 out of 29 = 41.4%

Compared to previous years

- program in 2018 (n=95)
- PBLM in 2021 (n=12)
- 95% confidence interval
- 80% confidence interval

The UU program in 2021 is...

- ▶ probably better
- ▷ possibly better
- ◁ possibly worse
- ◀ probably worse

...than the comparison group

Compared to similar programs in NL

Netherlands

Utrecht: Research in Public Administrati (n=8)
Utrecht: Bestuurs- en Organisatiewetensc (n=25)
Leiden: Public Administration (n=136)
Leiden: Management Publieke Sector (n=61)
Leiden: Crisis and Security Management (n=160)
Rotterdam: Public Administration (n=168)
Rotterdam: International Public Management (n=53)
Twente: Public Administration (n=18)
Maastricht: Public Policy and Human Develop (n=89)
VU: Bestuurskunde (n=52)
Nijmegen: Bestuurskunde (n=59)
Tilburg: Bestuurskunde (n=28)

Compared to Master program in faculty REBO

Faculty REBO

Economics of Competition and Regulation (n=3)
Economics of Public Policy and Manageme (n=20)
Research in Public Administration and O (n=8)
European Law (n=44)
International Economics and Business (n=111)
Recht en onderneming (n=21)
Law and Economics (n=15)
Legal Research (research) (n=12)
Public International Law (n=52)
Multidisciplinary Economics (research) (n=10)
Nederlands Recht (n=80)
Criminologie (n=36)
Notarieel Recht (n=11)
Bestuurs- en Organisatiewetenschap (dee (n=25)

Masterprogram 60446 PBLM

Publiek management
Bestuurs- en Organisatiewetenschap

Content & organisation

2018	2021		Netherlands	Faculty
4.01 ▶	**4.67**	Satisfied with content	3.93 ▶	4.02 ▶
4.22 ▶	**4.83**	Up-to-date	4.14 ▶	4.06 ▶
4.03	**4.17**	Quality materials	3.95	4.01
4.06 ▷	**4.33**	Program level	3.91 ▶	4.02 ▷
4.04	**4.17**	Work methods	3.61 ▶	3.71 ▷
3.91	**4.17**	Can broaden/deepen	3.68 ▷	3.96
	4.50	Program coordination	3.62 ▶	3.69 ▶
4.01 ▷	**4.42**	Challenging	3.84 ▶	3.95 ▷
3.95	**3.75**	Shape your own program	3.25 ▷	3.47

Connection to practice

3.98	**4.17**	Satisfied with practice	3.38 ▶	3.42 ▶
3.96 ▷	**4.33**	Skills for practice	3.29 ▶	3.34 ▶
3.89 ▶	**4.50**	Link to professionals	3.18 ▶	3.07 ▶

Teachers

4.14 ▶	**4.75**	Satisfied with teachers	3.97 ▶	3.99 ▶
4.38	**4.58**	Involvement	3.81 ▶	3.93 ▶
3.80 ▶	**4.67**	Didactic skills	3.85 ▶	3.91 ▶
4.31 ▶	**4.92**	Content expertise	4.38 ▶	4.32 ▶
4.06 ▷	**4.50**	Practice knowledge	3.90 ▶	3.94 ▷
4.05 ▷	**4.50**	Supportive	3.69 ▶	3.79 ▶
3.93	**4.25**	Inspiring	3.62 ▶	3.71 ▷
	4.08	Understandable	3.96	4.00
	4.50	Encourage questions	4.12 ▷	4.15 ▷

Counseling

2018	2021		Netherlands	Faculty
3.91 ▷	**4.50**	Satisfied with counseling	3.68 ▷	3.80 ▷
3.99	**4.50**	Opportunity	3.74 ▷	3.86 ▷
3.88	**4.33**	Quality	3.71 ▷	3.86

Assessment

3.77	**3.92**	Satisfied with assessment	3.60 ▷	3.45 ▶
3.87	**3.91**	Exam matches content	3.75	3.67
3.45 ▶	**3.91**	Clear criteria	3.60 ▷	3.58 ▷
3.91	**4.00**	Quality knowledge exam	3.70 ▷	3.71 ▷
3.88 ▷	**4.27**	Quality practice exam	3.53 ▶	3.57 ▶
	4.09	Exam form follows content	3.74 ▷	3.72 ▷
3.93	**3.82**	Feedback on exams	3.24 ▷	3.47

Engagement & contact

4.36	**4.55**	Teachers reachable	4.01 ▷	4.17 ▷
	4.18	Feedback	3.45 ▶	3.65 ▷
	4.09	Feel safe	4.20	4.16
	4.45	Feel at home	3.73 ▶	3.77 ▷
	4.36	Feel inspired	3.85 ▷	3.98
	4.73	Regularly engaged	4.04 ▶	4.12 ▶
	4.00	Involved outside lessons	3.68	3.66
	4.18	Feedback appreciated	3.69 ▷	3.92
3.45 ▶	**4.18**	Course evaluations	3.90	4.13

General

3.80 ▶	**4.42**	Information	3.76 ▶	3.81 ▶
3.46	**3.67**	Facilities	3.50	3.32
	3.75	Study pressure	3.36	3.59

"study pressure" is coded as: 1=too low, 3=good, 5=too high

data analysis:
Jeroen Fokker - Departement Computer Science - Utrecht University
Hossein Al Mahmoudi - UBD Teaching Policy - Utrecht University

Master program 60446 SBSM

Sportbeleid en sportmanagement

Bestuurs- en Organisatiewetenschap

Nationale Studenten Enquete 2021

Universiteit Utrecht

2018	2021		Netherlands	Faculty
4.15	**4.11**	Satisfied with program	3.81 ▶	3.85 ▷
◁ 4.12	**3.89**	General skills	3.70	3.85
3.81	**4.00**	Education feasibility	3.78 ▷	3.75 ▷
4.48	**4.37**	Atmosphere	3.83 ▶	3.87 ▶
4.41	**4.53**	Would choose again	3.79 ▶	3.91 ▶
◀ 3.99	**3.72**	Content & organisation	3.75	◁ 3.86
3.84 ▶	**4.55**	Connection to practice	3.23 ▶	3.20 ▶
4.10	**4.11**	Teachers	3.92 ▷	3.97
3.96	**3.00**	English	◁ 4.16	◁ 4.24
3.79	**3.50**	Counseling	3.73	3.86
3.78	**3.77**	Assessment	3.59 ▷	3.62
	4.10	Engagement & contact	3.84 ▶	3.95 ▷

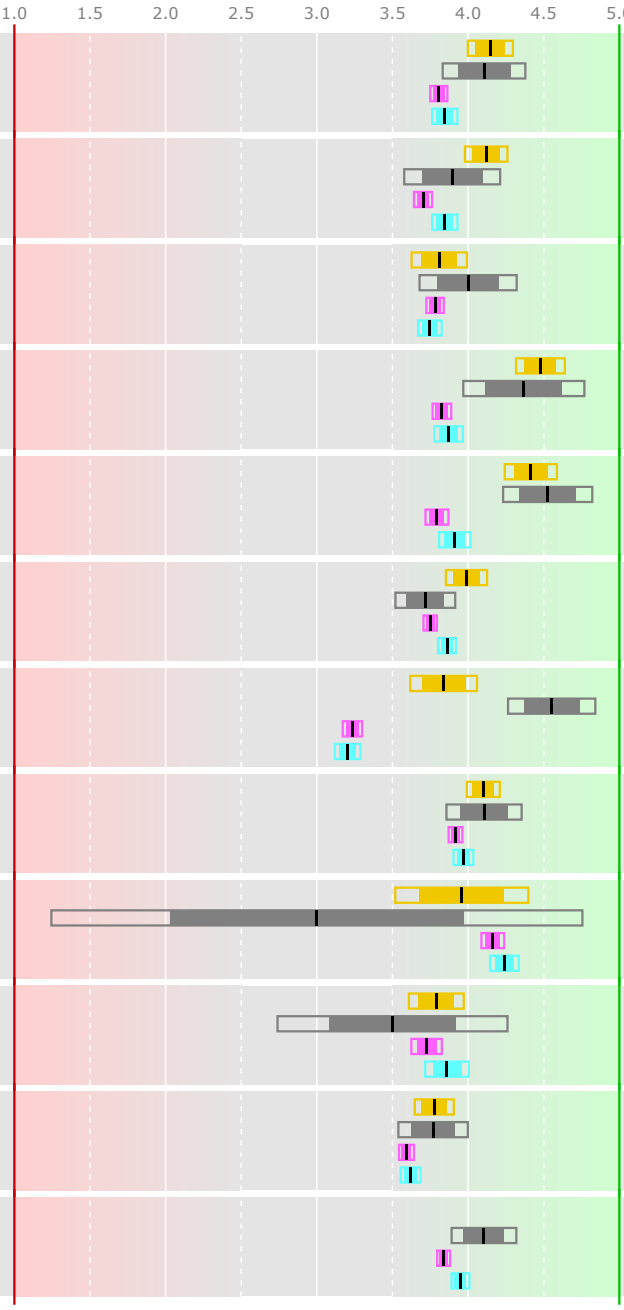

Response: 19 out of 56 = 33.9%

Compared to previous years

- program in 2018 (n=95)
- SBSM in 2021 (n=19)
- 95% confidence interval
- 80% confidence interval

The UU program in 2021 is...

- ▶ probably better
- ▷ possibly better
- ◁ possibly worse
- ◀ probably worse

...than the comparison group

Compared to similar programs in NL

Netherlands

Utrecht: Research in Public Administrati (n=8)
Utrecht: Bestuurs- en Organisatiewetensc (n=25)
Leiden: Public Administration (n=136)
Leiden: Management Publieke Sector (n=61)
Leiden: Crisis and Security Management (n=160)
Rotterdam: Public Administration (n=168)
Rotterdam: International Public Management (n=53)
Twente: Public Administration (n=18)
Maastricht: Public Policy and Human Develop (n=89)
VU: Bestuurskunde (n=52)
Nijmegen: Bestuurskunde (n=59)
Tilburg: Bestuurskunde (n=28)

Compared to Master program in faculty REBO

Faculty REBO

Economics of Competition and Regulation (n=3)
Economics of Public Policy and Manageme (n=20)
Research in Public Administration and O (n=8)
European Law (n=44)
International Economics and Business (n=111)
Recht en onderneming (n=21)
Law and Economics (n=15)
Legal Research (research) (n=12)
Public International Law (n=52)
Multidisciplinary Economics (research) (n=10)
Nederlands Recht (n=80)
Criminologie (n=36)
Notarieel Recht (n=11)
Bestuurs- en Organisatiewetenschap (dee (n=25)

Masterprogram 60446 SBSM

Sportbeleid en sportmanagement
Bestuurs- en Organisatiewetenschap

Content & organisation

2018	2021		Netherlands	Faculty
4.01	**4.11**	Satisfied with content	3.93	4.02
4.22	**4.42**	Up-to-date	4.14 ▷	4.06 ▶
◁ 4.03	**3.74**	Quality materials	◁ 3.95	◁ 4.01
◀ 4.06	**3.53**	Program level	◀ 3.91	◀ 4.02
4.04	**3.84**	Work methods	3.61 ▷	3.71
3.91	**3.68**	Can broaden/deepen	3.68	3.96
	3.68	Program coordination	3.62	3.69
◀ 4.01	**3.58**	Challenging	◁ 3.84	◁ 3.95
◀ 3.95	**3.26**	Shape your own program	3.25	3.47

Connection to practice

3.98	**4.30**	Satisfied with practice	3.38 ▶	3.42 ▶
3.96 ▷	**4.37**	Skills for practice	3.29 ▶	3.34 ▶
3.89 ▶	**4.74**	Link to professionals	3.18 ▶	3.07 ▶

Teachers

4.14	**4.16**	Satisfied with teachers	3.97	3.99
4.38	**4.26**	Involvement	3.81 ▶	3.93 ▶
3.80 ▷	**4.05**	Didactic skills	3.85	3.91
4.31 ▷	**4.63**	Content expertise	4.38 ▷	4.32 ▷
4.06	**4.05**	Practice knowledge	3.90	3.94
4.05	**4.11**	Supportive	3.69 ▶	3.79 ▶
3.93	**3.74**	Inspiring	3.62	3.71
	3.84	Understandable	3.96	4.00
	4.16	Encourage questions	4.12	4.15

Counseling

2018	2021		Netherlands	Faculty
3.91	**3.40**	Satisfied with counseling	3.68	3.80
3.99	**3.60**	Opportunity	3.74	3.86
◁ 3.88	**3.40**	Quality	3.71	◁ 3.86

Assessment

3.77	**3.95**	Satisfied with assessment	3.60 ▶	3.45 ▶
3.87	**3.89**	Exam matches content	3.75	3.67
3.45	**3.67**	Clear criteria	3.60	3.58
3.91	**3.83**	Quality knowledge exam	3.70	3.71
◁ 3.88	**3.50**	Quality practice exam	3.53	3.57
	3.89	Exam form follows content	3.74	3.72
3.93	**3.83**	Feedback on exams	3.24 ▶	3.47 ▷

Engagement & contact

4.36	**4.33**	Teachers reachable	4.01 ▶	4.17
	4.00	Feedback	3.45 ▶	3.65 ▷
	4.50	Feel safe	4.20 ▷	4.16 ▷
	4.39	Feel at home	3.73 ▶	3.77 ▶
	3.89	Feel inspired	3.85	3.98
	3.83	Regularly engaged	4.04	◁ 4.12
	3.61	Involved outside lessons	3.68	3.66
	4.06	Feedback appreciated	3.69 ▷	3.92
3.45 ▶	**4.33**	Course evaluations	3.90 ▶	4.13

General

3.80	**3.79**	Information	3.76	3.81
3.46	**3.47**	Facilities	3.50	3.32
	2.89	Study pressure	3.36	3.59

"study pressure" is coded as: 1=too low, 3=good, 5=too high

data analysis:
Jeroen Fokker - Departement Computer Science - Utrecht University
Hossein Al Mahmoudi - UBD Teaching Policy - Utrecht University

Master program 60446 SHRM

Nationale Studenten Enquete 2021

Strategisch Human Resource Management

Bestuurs- en Organisatiewetenschap

Universiteit Utrecht

2018	2021		Netherlands	Faculty
◁ 4.15	**3.80**	Satisfied with program	3.81	3.85
4.12	**3.93**	General skills	3.70	3.85
3.81	**3.57**	Education feasibility	3.78	3.75
◀ 4.48	**4.00**	Atmosphere	3.83	3.87
◁ 4.41	**3.86**	Would choose again	3.79	3.91
3.99	**3.79**	Content & organisation	3.75	3.86
◀ 3.84	**2.71**	Connection to practice	◀ 3.23	◀ 3.20
4.10	**3.96**	Teachers	3.92	3.97
3.96	**4.00**	English	4.16	4.24
3.79	**3.70**	Counseling	3.73	3.86
3.78	**3.50**	Assessment	3.59	3.62
	3.91	Engagement & contact	3.84	3.95

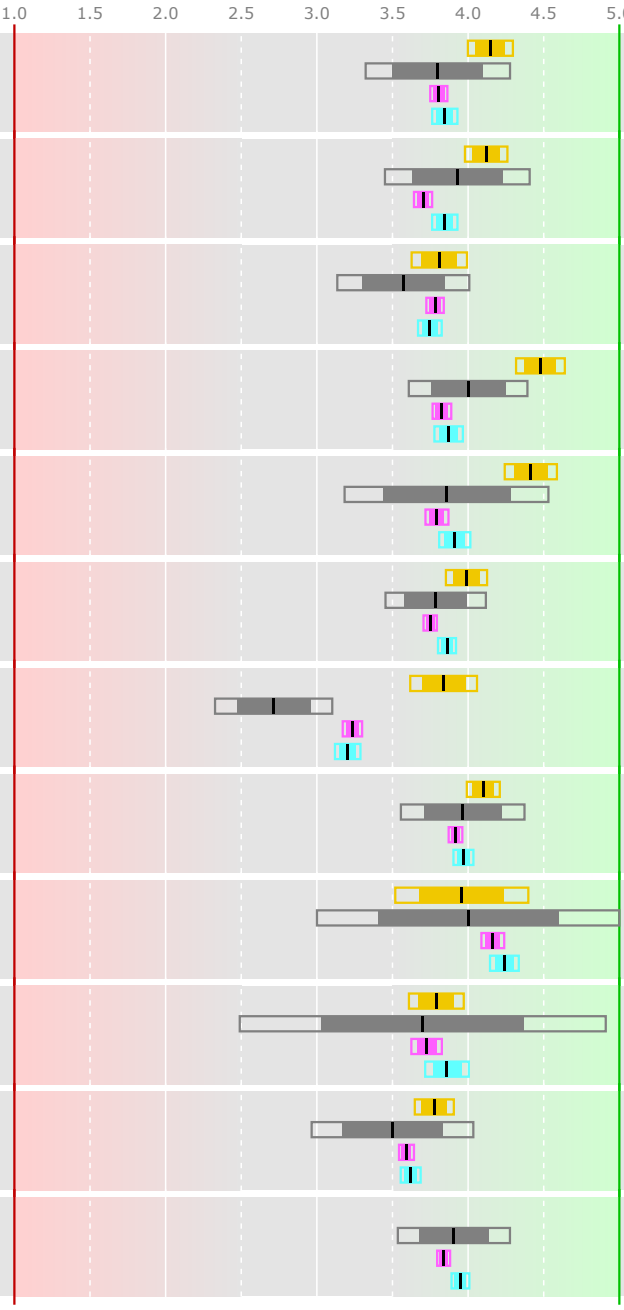

Response: 15 out of 41 = 36.6%

Compared to previous years

- program in 2018 (n=95)
- SHRM in 2021 (n=15)
- 95% confidence interval
- 80% confidence interval

The UU program in 2021 is...

- ▶ probably better
- ▷ possibly better
- ◁ possibly worse
- ◀ probably worse

...than the comparison group

Compared to similar programs in NL

Netherlands

Utrecht: Research in Public Administrati (n=8)
Utrecht: Bestuurs- en Organisatiewetensc (n=25)
Leiden: Public Administration (n=136)
Leiden: Management Publieke Sector (n=61)
Leiden: Crisis and Security Management (n=160)
Rotterdam: Public Administration (n=168)
Rotterdam: International Public Management (n=53)
Twente: Public Administration (n=18)
Maastricht: Public Policy and Human Develop (n=89)
VU: Bestuurskunde (n=52)
Nijmegen: Bestuurskunde (n=59)
Tilburg: Bestuurskunde (n=28)

Compared to Master program in faculty REBO

Faculty REBO

Economics of Competition and Regulation (n=3)
Economics of Public Policy and Manageme (n=20)
Research in Public Administration and O (n=8)
European Law (n=44)
International Economics and Business (n=111)
Recht en onderneming (n=21)
Law and Economics (n=15)
Legal Research (research) (n=12)
Public International Law (n=52)
Multidisciplinary Economics (research) (n=10)
Nederlands Recht (n=80)
Criminologie (n=36)
Notarieel Recht (n=11)
Bestuurs- en Organisatiewetenschap (dee (n=25)

Masterprogram 60446 SHRM

Strategisch Human Resource Management
Bestuurs- en Organisatiewetenschap

Content & organisation

2018	2021		Netherlands	Faculty
4.01	**3.79**	Satisfied with content	3.93	4.02
4.22	**4.00**	Up-to-date	4.14	4.06
4.03	**3.93**	Quality materials	3.95	4.01
4.06	**3.86**	Program level	3.91	4.02
4.04	**3.86**	Work methods	3.61	3.71
3.91	**3.64**	Can broaden/deepen	3.68	3.96
	3.71	Program coordination	3.62	3.69
4.01	**3.86**	Challenging	3.84	3.95
◁3.95	**3.43**	Shape your own program	3.25	3.47

Connection to practice

◀3.98	**3.00**	Satisfied with practice	◁3.38	◁3.42
◀3.96	**3.00**	Skills for practice	◁3.29	◁3.34
◀3.89	**2.43**	Link to professionals	◀3.18	◀3.07

Teachers

4.14	**4.00**	Satisfied with teachers	3.97	3.99
4.38	**4.21**	Involvement	3.81▷	3.93
3.80	**3.79**	Didactic skills	3.85	3.91
4.31	**4.50**	Content expertise	4.38	4.32
◀4.06	**3.43**	Practice knowledge	◁3.90	◀3.94
4.05	**4.00**	Supportive	3.69	3.79
◁3.93	**3.50**	Inspiring	3.62	3.71
	3.86	Understandable	3.96	4.00
	4.43	Encourage questions	4.12▷	4.15▷

Counseling

2018	2021		Netherlands	Faculty
3.91	**3.00**	Satisfied with counseling	3.68	3.80
3.99	**4.00**	Opportunity	3.74	3.86
3.88	**3.40**	Quality	3.71	3.86

Assessment

3.77	**3.57**	Satisfied with assessment	3.60	3.45
3.87	**3.69**	Exam matches content	3.75	3.67
3.45	**3.23**	Clear criteria	3.60	3.58
3.91	**3.62**	Quality knowledge exam	3.70	3.71
◁3.88	**3.31**	Quality practice exam	3.53	3.57
	3.54	Exam form follows content	3.74	3.72
3.93	**3.62**	Feedback on exams	3.24	3.47

Engagement & contact

◁4.36	**4.00**	Teachers reachable	4.01	4.17
	3.92	Feedback	3.45▷	3.65
	4.15	Feel safe	4.20	4.16
	3.85	Feel at home	3.73	3.77
	3.38	Feel inspired	◁3.85	◀3.98
	3.85	Regularly engaged	4.04	4.12
	3.54	Involved outside lessons	3.68	3.66
	4.15	Feedback appreciated	3.69▷	3.92
3.45▶	**4.31**	Course evaluations	3.90▷	4.13

General

3.80	**3.79**	Information	3.76	3.81
3.46	**3.36**	Facilities	3.50	3.32
	3.36	Study pressure	3.36	3.59

"study pressure" is coded as: 1=too low, 3=good, 5=too high

data analysis:
Jeroen Fokker - Departement Computer Science - Utrecht University
Hossein Al Mahmoudi - UBD Teaching Policy - Utrecht University

Master program 60602

European Law

Nationale Studenten Enquete 2021

Universiteit Utrecht

2018	2021		Netherlands	Faculty
4.28	**4.05**	Satisfied with program	3.88 ▷	3.87 ▷
4.17	**3.91**	General skills	3.81	3.90
◀ 4.39	**3.79**	Education feasibility	3.80	3.78
◁ 4.50	**4.07**	Atmosphere	3.87	3.94
4.39	**4.09**	Would choose again	3.91	3.95
◀ 4.25	**3.90**	Content & organisation	3.89	3.88
3.47	**3.32**	Connection to practice	3.20	3.33
4.30	**4.22**	Teachers	4.03 ▶	3.99 ▶
4.41	**4.62**	English	4.51	4.15 ▶
4.04	**3.86**	Counseling	3.86	3.86
◁ 4.12	**3.79**	Assessment	3.67	3.63 ▷
	4.09	Engagement & contact	3.92 ▷	3.96

Response: 44 out of 120 = 36.7%

Compared to previous years

- program in 2018 (n=18)
- program in 2021 (n=44)
- 95% confidence interval
- 80% confidence interval

The UU program in 2021 is...

- ▶ probably better
- ▷ possibly better
- ◁ possibly worse
- ◀ probably worse

...than the comparison group

Compared to similar programs in NL

Netherlands

Leiden: Advanced Studies in European an (n=14)
Leiden: Advanced Studies in European an (n=17)
Groningen: International Commercial Law (n=12)
Groningen: European Economic Law (n=7)
Groningen: Internationaal en Europees Rech (n=11)
Maastricht: European Law School (n=47)
Maastricht: International Laws (n=21)
Maastricht: International and European Tax (n=47)
UvA: International and European Law (n=158)
UvA: European Private Law (n=22)
UvA: International Criminal Law (n=29)
UvA: International Tax Law (n=14)
VU: International Business Law (n=23)
Nijmegen: International and European Law (n=48)
Tilburg: International Business Law (n=24)
Tilburg: International and European Law (n=49)

Compared to Master program in faculty REBO

Faculty REBO

Economics of Competition and Regulation (n=3)
Economics of Public Policy and Manageme (n=20)
Research in Public Administration and O (n=8)
Bestuurs- en Organisatiewetenschap (n=94)
International Economics and Business (n=111)
Recht en onderneming (n=21)
Law and Economics (n=15)
Legal Research (research) (n=12)
Public International Law (n=52)
Multidisciplinary Economics (research) (n=10)
Nederlands Recht (n=80)
Criminologie (n=36)
Notarieel Recht (n=11)
Bestuurs- en Organisatiewetenschap (dee (n=25)

Masterprogram 60602

European Law

Content & organisation

2018	2021		Netherlands	Faculty
◁4.56	**4.23**	Satisfied with content	4.04▷	4.02▷
4.39	**4.28**	Up-to-date	3.95▶	4.11▷
4.17	**4.19**	Quality materials	4.07	4.00▷
◁4.35	**3.98**	Program level	4.05	4.03
◁4.17	**3.81**	Work methods	3.72	3.74
◀4.50	**4.09**	Can broaden/deepen	4.08	3.93
	3.28	Program coordination	◁3.65	◀3.76
4.11	**4.07**	Challenging	3.97	3.94
◀4.33	**3.51**	Shape your own program	3.66	3.49

Connection to practice

3.94	**3.63**	Satisfied with practice	3.46	3.46
3.65	**3.60**	Skills for practice	3.39▷	3.43
3.33	**3.05**	Link to professionals	3.01	3.24

Teachers

4.11	**4.28**	Satisfied with teachers	3.98▶	4.02▶
4.44	**4.24**	Involvement	3.90▶	3.97▷
4.22	**4.07**	Didactic skills	3.95	3.95
4.67	**4.57**	Content expertise	4.42▷	4.36▶
4.28	**4.17**	Practice knowledge	4.02	3.94▷
4.28	**4.14**	Supportive	3.76▶	3.82▶
4.28	**4.10**	Inspiring	3.87▷	3.71▶
	4.17	Understandable	4.00▷	4.01
	4.29	Encourage questions	4.29	4.17

Counseling

2018	2021		Netherlands	Faculty
4.12	**3.82**	Satisfied with counseling	3.80	3.80
4.13	**3.91**	Opportunity	3.89	3.87
4.13	**3.82**	Quality	3.82	3.84

Assessment

3.83	**3.53**	Satisfied with assessment	3.63	3.52
◁4.22	**3.88**	Exam matches content	3.81	3.70▷
4.11	**3.83**	Clear criteria	3.67	3.55▷
◁4.11	**3.81**	Quality knowledge exam	3.74	3.70
◀4.06	**3.58**	Quality practice exam	3.60	3.59
	3.75	Exam form follows content	3.79	3.74
4.00	**4.00**	Feedback on exams	3.41▶	3.48▶

Engagement & contact

4.12	**4.36**	Teachers reachable	4.11▶	4.19▷
	4.00	Feedback	3.55▶	3.69▶
	4.33	Feel safe	4.17	4.17
	3.72	Feel at home	3.66	3.83
	4.18	Feel inspired	4.03	3.95▷
	4.13	Regularly engaged	4.15	4.13
	3.55	Involved outside lessons	3.74	3.70
	4.16	Feedback appreciated	3.84▶	3.92▶
3.65▶	**4.39**	Course evaluations	4.01▶	4.12▶

General

4.00	**3.93**	Information	3.84	3.83
3.78	**3.49**	Facilities	3.47	3.33
	3.79	Study pressure	3.50	3.52

"study pressure" is coded as: 1=too low, 3=good, 5=too high

data analysis:
Jeroen Fokker - Departement Computer Science - Utrecht University
Hossein Al Mahmoudi - UBD Teaching Policy - Utrecht University

Master program 60602 IECM

Nationale Studenten Enquete 2021

European Criminal Justice in a Global Context

European Law

Universiteit Utrecht

2018	2021		Netherlands	Faculty
4.28	**4.00**	Satisfied with program	3.88	3.87
4.17	**3.90**	General skills	3.81	3.90
◀ 4.39	**3.10**	Education feasibility	◁ 3.80	◁ 3.78
◁ 4.50	**3.80**	Atmosphere	3.87	3.94
◁ 4.39	**3.70**	Would choose again	3.91	3.95
◁ 4.25	**3.90**	Content & organisation	3.89	3.88
3.47	**3.05**	Connection to practice	3.20	3.33
4.30	**3.96**	Teachers	4.03	3.99
4.41	**4.30**	English	4.51	4.15
4.04		Counseling	3.86	3.86
◁ 4.12	**3.57**	Assessment	3.67	3.63
	4.20	Engagement & contact	3.92	3.96

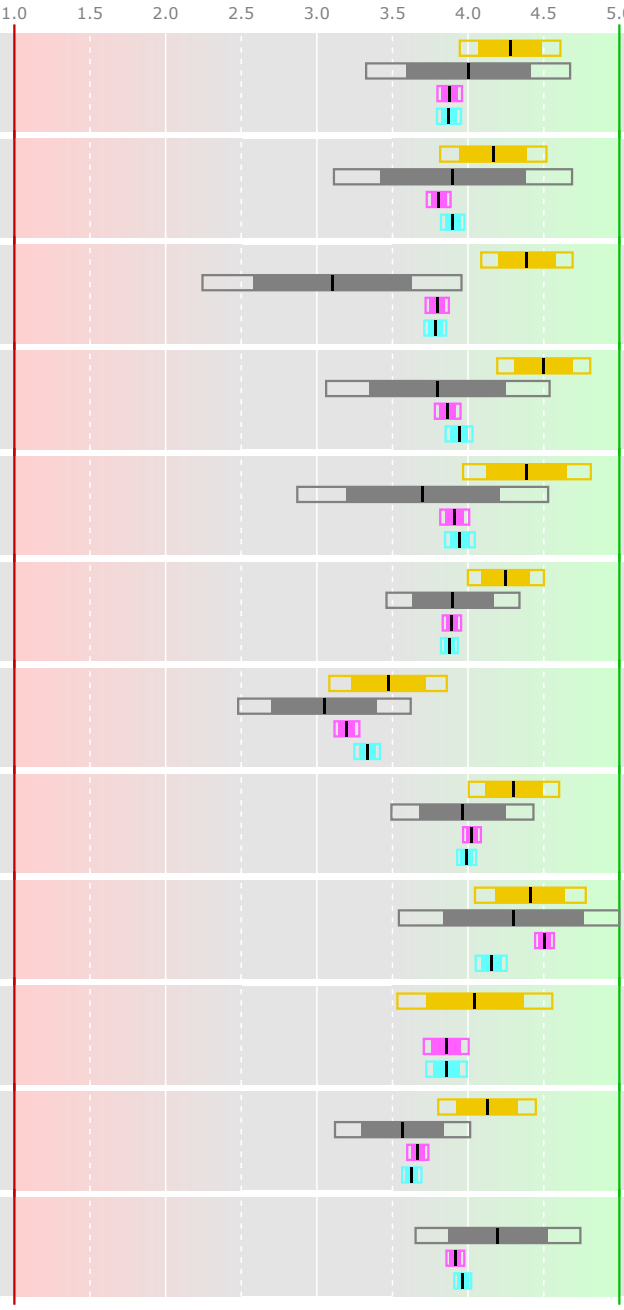

Response: 10 out of 20 = 50.0%

Compared to previous years

- program in 2018 (n=18)
- IECM in 2021 (n=10)
- 95% confidence interval
- 80% confidence interval

The UU program in 2021 is...

- ▶ probably better
- ▷ possibly better
- ◁ possibly worse
- ◀ probably worse

...than the comparison group

Compared to similar programs in NL

Netherlands

Leiden: Advanced Studies in European an (n=14)
Leiden: Advanced Studies in European an (n=17)
Groningen: International Commercial Law (n=12)
Groningen: European Economic Law (n=7)
Groningen: Internationaal en Europees Rech (n=11)
Maastricht: European Law School (n=47)
Maastricht: International Laws (n=21)
Maastricht: International and European Tax (n=47)
UvA: International and European Law (n=158)
UvA: European Private Law (n=22)
UvA: International Criminal Law (n=29)
UvA: International Tax Law (n=14)
VU: International Business Law (n=23)
Nijmegen: International and European Law (n=48)
Tilburg: International Business Law (n=24)
Tilburg: International and European Law (n=49)

Compared to Master program in faculty REBO

Faculty REBO

Economics of Competition and Regulation (n=3)
Economics of Public Policy and Manageme (n=20)
Research in Public Administration and O (n=8)
Bestuurs- en Organisatiewetenschap (n=94)
International Economics and Business (n=111)
Recht en onderneming (n=21)
Law and Economics (n=15)
Legal Research (research) (n=12)
Public International Law (n=52)
Multidisciplinary Economics (research) (n=10)
Nederlands Recht (n=80)
Criminologie (n=36)
Notarieel Recht (n=11)
Bestuurs- en Organisatiewetenschap (dee (n=25)

Masterprogram 60602 IECM

European Criminal Justice in a Global Context
European Law

Content & organisation

2018	2021		Netherlands	Faculty
4.56	**4.50**	Satisfied with content	4.04 ▷	4.02 ▷
4.39	**4.20**	Up-to-date	3.95 ▷	4.11
4.17	**4.30**	Quality materials	4.07	4.00 ▷
4.35	**4.10**	Program level	4.05	4.03
4.17	**3.70**	Work methods	3.72	3.74
4.50	**4.20**	Can broaden/deepen	4.08	3.93
	3.00	Program coordination	◁ 3.65	◁ 3.76
4.11	**4.40**	Challenging	3.97 ▷	3.94 ▷
◀ 4.33	**3.30**	Shape your own program	3.66	3.49

Connection to practice

◁ 3.94	**3.20**	Satisfied with practice	3.46	3.46
3.65	**3.60**	Skills for practice	3.39	3.43
◀ 3.33	**2.50**	Link to professionals	◁ 3.01	◀ 3.24

Teachers

4.11	**3.90**	Satisfied with teachers	3.98	4.02
4.44	**4.10**	Involvement	3.90	3.97
4.22	**3.80**	Didactic skills	3.95	3.95
4.67	**4.30**	Content expertise	4.42	4.36
4.28	**3.90**	Practice knowledge	4.02	3.94
4.28	**3.90**	Supportive	3.76	3.82
4.28	**3.80**	Inspiring	3.87	3.71
	3.90	Understandable	4.00	4.01
	4.00	Encourage questions	4.29	4.17

Counseling

2018	2021		Netherlands	Faculty
4.12		Satisfied with counseling	3.80	3.80
4.13		Opportunity	3.89	3.87
4.13		Quality	3.82	3.84

Assessment

◁ 3.83	**3.10**	Satisfied with assessment	◁ 3.63	3.52
◁ 4.22	**3.70**	Exam matches content	3.81	3.70
4.11	**3.70**	Clear criteria	3.67	3.55
◀ 4.11	**3.20**	Quality knowledge exam	◁ 3.74	◁ 3.70
◀ 4.06	**3.40**	Quality practice exam	3.60	3.59
	3.60	Exam form follows content	3.79	3.74
4.00	**3.80**	Feedback on exams	3.41 ▷	3.48

Engagement & contact

4.12 ▷	**4.67**	Teachers reachable	4.11 ▶	4.19 ▷
	4.00	Feedback	3.55 ▷	3.69
	4.44	Feel safe	4.17	4.17
	3.89	Feel at home	3.66	3.83
	4.33	Feel inspired	4.03	3.95
	4.44	Regularly engaged	4.15	4.13
	3.33	Involved outside lessons	3.74	3.70
	4.22	Feedback appreciated	3.84	3.92
3.65 ▷	**4.44**	Course evaluations	4.01 ▷	4.12

General

4.00	**3.70**	Information	3.84	3.83
◀ 3.78	**3.10**	Facilities	◀ 3.47	◁ 3.33
	4.30	Study pressure	3.50	3.52

"study pressure" is coded as: 1=too low, 3=good, 5=too high

data analysis:
Jeroen Fokker - Departement Computer Science - Utrecht University
Hossein Al Mahmoudi - UBD Teaching Policy - Utrecht University

Master program 60602 IEPM

European Law

European Law

Nationale Studenten Enquete 2021

Universiteit Utrecht

2018	2021		Netherlands	Faculty
4.28	**4.00**	Satisfied with program	3.88	3.87
4.17	**4.06**	General skills	3.81 ▷	3.90
◀ 4.39	**3.76**	Education feasibility	3.80	3.78
◁ 4.50	**4.06**	Atmosphere	3.87	3.94
4.39	**4.06**	Would choose again	3.91	3.95
◁ 4.25	**3.90**	Content & organisation	3.89	3.88
3.47	**3.31**	Connection to practice	3.20	3.33
4.30	**4.26**	Teachers	4.03 ▷	3.99 ▶
4.41 ▷	**4.75**	English	4.51 ▷	4.15 ▶
4.04	**3.88**	Counseling	3.86	3.86
◁ 4.12	**3.79**	Assessment	3.67	3.63
	4.02	Engagement & contact	3.92	3.96

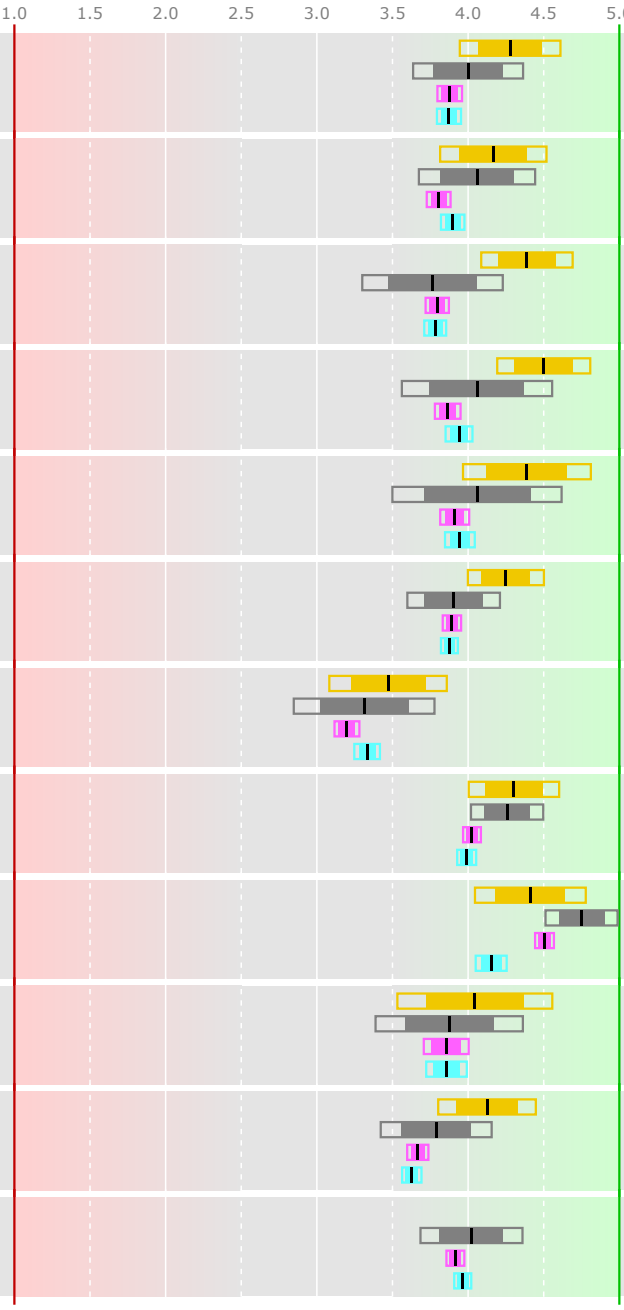

Response: 17 out of 44 = 38.6%

Compared to previous years

- program in 2018 (n=18)
- IEPM in 2021 (n=17)
- 95% confidence interval
- 80% confidence interval

The UU program in 2021 is...

- ▶ probably better
- ▷ possibly better
- ◁ possibly worse
- ◀ probably worse

...than the comparison group

Compared to similar programs in NL

Netherlands

Leiden: Advanced Studies in European an (n=14)
Leiden: Advanced Studies in European an (n=17)
Groningen: International Commercial Law (n=12)
Groningen: European Economic Law (n=7)
Groningen: Internationaal en Europees Rech (n=11)
Maastricht: European Law School (n=47)
Maastricht: International Laws (n=21)
Maastricht: International and European Tax (n=47)
UvA: International and European Law (n=158)
UvA: European Private Law (n=22)
UvA: International Criminal Law (n=29)
UvA: International Tax Law (n=14)
VU: International Business Law (n=23)
Nijmegen: International and European Law (n=48)
Tilburg: International Business Law (n=24)
Tilburg: International and European Law (n=49)

Compared to Master program in faculty REBO

Faculty REBO

Economics of Competition and Regulation (n=3)
Economics of Public Policy and Manageme (n=20)
Research in Public Administration and O (n=8)
Bestuurs- en Organisatiewetenschap (n=94)
International Economics and Business (n=111)
Recht en onderneming (n=21)
Law and Economics (n=15)
Legal Research (research) (n=12)
Public International Law (n=52)
Multidisciplinary Economics (research) (n=10)
Nederlands Recht (n=80)
Criminologie (n=36)
Notarieel Recht (n=11)
Bestuurs- en Organisatiewetenschap (dee (n=25)

Masterprogram 60602 IEPM

European Law
European Law

Content & organisation

2018	2021		Netherlands	Faculty
◀4.56	**4.12**	Satisfied with content	4.04	4.02
4.39	**4.12**	Up-to-date	3.95	4.11
4.17	**4.06**	Quality materials	4.07	4.00
4.35	**4.06**	Program level	4.05	4.03
4.17	**4.06**	Work methods	3.72▷	3.74▷
◁4.50	**3.94**	Can broaden/deepen	4.08	3.93
	3.53	Program coordination	3.65	3.76
4.11	**3.94**	Challenging	3.97	3.94
◀4.33	**3.53**	Shape your own program	3.66	3.49

Connection to practice

3.94	**3.65**	Satisfied with practice	3.46	3.46
3.65	**3.56**	Skills for practice	3.39	3.43
3.33	**3.06**	Link to professionals	3.01	3.24

Teachers

4.11	**4.41**	Satisfied with teachers	3.98▶	4.02▶
4.44	**4.38**	Involvement	3.90▶	3.97▶
4.22	**4.06**	Didactic skills	3.95	3.95
4.67	**4.62**	Content expertise	4.42▷	4.36▷
4.28	**4.00**	Practice knowledge	4.02	3.94
4.28	**4.31**	Supportive	3.76▶	3.82▶
4.28	**4.19**	Inspiring	3.87▷	3.71▶
	4.19	Understandable	4.00	4.01
	4.31	Encourage questions	4.29	4.17

Counseling

2018	2021		Netherlands	Faculty
4.12	**3.75**	Satisfied with counseling	3.80	3.80
4.13	**4.00**	Opportunity	3.89	3.87
4.13	**3.75**	Quality	3.82	3.84

Assessment

3.83	**3.53**	Satisfied with assessment	3.63	3.52
◁4.22	**3.81**	Exam matches content	3.81	3.70
4.11	**3.81**	Clear criteria	3.67	3.55
4.11	**3.81**	Quality knowledge exam	3.74	3.70
◀4.06	**3.47**	Quality practice exam	3.60	3.59
	3.73	Exam form follows content	3.79	3.74
4.00	**4.13**	Feedback on exams	3.41▶	3.48▶

Engagement & contact

4.12	**4.33**	Teachers reachable	4.11▷	4.19
	4.07	Feedback	3.55▶	3.69▶
	4.13	Feel safe	4.17	4.17
	3.67	Feel at home	3.66	3.83
	4.07	Feel inspired	4.03	3.95
	4.00	Regularly engaged	4.15	4.13
	3.43	Involved outside lessons	3.74	3.70
	4.14	Feedback appreciated	3.84▷	3.92
3.65▷	**4.36**	Course evaluations	4.01▷	4.12

General

4.00	**4.00**	Information	3.84	3.83
3.78	**3.65**	Facilities	3.47	3.33▷
	3.94	Study pressure	3.50	3.52

"study pressure" is coded as: 1=too low, 3=good, 5=too high

data analysis:
Jeroen Fokker - Departement Computer Science - Utrecht University
Hossein Al Mahmoudi - UBD Teaching Policy - Utrecht University

Master program 60602 IETM

Law and Technology in Europe

European Law

Nationale Studenten Enquete 2021

Universiteit Utrecht

2018	2021		Netherlands	Faculty
4.28	**4.12**	Satisfied with program	3.88	3.87
◁ 4.17	**3.75**	General skills	3.81	3.90
4.39	**4.25**	Education feasibility	3.80 ▶	3.78 ▶
4.50	**4.25**	Atmosphere	3.87 ▷	3.94
4.39	**4.38**	Would choose again	3.91 ▷	3.95 ▷
◁ 4.25	**3.90**	Content & organisation	3.89	3.88
3.47	**3.50**	Connection to practice	3.20 ▷	3.33
4.30	**4.34**	Teachers	4.03 ▶	3.99 ▶
4.41	**4.69**	English	4.51 ▷	4.15 ▶
4.04	**3.83**	Counseling	3.86	3.86
4.12	**3.94**	Assessment	3.67 ▷	3.63 ▷
	4.10	Engagement & contact	3.92 ▷	3.96

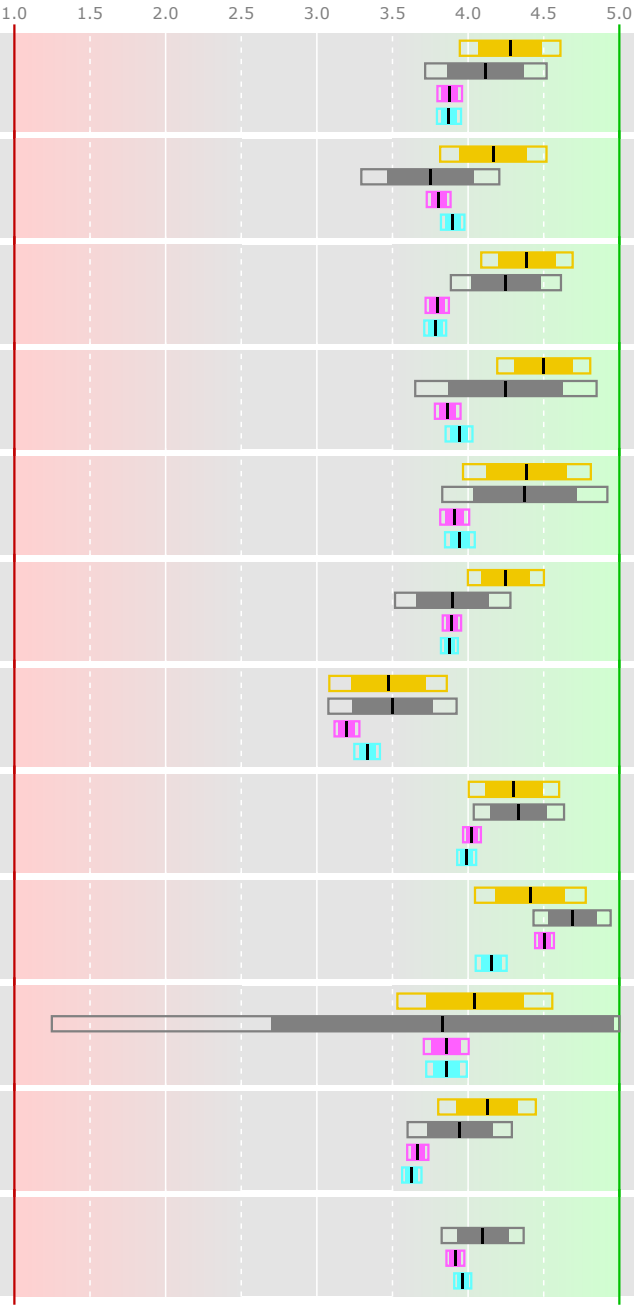

Response: 17 out of 56 = 30.4%

Compared to previous years

- program in 2018 (n=18)
- IETM in 2021 (n=17)
- 95% confidence interval
- 80% confidence interval

The UU program in 2021 is...

- ▶ probably better
- ▷ possibly better
- ◁ possibly worse
- ◀ probably worse

...than the comparison group

Compared to similar programs in NL

Netherlands

Leiden: Advanced Studies in European an (n=14)
Leiden: Advanced Studies in European an (n=17)
Groningen: International Commercial Law (n=12)
Groningen: European Economic Law (n=7)
Groningen: Internationaal en Europees Rech (n=11)
Maastricht: European Law School (n=47)
Maastricht: International Laws (n=21)
Maastricht: International and European Tax (n=47)
UvA: International and European Law (n=158)
UvA: European Private Law (n=22)
UvA: International Criminal Law (n=29)
UvA: International Tax Law (n=14)
VU: International Business Law (n=23)
Nijmegen: International and European Law (n=48)
Tilburg: International Business Law (n=24)
Tilburg: International and European Law (n=49)

Compared to Master program in faculty REBO

Faculty REBO

Economics of Competition and Regulation (n=3)
Economics of Public Policy and Manageme (n=20)
Research in Public Administration and O (n=8)
Bestuurs- en Organisatiewetenschap (n=94)
International Economics and Business (n=111)
Recht en onderneming (n=21)
Law and Economics (n=15)
Legal Research (research) (n=12)
Public International Law (n=52)
Multidisciplinary Economics (research) (n=10)
Nederlands Recht (n=80)
Criminologie (n=36)
Notarieel Recht (n=11)
Bestuurs- en Organisatiewetenschap (dee (n=25)

Masterprogram 60602 IETM

Law and Technology in Europe
European Law

Content & organisation

2018	2021		Netherlands	Faculty
◁4.56	**4.19**	Satisfied with content	4.04	4.02
4.39	**4.50**	Up-to-date	3.95▶	4.11▶
4.17	**4.25**	Quality materials	4.07	4.00
◁4.35	**3.81**	Program level	4.05	4.03
◁4.17	**3.62**	Work methods	3.72	3.74
4.50	**4.19**	Can broaden/deepen	4.08	3.93
	3.19	Program coordination	◁3.65	◁3.76
4.11	**4.00**	Challenging	3.97	3.94
◀4.33	**3.62**	Shape your own program	3.66	3.49

Connection to practice

3.94	**3.88**	Satisfied with practice	3.46▶	3.46▶
3.65	**3.62**	Skills for practice	3.39	3.43
3.33	**3.38**	Link to professionals	3.01▷	3.24

Teachers

4.11	**4.38**	Satisfied with teachers	3.98▶	4.02▶
4.44	**4.19**	Involvement	3.90	3.97
4.22	**4.25**	Didactic skills	3.95▷	3.95▷
4.67	**4.69**	Content expertise	4.42▶	4.36▶
4.28	**4.50**	Practice knowledge	4.02▶	3.94▶
4.28	**4.12**	Supportive	3.76▷	3.82▷
4.28	**4.19**	Inspiring	3.87▷	3.71▶
	4.31	Understandable	4.00▷	4.01▷
	4.44	Encourage questions	4.29	4.17

Counseling

2018	2021		Netherlands	Faculty
4.12	**4.00**	Satisfied with counseling	3.80	3.80
4.13	**3.67**	Opportunity	3.89	3.87
4.13	**4.00**	Quality	3.82	3.84

Assessment

3.83	**3.81**	Satisfied with assessment	3.63	3.52▷
4.22	**4.06**	Exam matches content	3.81▷	3.70▷
4.11	**3.94**	Clear criteria	3.67	3.55▷
4.11	**4.19**	Quality knowledge exam	3.74▶	3.70▶
4.06	**3.80**	Quality practice exam	3.60	3.59
	3.87	Exam form follows content	3.79	3.74
4.00	**4.00**	Feedback on exams	3.41▶	3.48▶

Engagement & contact

4.12	**4.20**	Teachers reachable	4.11	4.19
	3.93	Feedback	3.55▷	3.69
	4.47	Feel safe	4.17▷	4.17▷
	3.67	Feel at home	3.66	3.83
	4.20	Feel inspired	4.03	3.95▷
	4.07	Regularly engaged	4.15	4.13
	3.80	Involved outside lessons	3.74	3.70
	4.13	Feedback appreciated	3.84▷	3.92
3.65▶	**4.40**	Course evaluations	4.01▷	4.12▷

General

4.00	**4.00**	Information	3.84	3.83
3.78	**3.56**	Facilities	3.47	3.33
	3.31	Study pressure	3.50	3.52

"study pressure" is coded as: 1=too low, 3=good, 5=too high

data analysis:
Jeroen Fokker - Departement Computer Science - Utrecht University
Hossein Al Mahmoudi - UBD Teaching Policy - Utrecht University

Master program 60648

International Economics and Business

Nationale Studenten Enquete 2021

Universiteit Utrecht

2018	2021		Netherlands	Faculty
◀ 3.96	**3.55**	Satisfied with program	◀ 3.83	◀ 3.97
◀ 3.96	**3.65**	General skills	◁ 3.82	◀ 3.96
◁ 3.86	**3.68**	Education feasibility	◁ 3.86	◁ 3.81
◀ 4.16	**3.56**	Atmosphere	◁ 3.70	◀ 4.05
◁ 3.87	**3.62**	Would choose again	◁ 3.85	◀ 4.05
3.77	**3.66**	Content & organisation	◀ 3.82	◀ 3.94
3.28	**3.23**	Connection to practice	3.11	◁ 3.36
◁ 3.84	**3.61**	Teachers	◀ 3.87	◀ 4.12
◀ 4.40	**4.14**	English	◀ 4.33	4.23
3.55	**3.68**	Counseling	3.76	◁ 3.91
◁ 3.65	**3.49**	Assessment	◀ 3.64	◀ 3.68
	3.73	Engagement & contact	◁ 3.85	◀ 4.04

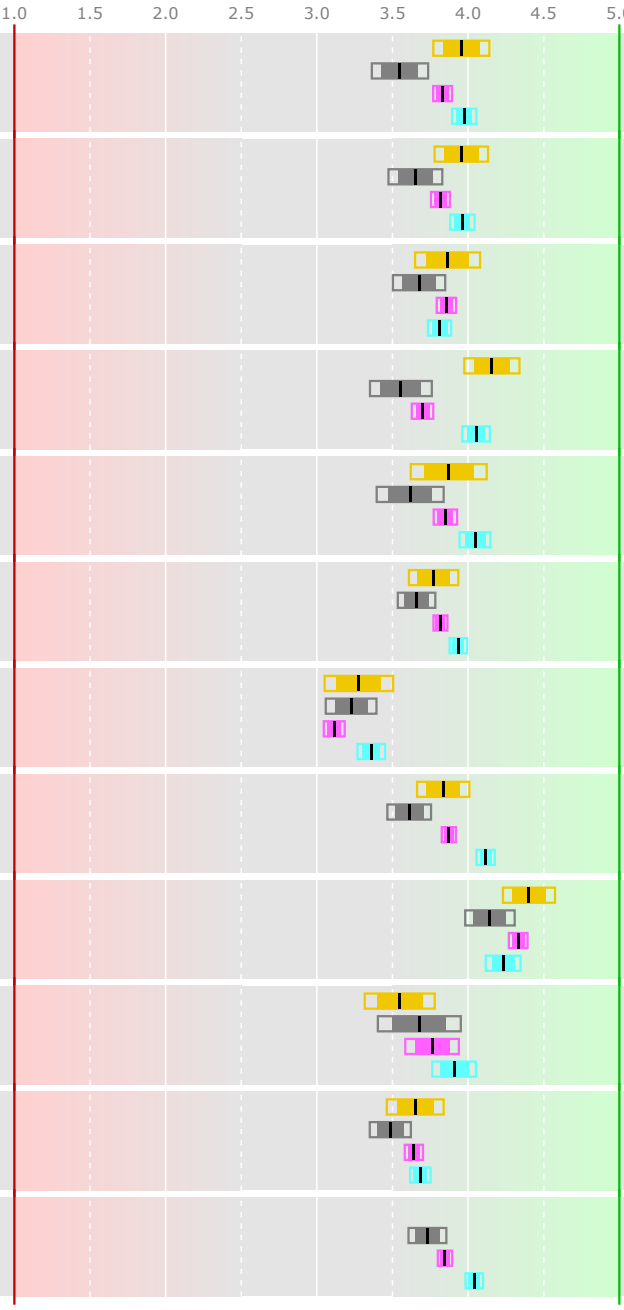

Response: 111 out of 276 = 40.2%

Compared to previous years

- program in 2018 (n=89)
- program in 2021 (n=111)
- 95% confidence interval
- 80% confidence interval

The UU program in 2021 is...

- ▶ probably better
- ▷ possibly better
- ◁ possibly worse
- ◀ probably worse

...than the comparison group

Compared to similar programs in NL

Netherlands

Groningen: Economics (n=25)
Rotterdam: Economics and Business (n=457)
Maastricht: Economics (n=11)
UvA: Economics (n=52)
VU: Economics (n=18)
Nijmegen: Economics (n=88)
Tilburg: Economics (n=66)

Compared to Master program in faculty REBO

Faculty REBO

Economics of Competition and Regulation (n=3)
Economics of Public Policy and Manageme (n=20)
Research in Public Administration and O (n=8)
Bestuurs- en Organisatiewetenschap (n=94)
European Law (n=44)
Recht en onderneming (n=21)
Law and Economics (n=15)
Legal Research (research) (n=12)
Public International Law (n=52)
Multidisciplinary Economics (research) (n=10)
Nederlands Recht (n=80)
Criminologie (n=36)
Notarieel Recht (n=11)
Bestuurs- en Organisatiewetenschap (dee (n=25)

Masterprogram 60648

International Economics and Business

Content & organisation

2018	2021		Netherlands	Faculty
3.84	**3.72**	Satisfied with content	◀3.97	◀4.12
3.76	**3.79**	Up-to-date	3.87	◀4.21
◁3.91	**3.70**	Quality materials	◀3.98	◀4.09
3.94	**3.82**	Program level	◀4.01	◀4.08
3.62	**3.54**	Work methods	◁3.72	◀3.80
3.53▶	**3.83**	Can broaden/deepen	3.86	◁3.97
	3.62	Program coordination	3.66	3.74
◁3.87	**3.66**	Challenging	◀3.91	◀4.03
◀3.59	**3.26**	Shape your own program	◀3.50	◀3.56

Connection to practice

2018	2021		Netherlands	Faculty
3.65	**3.47**	Satisfied with practice	3.41	3.48
3.35	**3.29**	Skills for practice	3.24	◁3.48
3.19	**3.16**	Link to professionals	2.99▷	3.24

Teachers

2018	2021		Netherlands	Faculty
◀3.80	**3.46**	Satisfied with teachers	◀3.96	◀4.19
◀3.98	**3.61**	Involvement	◁3.74	◀4.09
◁3.79	**3.52**	Didactic skills	◀3.85	◀4.08
3.91	**3.85**	Content expertise	◀4.38	◀4.52
3.67	**3.60**	Practice knowledge	◁3.79	◀4.05
◁3.74	**3.50**	Supportive	◀3.69	◀3.94
◀3.52	**3.07**	Inspiring	◀3.52	◀3.92
	3.75	Understandable	◁3.92	◀4.09
	3.98	Encourage questions	4.09	◀4.23

Counseling

2018	2021		Netherlands	Faculty
3.52	**3.69**	Satisfied with counseling	3.59	3.83
3.56	**3.71**	Opportunity	3.84	3.92
3.73	**3.65**	Quality	3.69	◁3.89

Assessment

2018	2021		Netherlands	Faculty
◀3.63	**3.32**	Satisfied with assessment	◁3.45	◀3.57
3.75	**3.61**	Exam matches content	◁3.74	◁3.74
3.52	**3.60**	Clear criteria	3.68	3.57
3.68	**3.60**	Quality knowledge exam	3.71	◁3.74
◁3.65	**3.42**	Quality practice exam	◁3.58	◀3.63
	3.60	Exam form follows content	3.70	◀3.79
◀3.62	**3.10**	Feedback on exams	◀3.45	◀3.64

Engagement & contact

2018	2021		Netherlands	Faculty
3.86▷	**4.09**	Teachers reachable	4.05	◁4.24
	3.44	Feedback	◁3.63	◀3.80
	3.95	Feel safe	◀4.18	◀4.24
	3.48	Feel at home	◀3.71	◀3.92
	3.58	Feel inspired	◁3.77	◀4.08
	3.85	Regularly engaged	3.98	◀4.20
	3.49	Involved outside lessons	3.54	◀3.74
	3.70	Feedback appreciated	3.79	◀4.00
3.56▶	**4.04**	Course evaluations	3.97	◁4.17

General

2018	2021		Netherlands	Faculty
3.79	**3.67**	Information	3.70	◀3.88
◀4.01	**3.18**	Facilities	◀3.51	◁3.39
	3.55	Study pressure	3.35	3.54

"study pressure" is coded as: 1=too low, 3=good, 5=too high

data analysis:
Jeroen Fokker - Departement Computer Science - Utrecht University
Hossein Al Mahmoudi - UBD Teaching Policy - Utrecht University

Master program 60648 BAFM

Banking and Finance

International Economics and Business

Nationale Studenten Enquete 2021

Universiteit Utrecht

2018	2021		Netherlands	Faculty
◀ 3.96	**3.42**	Satisfied with program	◀ 3.83	◀ 3.97
◁ 3.96	**3.58**	General skills	◁ 3.82	◀ 3.96
◀ 3.86	**3.42**	Education feasibility	◀ 3.86	◀ 3.81
◀ 4.16	**3.39**	Atmosphere	◁ 3.70	◀ 4.05
◁ 3.87	**3.43**	Would choose again	◁ 3.85	◀ 4.05
3.77	**3.60**	Content & organisation	◁ 3.82	◀ 3.94
3.28	**3.12**	Connection to practice	3.11	◁ 3.36
◀ 3.84	**3.38**	Teachers	◀ 3.87	◀ 4.12
◀ 4.40	**3.97**	English	◀ 4.33	◁ 4.23
3.55	**3.91**	Counseling	3.76	3.91
◀ 3.65	**3.28**	Assessment	◀ 3.64	◀ 3.68
	3.63	Engagement & contact	◁ 3.85	◀ 4.04

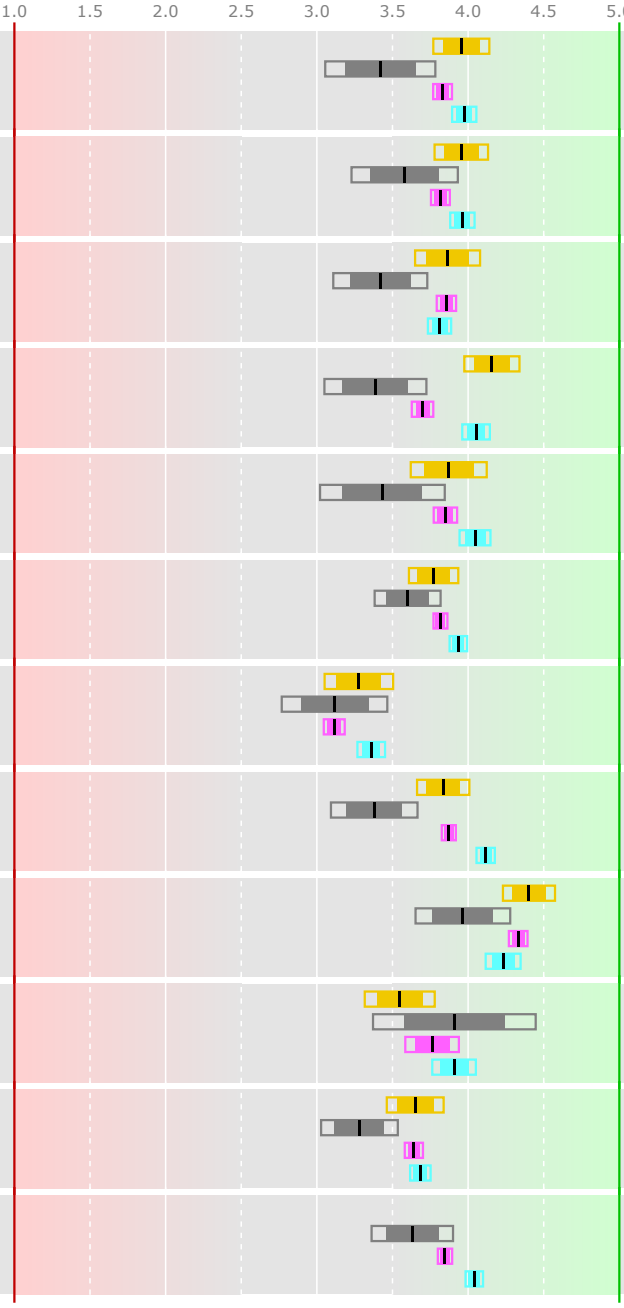

Response: 31 out of 87 = 35.6%

Compared to previous years

- program in 2018 (n=89)
- BAFM in 2021 (n=31)
- 95% confidence interval
- 80% confidence interval

The UU program in 2021 is...

- ▶ probably better
- ▷ possibly better
- ◁ possibly worse
- ◀ probably worse

...than the comparison group

Compared to similar programs in NL

Netherlands

Groningen: Economics (n=25)
Rotterdam: Economics and Business (n=457)
Maastricht: Economics (n=11)
UvA: Economics (n=52)
VU: Economics (n=18)
Nijmegen: Economics (n=88)
Tilburg: Economics (n=66)

Compared to Master program in faculty REBO

Faculty REBO

Economics of Competition and Regulation (n=3)
Economics of Public Policy and Manageme (n=20)
Research in Public Administration and O (n=8)
Bestuurs- en Organisatiewetenschap (n=94)
European Law (n=44)
Recht en onderneming (n=21)
Law and Economics (n=15)
Legal Research (research) (n=12)
Public International Law (n=52)
Multidisciplinary Economics (research) (n=10)
Nederlands Recht (n=80)
Criminologie (n=36)
Notarieel Recht (n=11)
Bestuurs- en Organisatiewetenschap (dee (n=25)

Masterprogram 60648 BAFM

Banking and Finance
International Economics and Business

Content & organisation

2018	2021		Netherlands	Faculty
3.84	**3.65**	Satisfied with content	◁3.97	◀4.12
3.76	**3.57**	Up-to-date	◁3.87	◀4.21
◀3.91	**3.60**	Quality materials	◀3.98	◀4.09
3.94	**3.80**	Program level	◁4.01	◁4.08
◁3.62	**3.33**	Work methods	◀3.72	◀3.80
3.53	**3.73**	Can broaden/deepen	3.86	◁3.97
	3.70	Program coordination	3.66	3.74
3.87	**3.93**	Challenging	3.91	4.03
◁3.59	**3.13**	Shape your own program	◁3.50	◀3.56

Connection to practice

◁3.65	**3.26**	Satisfied with practice	3.41	3.48
◁3.35	**3.03**	Skills for practice	3.24	◀3.48
3.19	**3.20**	Link to professionals	2.99	3.24

Teachers

◀3.80	**3.29**	Satisfied with teachers	◀3.96	◀4.19
◀3.98	**3.41**	Involvement	◁3.74	◀4.09
◀3.79	**3.31**	Didactic skills	◀3.85	◀4.08
◁3.91	**3.62**	Content expertise	◀4.38	◀4.52
◁3.67	**3.28**	Practice knowledge	◀3.79	◀4.05
◀3.74	**3.21**	Supportive	◀3.69	◀3.94
◀3.52	**2.90**	Inspiring	◀3.52	◀3.92
	3.52	Understandable	◀3.92	◀4.09
	3.79	Encourage questions	◁4.09	◀4.23

Counseling

2018	2021		Netherlands	Faculty
3.52	**3.58**	Satisfied with counseling	3.59	3.83
3.56	**3.91**	Opportunity	3.84	3.92
3.73	**3.91**	Quality	3.69	3.89

Assessment

◀3.63	**2.90**	Satisfied with assessment	◀3.45	◀3.57
◁3.75	**3.48**	Exam matches content	◁3.74	◁3.74
◁3.52	**3.21**	Clear criteria	◀3.68	◁3.57
◁3.68	**3.34**	Quality knowledge exam	◁3.71	◀3.74
◁3.65	**3.38**	Quality practice exam	◁3.58	◁3.63
	3.28	Exam form follows content	◀3.70	◀3.79
◀3.62	**3.00**	Feedback on exams	◀3.45	◀3.64

Engagement & contact

3.86▷	**4.14**	Teachers reachable	4.05	4.24
	3.41	Feedback	3.63	◁3.80
	3.93	Feel safe	◁4.18	◁4.24
	3.25	Feel at home	◁3.71	◀3.92
	3.43	Feel inspired	◁3.77	◀4.08
	3.89	Regularly engaged	3.98	◁4.20
	3.57	Involved outside lessons	3.54	3.74
	3.39	Feedback appreciated	◀3.79	◀4.00
3.56	**3.79**	Course evaluations	3.97	◁4.17

General

3.79	**3.61**	Information	3.70	◁3.88
◀4.01	**3.23**	Facilities	◁3.51	3.39
	3.90	Study pressure	3.35	3.54

"study pressure" is coded as: 1=too low, 3=good, 5=too high

data analysis:
Jeroen Fokker - Departement Computer Science - Utrecht University
Hossein Al Mahmoudi - UBD Teaching Policy - Utrecht University

Master program 60648 BDEM

Nationale Studenten Enquete 2021

Business Development and Entrepreneurship

International Economics and Business

Universiteit Utrecht

	2018	2021		Netherlands	Faculty
◁	3.96	**3.48**	Satisfied with program	3.83	◁ 3.97
◁	3.96	**3.57**	General skills	3.82	◁ 3.96
◁	3.86	**3.38**	Education feasibility	◁ 3.86	◁ 3.81
◀	4.16	**3.52**	Atmosphere	3.70	◀ 4.05
	3.87	**3.71**	Would choose again	3.85	4.05
	3.77	**3.54**	Content & organisation	◁ 3.82	◀ 3.94
	3.28	**3.52**	Connection to practice	3.11 ▷	3.36
	3.84	**3.61**	Teachers	◁ 3.87	◀ 4.12
	4.40	**4.20**	English	4.33	4.23
	3.55	**3.57**	Counseling	3.76	3.91
◁	3.65	**3.35**	Assessment	◁ 3.64	◁ 3.68
		3.77	Engagement & contact	3.85	◁ 4.04

Response: 21 out of 58 = 36.2%

Compared to previous years

- program in 2018 (n=89)
- BDEM in 2021 (n=21)
- 95% confidence interval
- 80% confidence interval

The UU program in 2021 is...

- ▶ probably better
- ▷ possibly better
- ◁ possibly worse
- ◀ probably worse

...than the comparison group

Compared to similar programs in NL

Netherlands

Groningen: Economics (n=25)
Rotterdam: Economics and Business (n=457)
Maastricht: Economics (n=11)
UvA: Economics (n=52)
VU: Economics (n=18)
Nijmegen: Economics (n=88)
Tilburg: Economics (n=66)

Compared to Master program in faculty REBO

Faculty REBO

Economics of Competition and Regulation (n=3)
Economics of Public Policy and Manageme (n=20)
Research in Public Administration and O (n=8)
Bestuurs- en Organisatiewetenschap (n=94)
European Law (n=44)
Recht en onderneming (n=21)
Law and Economics (n=15)
Legal Research (research) (n=12)
Public International Law (n=52)
Multidisciplinary Economics (research) (n=10)
Nederlands Recht (n=80)
Criminologie (n=36)
Notarieel Recht (n=11)
Bestuurs- en Organisatiewetenschap (dee (n=25)

Masterprogram 60648 BDEM

Business Development and Entrepreneurship International Economics and Business

Content & organisation

2018	2021		Netherlands	Faculty
3.84	**3.52**	Satisfied with content	◁3.97	◀4.12
3.76	**3.71**	Up-to-date	3.87	◁4.21
◀3.91	**3.33**	Quality materials	◀3.98	◀4.09
3.94	**3.67**	Program level	◁4.01	◁4.08
3.62	**3.57**	Work methods	3.72	3.80
3.53▷	**3.95**	Can broaden/deepen	3.86	3.97
	3.30	Program coordination	3.66	◁3.74
◀3.87	**3.20**	Challenging	◀3.91	◀4.03
3.59	**3.35**	Shape your own program	3.50	3.56

Connection to practice

3.65	**3.33**	Satisfied with practice	3.41	3.48
3.35	**3.30**	Skills for practice	3.24	3.48
3.19▶	**3.75**	Link to professionals	2.99▶	3.24▶

Teachers

3.80	**3.48**	Satisfied with teachers	◁3.96	◀4.19
3.98	**3.70**	Involvement	3.74	◁4.09
◀3.79	**3.20**	Didactic skills	◀3.85	◀4.08
3.91	**3.90**	Content expertise	◀4.38	◀4.52
3.67	**3.60**	Practice knowledge	3.79	◁4.05
3.74	**3.65**	Supportive	3.69	◁3.94
◁3.52	**2.95**	Inspiring	◀3.52	◀3.92
	3.80	Understandable	3.92	◁4.09
	4.10	Encourage questions	4.09	4.23

Counseling

2018	2021		Netherlands	Faculty
3.52	**3.71**	Satisfied with counseling	3.59	3.83
3.56	**3.57**	Opportunity	3.84	3.92
3.73	**3.57**	Quality	3.69	3.89

Assessment

3.63	**3.29**	Satisfied with assessment	3.45	3.57
◁3.75	**3.35**	Exam matches content	◁3.74	◁3.74
3.52	**3.50**	Clear criteria	3.68	3.57
3.68	**3.45**	Quality knowledge exam	3.71	3.74
◁3.65	**3.10**	Quality practice exam	◁3.58	◁3.63
	3.40	Exam form follows content	◁3.70	◀3.79
3.62	**3.30**	Feedback on exams	3.45	◁3.64

Engagement & contact

3.86	**4.10**	Teachers reachable	4.05	4.24
	3.80	Feedback	3.63	3.80
	3.90	Feel safe	◁4.18	◁4.24
	3.45	Feel at home	3.71	◁3.92
	3.45	Feel inspired	3.77	◀4.08
	3.60	Regularly engaged	◁3.98	◀4.20
	3.65	Involved outside lessons	3.54	3.74
	3.85	Feedback appreciated	3.79	4.00
3.56▶	**4.15**	Course evaluations	3.97	4.17

General

◁3.79	**3.33**	Information	◁3.70	◀3.88
◀4.01	**2.76**	Facilities	◀3.51	◀3.39
	3.50	Study pressure	3.35	3.54

"study pressure" is coded as: 1=too low, 3=good, 5=too high

data analysis:
Jeroen Fokker - Departement Computer Science - Utrecht University
Hossein Al Mahmoudi - UBD Teaching Policy - Utrecht University

Master program 60648 FINM

Financial Management

International Economics and Business

Nationale Studenten Enquete 2021

Universiteit Utrecht

2018	2021		Netherlands	Faculty
◁ 3.96	**3.55**	Satisfied with program	◁ 3.83	◀ 3.97
◁ 3.96	**3.68**	General skills	3.82	◁ 3.96
3.86	**3.93**	Education feasibility	3.86	3.81
◀ 4.16	**3.57**	Atmosphere	3.70	◀ 4.05
3.87	**3.71**	Would choose again	3.85	◁ 4.05
3.77	**3.67**	Content & organisation	3.82	◁ 3.94
3.28	**3.04**	Connection to practice	3.11	◁ 3.36
◁ 3.84	**3.54**	Teachers	◀ 3.87	◀ 4.12
◁ 4.40	**4.07**	English	◁ 4.33	4.23
3.55	**3.75**	Counseling	3.76	3.91
3.65	**3.65**	Assessment	3.64	3.68
	3.63	Engagement & contact	◁ 3.85	◀ 4.04

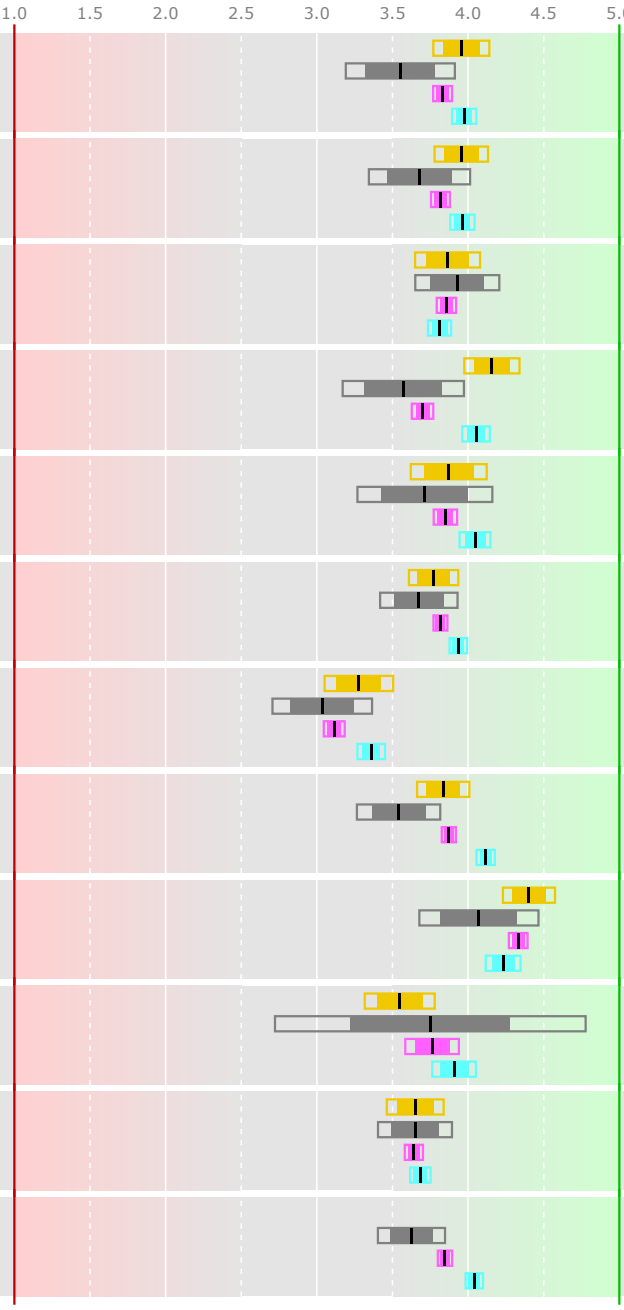

Response: 29 out of 65 = 44.6%

Compared to previous years

- program in 2018 (n=89)
- FINM in 2021 (n=29)
- 95% confidence interval
- 80% confidence interval

The UU program in 2021 is...

- ▶ probably better
- ▷ possibly better
- ◁ possibly worse
- ◀ probably worse

...than the comparison group

Compared to similar programs in NL

Netherlands

Groningen: Economics (n=25)
Rotterdam: Economics and Business (n=457)
Maastricht: Economics (n=11)
UvA: Economics (n=52)
VU: Economics (n=18)
Nijmegen: Economics (n=88)
Tilburg: Economics (n=66)

Compared to Master program in faculty REBO

Faculty REBO

Economics of Competition and Regulation (n=3)
Economics of Public Policy and Manageme (n=20)
Research in Public Administration and O (n=8)
Bestuurs- en Organisatiewetenschap (n=94)
European Law (n=44)
Recht en onderneming (n=21)
Law and Economics (n=15)
Legal Research (research) (n=12)
Public International Law (n=52)
Multidisciplinary Economics (research) (n=10)
Nederlands Recht (n=80)
Criminologie (n=36)
Notarieel Recht (n=11)
Bestuurs- en Organisatiewetenschap (dee (n=25)

Masterprogram 60648 FINM

Financial Management
International Economics and Business

Content & organisation

2018	2021		Netherlands	Faculty
3.84	**3.96**	Satisfied with content	3.97	4.12
3.76	**4.00**	Up-to-date	3.87	4.21
3.91	**3.79**	Quality materials	3.98	◁4.09
3.94	**3.86**	Program level	4.01	◁4.08
3.62	**3.64**	Work methods	3.72	3.80
3.53▷	**3.82**	Can broaden/deepen	3.86	3.97
	3.71	Program coordination	3.66	3.74
◁3.87	**3.50**	Challenging	◀3.91	◀4.03
◀3.59	**3.07**	Shape your own program	◀3.50	◀3.56

Connection to practice

2018	2021		Netherlands	Faculty
3.65	**3.68**	Satisfied with practice	3.41	3.48
3.35	**3.36**	Skills for practice	3.24	3.48
◁3.19	**2.71**	Link to professionals	◁2.99	◀3.24

Teachers

2018	2021		Netherlands	Faculty
◀3.80	**3.32**	Satisfied with teachers	◀3.96	◀4.19
◀3.98	**3.50**	Involvement	◁3.74	◀4.09
◁3.79	**3.54**	Didactic skills	◁3.85	◀4.08
3.91	**3.79**	Content expertise	◀4.38	◀4.52
3.67	**3.57**	Practice knowledge	3.79	◀4.05
3.74	**3.50**	Supportive	3.69	◀3.94
◀3.52	**2.89**	Inspiring	◀3.52	◀3.92
	3.68	Understandable	◁3.92	◀4.09
	3.86	Encourage questions	4.09	◁4.23

Counseling

2018	2021		Netherlands	Faculty
3.52	**3.75**	Satisfied with counseling	3.59	3.83
3.56	**4.00**	Opportunity	3.84	3.92
3.73	**3.50**	Quality	3.69	3.89

Assessment

2018	2021		Netherlands	Faculty
3.63	**3.50**	Satisfied with assessment	3.45	3.57
3.75	**3.82**	Exam matches content	3.74	3.74
3.52▶	**3.86**	Clear criteria	3.68▷	3.57▶
3.68	**3.71**	Quality knowledge exam	3.71	3.74
3.65	**3.54**	Quality practice exam	3.58	3.63
	3.93	Exam form follows content	3.70▷	3.79
◀3.62	**3.04**	Feedback on exams	◁3.45	◀3.64

Engagement & contact

2018	2021		Netherlands	Faculty
3.86	**4.00**	Teachers reachable	4.05	◁4.24
	3.19	Feedback	◀3.63	◀3.80
	3.93	Feel safe	4.18	◁4.24
	3.59	Feel at home	3.71	◁3.92
	3.59	Feel inspired	3.77	◀4.08
	3.89	Regularly engaged	3.98	◀4.20
	3.11	Involved outside lessons	◁3.54	◀3.74
	3.41	Feedback appreciated	◁3.79	◀4.00
3.56▷	**3.93**	Course evaluations	3.97	◁4.17

General

2018	2021		Netherlands	Faculty
3.79	**3.86**	Information	3.70	3.88
◀4.01	**3.36**	Facilities	3.51	3.39
	3.36	Study pressure	3.35	3.54

"study pressure" is coded as: 1=too low, 3=good, 5=too high

data analysis:
Jeroen Fokker - Departement Computer Science - Utrecht University
Hossein Al Mahmoudi - UBD Teaching Policy - Utrecht University

Master program 60648 INTM

International Management

International Economics and Business

Nationale Studenten Enquete 2021

Universiteit Utrecht

2018	2021		Netherlands	Faculty
3.96	**3.73**	Satisfied with program	3.83	◁ 3.97
3.96	**3.76**	General skills	3.82	◁ 3.96
3.86	**3.93**	Education feasibility	3.86	3.81
◁ 4.16	**3.75**	Atmosphere	3.70	4.05
3.87	**3.64**	Would choose again	3.85	◁ 4.05
3.77	**3.79**	Content & organisation	3.82	◁ 3.94
3.28	**3.32**	Connection to practice	3.11 ▷	3.36
3.84	**3.93**	Teachers	3.87	◁ 4.12
4.40	**4.37**	English	4.33	4.23
3.55	**3.44**	Counseling	3.76	◁ 3.91
3.65	**3.64**	Assessment	3.64	3.68
	3.91	Engagement & contact	3.85	4.04

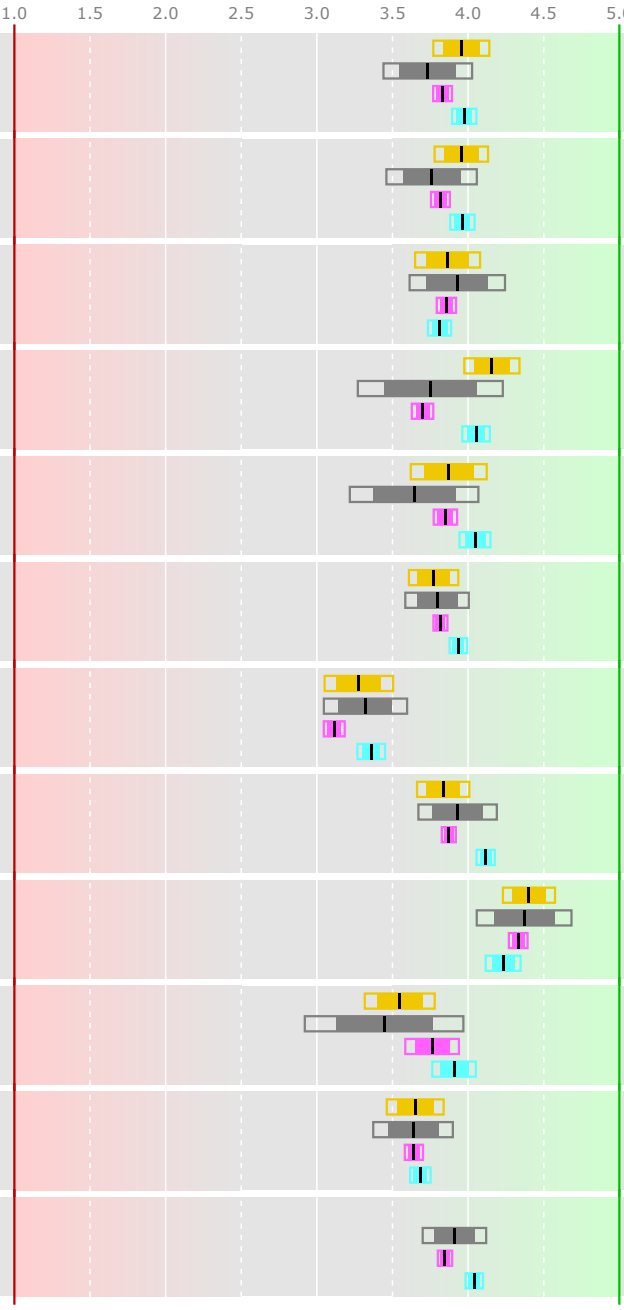

Response: 30 out of 66 = 45.5%

Compared to previous years

- program in 2018 (n=89)
- INTM in 2021 (n=30)
- 95% confidence interval
- 80% confidence interval

The UU program in 2021 is...

- ▶ probably better
- ▷ possibly better
- ◁ possibly worse
- ◀ probably worse

...than the comparison group

Compared to similar programs in NL

Netherlands

Groningen: Economics (n=25)
Rotterdam: Economics and Business (n=457)
Maastricht: Economics (n=11)
UvA: Economics (n=52)
VU: Economics (n=18)
Nijmegen: Economics (n=88)
Tilburg: Economics (n=66)

Compared to Master program in faculty REBO

Faculty REBO

Economics of Competition and Regulation (n=3)
Economics of Public Policy and Manageme (n=20)
Research in Public Administration and O (n=8)
Bestuurs- en Organisatiewetenschap (n=94)
European Law (n=44)
Recht en onderneming (n=21)
Law and Economics (n=15)
Legal Research (research) (n=12)
Public International Law (n=52)
Multidisciplinary Economics (research) (n=10)
Nederlands Recht (n=80)
Criminologie (n=36)
Notarieel Recht (n=11)
Bestuurs- en Organisatiewetenschap (dee (n=25)

Masterprogram 60648 INTM

International Management
International Economics and Business

Content & organisation

2018	2021		Netherlands	Faculty
3.84	**3.72**	Satisfied with content	◁3.97	◀4.12
3.76	**3.86**	Up-to-date	3.87	◀4.21
3.91	**4.00**	Quality materials	3.98	4.09
3.94	**3.93**	Program level	4.01	4.08
3.62	**3.64**	Work methods	3.72	3.80
3.53▷	**3.86**	Can broaden/deepen	3.86	3.97
	3.68	Program coordination	3.66	3.74
3.87	**3.86**	Challenging	3.91	◁4.03
3.59	**3.54**	Shape your own program	3.50	3.56

Connection to practice

2018	2021		Netherlands	Faculty
3.65	**3.59**	Satisfied with practice	3.41	3.48
3.35	**3.50**	Skills for practice	3.24▷	3.48
3.19	**3.14**	Link to professionals	2.99	3.24

Teachers

2018	2021		Netherlands	Faculty
3.80	**3.76**	Satisfied with teachers	3.96	◀4.19
3.98	**3.86**	Involvement	3.74	◁4.09
3.79	**3.96**	Didactic skills	3.85	4.08
3.91	**4.11**	Content expertise	◀4.38	◀4.52
3.67▷	**3.96**	Practice knowledge	3.79	4.05
3.74	**3.70**	Supportive	3.69	◁3.94
3.52	**3.52**	Inspiring	3.52	◀3.92
	4.04	Understandable	3.92	4.09
	4.22	Encourage questions	4.09	4.23

Counseling

2018	2021		Netherlands	Faculty
3.52	**3.78**	Satisfied with counseling	3.59	3.83
3.56	**3.44**	Opportunity	◁3.84	◁3.92
3.73	**3.44**	Quality	3.69	◁3.89

Assessment

2018	2021		Netherlands	Faculty
3.63	**3.64**	Satisfied with assessment	3.45	3.57
3.75	**3.70**	Exam matches content	3.74	3.74
3.52▷	**3.81**	Clear criteria	3.68	3.57▷
3.68	**3.85**	Quality knowledge exam	3.71	3.74
3.65	**3.59**	Quality practice exam	3.58	3.63
	3.74	Exam form follows content	3.70	3.79
◁3.62	**3.11**	Feedback on exams	◁3.45	◀3.64

Engagement & contact

2018	2021		Netherlands	Faculty
3.86	**4.11**	Teachers reachable	4.05	4.24
	3.44	Feedback	3.63	◁3.80
	4.04	Feel safe	4.18	4.24
	3.63	Feel at home	3.71	◁3.92
	3.81	Feel inspired	3.77	◁4.08
	3.96	Regularly engaged	3.98	4.20
	3.67	Involved outside lessons	3.54	3.74
	4.19	Feedback appreciated	3.79▶	4.00
3.56▶	**4.33**	Course evaluations	3.97▶	4.17

General

2018	2021		Netherlands	Faculty
3.79	**3.79**	Information	3.70	3.88
◀4.01	**3.28**	Facilities	◁3.51	3.39
	3.39	Study pressure	3.35	3.54

"study pressure" is coded as: 1=too low, 3=good, 5=too high

data analysis:
Jeroen Fokker - Departement Computer Science - Utrecht University
Hossein Al Mahmoudi - UBD Teaching Policy - Utrecht University

Master program 60703

Mathematische Wetenschappen

Nationale Studenten Enquete 2021

Universiteit Utrecht

2018	2021		Netherlands	Faculty
4.22	**4.10**	Satisfied with program	3.96	3.82 ▶
3.89	**3.90**	General skills	3.73 ▷	3.90
◀ 4.26	**3.65**	Education feasibility	◁ 3.85	◁ 3.88
4.00	**3.69**	Atmosphere	◁ 3.96	◁ 3.97
4.24	**4.36**	Would choose again	4.13 ▷	3.96 ▶
4.12	**4.09**	Content & organisation	4.06	3.89 ▶
3.28	**3.29**	Connection to practice	3.19	◁ 3.54
4.19	**4.06**	Teachers	4.03	3.93 ▷
4.26 ▶	**4.70**	English	4.32 ▶	4.19 ▶
3.94	**3.92**	Counseling	3.96	3.85
◀ 4.25	**3.93**	Assessment	3.95	3.74 ▶
	4.12	Engagement & contact	4.06	3.96 ▶

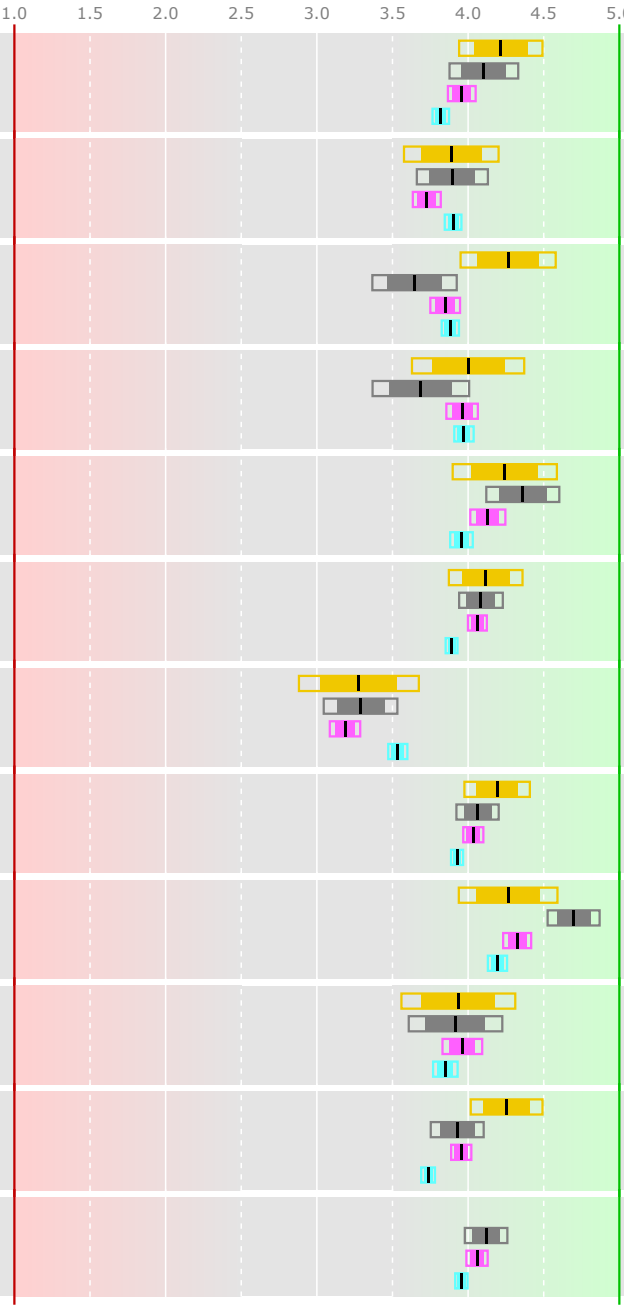

Response: 48 out of 133 = 36.1%

Compared to previous years

- program in 2018 (n=37)
- program in 2021 (n=48)
- 95% confidence interval
- 80% confidence interval

The UU program in 2021 is...

- ▶ probably better
- ▷ possibly better
- ◁ possibly worse
- ◀ probably worse

...than the comparison group

Compared to similar programs in NL

Netherlands

Leiden: Mathematics (n=57)
Groningen: Applied Mathematics (n=6)
Groningen: Mathematics (n=18)
Delft: Applied Mathematics (n=98)
Twente: Applied Mathematics (n=29)
UvA: Stochastics and Financial Mathe (n=13)
UvA: Mathematics (n=31)
VU: Mathematics (n=5)
Nijmegen: Mathematics (n=30)

Compared to Master program in faculty Beta

Faculty Beta

Physics (n=83)
Biologische Wetenschappen (n=7)
Pharmaceutical Sciences (n=4)
Chemische Wetenschappen (n=43)
Natuurwetenschappen en Bedrijf (n=50)
History and Philosophy of Science (n=26)
Information Science (n=84)
Applied Data Science (n=34)
Farmacie (n=136)
Informatica (n=69)
Artificial Intelligence (n=96)
Biosciences (n=193)

Masterprogram 60703

Mathematische Wetenschappen

Content & organisation

2018	2021		Netherlands	Faculty
4.19 ▷	**4.50**	Satisfied with content	4.18 ▶	3.97 ▶
3.85	**3.89**	Up-to-date	3.70 ▷	4.01
4.28	**4.15**	Quality materials	4.18	3.99 ▷
4.46	**4.45**	Program level	4.24 ▷	4.00 ▶
◀ 4.24	**3.77**	Work methods	3.88	3.82
4.03	**4.26**	Can broaden/deepen	4.19	3.99 ▷
	3.70	Program coordination	3.77	3.42 ▶
4.26	**4.26**	Challenging	4.24	3.90 ▶
3.97	**4.21**	Shape your own program	4.30	3.99 ▷

Connection to practice

3.40	**3.46**	Satisfied with practice	3.40	3.50
3.20	**3.24**	Skills for practice	3.23	◀ 3.57
3.33	**3.33**	Link to professionals	3.14	3.50

Teachers

4.19	**4.31**	Satisfied with teachers	4.19	3.95 ▶
4.31	**4.09**	Involvement	4.12	3.91 ▷
3.94	**3.93**	Didactic skills	3.93	3.76 ▷
4.69	**4.77**	Content expertise	4.61 ▶	4.39 ▶
3.70	**3.70**	Practice knowledge	3.59	◁ 3.91
4.15	**3.95**	Supportive	3.99	3.77 ▷
4.06	**4.05**	Inspiring	3.90	3.70 ▶
	3.98	Understandable	3.98	3.87
	4.02	Encourage questions	4.16	4.10

Counseling

2018	2021		Netherlands	Faculty
3.81	**3.72**	Satisfied with counseling	3.85	3.71
4.06	**3.92**	Opportunity	3.99	3.92
4.07	**3.92**	Quality	3.93	3.78

Assessment

◁ 4.19	**3.90**	Satisfied with assessment	3.82	3.70 ▷
◁ 4.20	**3.91**	Exam matches content	4.01	3.82
◁ 4.37	**4.14**	Clear criteria	4.05	3.72 ▶
◁ 4.26	**4.05**	Quality knowledge exam	4.02	3.78 ▶
◀ 4.21	**3.77**	Quality practice exam	3.85	3.71
	3.98	Exam form follows content	3.99	3.82
4.00	**3.73**	Feedback on exams	3.80	3.57

Engagement & contact

◁ 4.53	**4.33**	Teachers reachable	4.36	4.19
	3.91	Feedback	3.87	3.75
	4.07	Feel safe	◀ 4.44	4.26
	3.86	Feel at home	4.04	3.85
	4.21	Feel inspired	3.96 ▶	3.98 ▶
	4.40	Regularly engaged	4.11 ▶	3.98 ▶
	3.84	Involved outside lessons	3.55 ▷	3.62 ▷
	4.09	Feedback appreciated	3.95 ▷	3.87 ▶
3.90 ▷	**4.37**	Course evaluations	4.26	4.11 ▶

General

4.03	**3.81**	Information	3.74	3.60 ▷
◀ 4.43	**3.73**	Facilities	3.73	3.64
	3.77	Study pressure	3.49	3.34

"study pressure" is coded as: 1=too low, 3=good, 5=too high

Reaction of program management:
We are, first and foremost, very proud of our staff and students who rose to the challenges brough by COVID-19 and, despite all the difficulties, managed to successfully continue all the academic activities.
We are also proud of the overall evaluation you gave us at the NSE, which not only scored our programme well but also compares us well to other programmes nationwide and within the faculty.
We are particularly happy with the high marks for expertise of staff (4.77/5), satisfaction with content (4.5/5), level (4.45/5), flexibility (4.26/5), accessibility (4.33/5) and openness (4.37/5) of the programme. We believe these to be particularly important measures of quality.
With the introduction of online/open book examinations a few lecturers misjudged exam length and difficulty. It is no surprise that compared to 2018 testing received lower marks. We will raise this issue with our lecturers.
Safety (4.07/5) scored substantially lower than in the previous year. This was a surprise to us and we will look into this with different student representation bodies.
All in all we are very happy with our evaluation and look forward to meeting you in the classroom in the near future. Thanks to all who filled the NSE.

data analysis:
Jeroen Fokker - Departement Computer Science - Utrecht University
Hossein Al Mahmoudi - UBD Teaching Policy - Utrecht University

Master program 60704

Neuroscience and Cognition

Nationale Studenten Enquete 2021

Universiteit Utrecht

2018	2021		Netherlands	Faculty
4.14	**4.03**	Satisfied with program	3.93	3.89 ▷
4.09	**4.00**	General skills	4.06	3.84 ▷
3.62 ▶	**3.95**	Education feasibility	3.93	3.78 ▷
◁ 4.30	**3.98**	Atmosphere	4.00	3.98
4.27	**4.12**	Would choose again	4.08	3.98
4.00	**4.09**	Content & organisation	4.00 ▷	3.79 ▶
4.00 ▷	**4.18**	Connection to practice	3.88 ▶	3.72 ▶
3.90 ▷	**4.04**	Teachers	4.03	4.05
3.99 ▶	**4.42**	English	4.20 ▶	3.97 ▶
3.58 ▷	**3.85**	Counseling	3.88	3.89
3.85	**3.81**	Assessment	3.71 ▷	3.78
	4.05	Engagement & contact	3.98	4.01

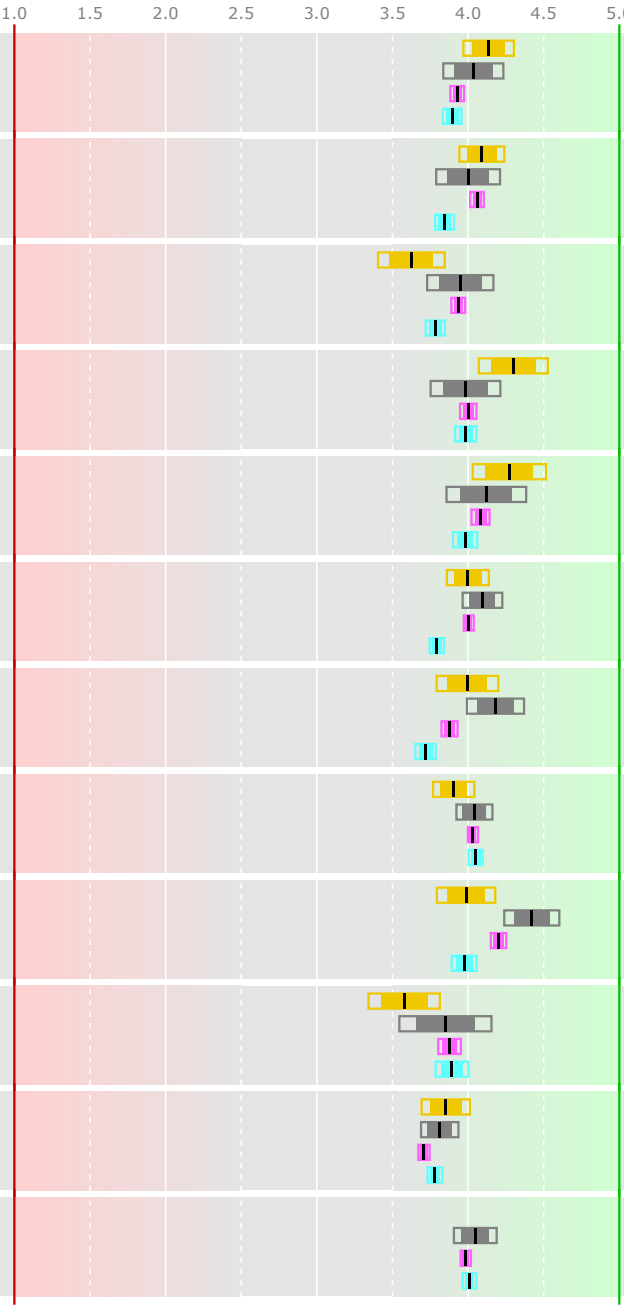

Response: 58 out of 137 = 42.3%

Compared to previous years

- program in 2018 (n=81)
- program in 2021 (n=58)
- 95% confidence interval
- 80% confidence interval

The UU program in 2021 is...

- ▶ probably better
- ▷ possibly better
- ◁ possibly worse
- ◀ probably worse

...than the comparison group

Compared to similar programs in NL

Netherlands

Utrecht: Biomedical Sciences (n=231)
Utrecht: Master in Health Sciences (n=26)
Leiden: Biomedical Sciences (n=122)
Groningen: Biomedical Sciences (n=103)
UvA: Biomedical Sciences (n=174)
VU: Oncology (n=39)
VU: Biomedical Sciences (n=35)
Nijmegen: Biomedical Sciences (n=144)
Limburg: Biomedical Sciences (n=111)

Compared to Master program in faculty FSW

Faculty FSW

Onderwijswetenschappen (n=51)
Cultural Anthropology: Sociocultural Tr (n=11)
Social & Health Psychology (research) (n=13)
Development and Socialisation in Childh (n=20)
Methodology and Statistics for the Beha (n=26)
Communicatie en Educatie van de Natuurw (n=19)
Talenonderwijs en Communicatie (n=34)
Culturele Antropologie (n=21)
Algemene Sociale Wetenschappen (n=57)
Mens- en Maatschappijonderwijs en Commu (n=1)
Sociology and Social Research (research) (n=11)
Educational Sciences: Learning in Inter (n=10)
Sociologie (n=17)
Psychology (n=223)
Pedagogische Wetenschappen (n=120)
Migration, Ethnic relations and Multicu (n=7)
Leraar VHO in de Bètawetenschappen (n=5)
Leraar VHO in de Taal- en cultuurwetens (n=4)
Leraar VHO in de Mens- en Maatschappijw (n=3)
Educatie en Communicatie in de Mens- en (n=19)

Masterprogram 60704

Neuroscience and Cognition

Content & organisation

2018	2021		Netherlands	Faculty
3.99	**4.02**	Satisfied with content	4.10	3.93
4.00	**3.93**	Up-to-date	◀4.17	3.95
4.00	**4.03**	Quality materials	4.05	3.99
4.34	**4.29**	Program level	4.13▷	4.02▶
3.88	**3.97**	Work methods	3.87	3.71▶
3.91▶	**4.34**	Can broaden/deepen	4.03▶	3.67▶
	3.59	Program coordination	3.60	3.63
4.02	**4.17**	Challenging	3.98▶	3.87▶
4.27	**4.43**	Shape your own program	4.20▶	3.48▶

Connection to practice

3.64	**3.59**	Satisfied with practice	3.64	3.69
4.03	**4.09**	Skills for practice	3.81▶	3.70▶
3.99▷	**4.28**	Link to professionals	3.95▶	3.74▶

Teachers

4.00▷	**4.21**	Satisfied with teachers	4.09	4.12
3.73▷	**3.98**	Involvement	3.85	4.07
3.66▶	**3.95**	Didactic skills	3.85	3.98
4.45▷	**4.61**	Content expertise	4.46▶	4.41▶
4.33	**4.21**	Practice knowledge	4.29	4.04▷
3.65	**3.77**	Supportive	3.79	◁3.91
3.95	**3.91**	Inspiring	3.82	3.73▷
	3.91	Understandable	4.01	◁4.07
	3.98	Encourage questions	◁4.18	◁4.18

Counseling

2018	2021		Netherlands	Faculty
3.59	**3.75**	Satisfied with counseling	3.80	3.78
3.81	**3.95**	Opportunity	3.94	3.92
3.75	**3.75**	Quality	3.82	3.87

Assessment

3.88	**3.79**	Satisfied with assessment	3.69	3.70
3.85	**3.82**	Exam matches content	3.84	3.86
3.86	**3.84**	Clear criteria	3.75	3.73
3.85	**3.84**	Quality knowledge exam	3.81	3.81
3.83	**3.82**	Quality practice exam	3.62▶	3.71
	3.80	Exam form follows content	3.82	3.82
3.61	**3.75**	Feedback on exams	3.40▶	3.76

Engagement & contact

3.79▶	**4.30**	Teachers reachable	4.05▶	4.14▶
	3.84	Feedback	3.62▷	3.89
	4.12	Feel safe	◁4.30	4.14
	3.86	Feel at home	3.95	3.79
	4.23	Feel inspired	4.09▷	3.95▶
	4.11	Regularly engaged	4.09	4.11
	3.68	Involved outside lessons	3.68	3.83
	3.96	Feedback appreciated	3.93	4.00
3.31▶	**4.32**	Course evaluations	4.15▷	4.23

General

3.53	**3.62**	Information	3.65	3.74
3.97	**3.79**	Facilities	3.63▷	3.52▶
	3.33	Study pressure	3.32	3.49

"study pressure" is coded as: 1=too low, 3=good, 5=too high

Reaction of program management:

• We are very happy to see that overall, the evaluations have remained consistently high with scores mostly remaining stable or improving. It's great to see metrics such as the content and structure of the programmes, the connection to the job market and the atmosphere in the studies being evaluated highly.

• It's very pleasing to see an increase in scores awarded to our teachers and to the guidance that students received, which were especially important for students this past year.

• There remain improvements to be made in a few areas such as the coordination of courses, and in the overall study load. This last part likely has to do with the demanding internships our students undertake. We are already taking steps to better align supervisor expectations and student responsibilities. Additionally, we are organizing more workshops for students to improve productivity and tackle any hindrances they may be facing.

data analysis:
Jeroen Fokker - Departement Computer Science - Utrecht University
Hossein Al Mahmoudi - UBD Teaching Policy - Utrecht University

Master program 60706

Chemische Wetenschappen

Nationale Studenten Enquete 2021

Universiteit Utrecht

2018	2021		Netherlands	Faculty
3.98	**4.05**	Satisfied with program	3.92	3.82 ▷
4.15	**3.98**	General skills	3.89	3.90
3.94	**3.93**	Education feasibility	3.84	3.87
◁ 4.42	**4.10**	Atmosphere	4.03	3.95
4.06	**4.00**	Would choose again	4.09	3.98
3.97	**4.07**	Content & organisation	4.00	3.89 ▶
◁ 3.91	**3.70**	Connection to practice	3.39 ▶	3.51 ▷
4.02	**4.10**	Teachers	4.02	3.93 ▶
3.96 ▶	**4.35**	English	4.22	4.22
3.54 ▷	**3.85**	Counseling	3.89	3.85
3.86	**3.98**	Assessment	3.83 ▷	3.73 ▶
	4.06	Engagement & contact	3.99	3.96

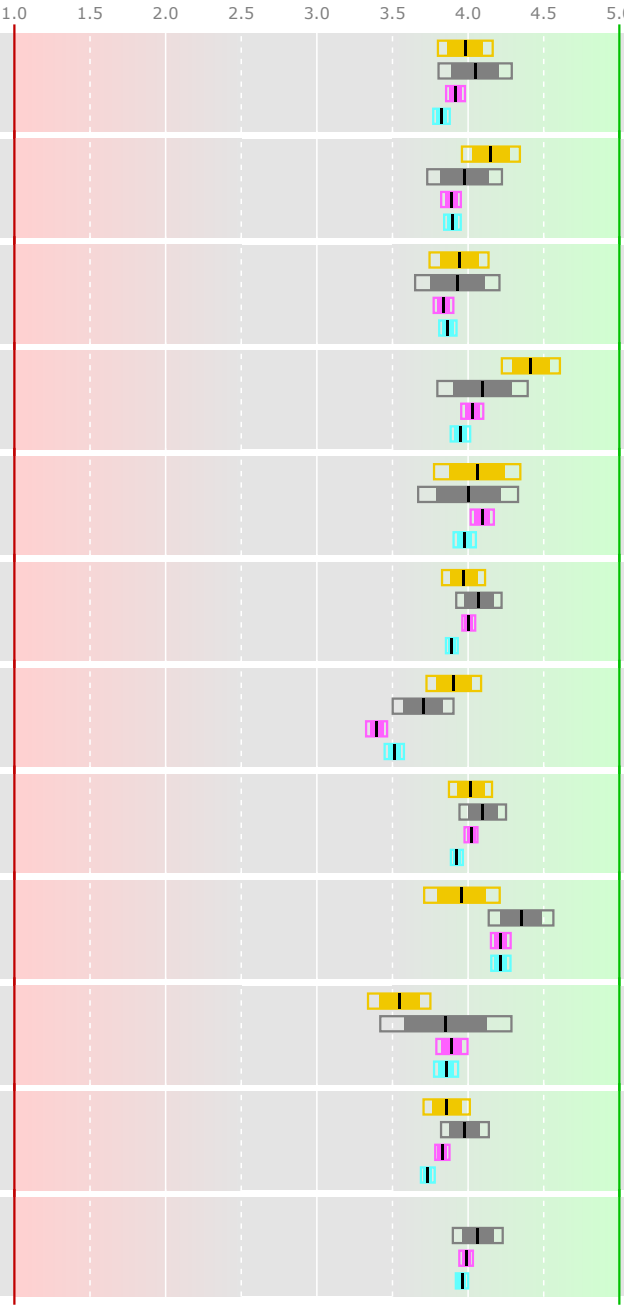

Response: 43 out of 129 = 33.3%

Compared to previous years

- program in 2018 (n=54)
- program in 2021 (n=43)
- 95% confidence interval
- 80% confidence interval

The UU program in 2021 is...

- ▶ probably better
- ▷ possibly better
- ◁ possibly worse
- ◀ probably worse

...than the comparison group

Compared to similar programs in NL

Netherlands

Leiden: Chemistry (n=67)
Groningen: Chemical Engineering (n=42)
Groningen: Chemistry (n=51)
Delft: Chemical Engineering (n=125)
Eindhoven: Chemical Engineering (n=137)
Twente: Chemical Engineering (n=69)
UvA: Chemistry (joint degree) (n=113)
Nijmegen: Chemistry (n=33)

Compared to Master program in faculty Beta

Faculty Beta

Physics (n=83)
Biologische Wetenschappen (n=7)
Pharmaceutical Sciences (n=4)
Mathematische Wetenschappen (n=48)
Natuurwetenschappen en Bedrijf (n=50)
History and Philosophy of Science (n=26)
Information Science (n=84)
Applied Data Science (n=34)
Farmacie (n=136)
Informatica (n=69)
Artificial Intelligence (n=96)
Biosciences (n=193)

Masterprogram 60706

Chemische Wetenschappen

Content & organisation

2018	2021		Netherlands	Faculty
3.96 ▷	**4.21**	Satisfied with content	4.10	3.98 ▷
3.96	**4.07**	Up-to-date	4.06	4.00
3.88 ▶	**4.24**	Quality materials	4.09 ▷	3.98 ▶
4.15	**4.21**	Program level	4.19	4.01 ▷
4.00	**4.02**	Work methods	3.86 ▷	3.81 ▷
3.78	**4.00**	Can broaden/deepen	4.07	4.00
	3.60	Program coordination	3.72	3.43
3.78 ▶	**4.17**	Challenging	4.06	3.90 ▶
4.10	**4.26**	Shape your own program	3.99 ▷	3.99 ▷

Connection to practice

3.62	**3.56**	Satisfied with practice	3.55	3.50
3.86	**3.76**	Skills for practice	3.42 ▶	3.54 ▷
◀ 4.18	**3.64**	Link to professionals	3.37 ▶	3.48

Teachers

4.08 ▷	**4.31**	Satisfied with teachers	4.10 ▶	3.95 ▶
4.02	**4.00**	Involvement	4.00	3.91
3.80 ▷	**4.00**	Didactic skills	3.84 ▷	3.76 ▶
4.38 ▶	**4.65**	Content expertise	4.58	4.40 ▶
◁ 4.26	**4.05**	Practice knowledge	3.94	3.89
4.00	**3.95**	Supportive	3.84	3.77 ▷
4.08	**3.95**	Inspiring	3.83	3.70 ▷
	3.98	Understandable	3.99	3.87
	4.20	Encourage questions	4.13	4.09

Counseling

2018	2021		Netherlands	Faculty
3.64	**3.83**	Satisfied with counseling	3.80	3.70
3.89	**3.82**	Opportunity	3.90	3.92
3.66	**3.88**	Quality	3.89	3.78

Assessment

3.81 ▷	**4.02**	Satisfied with assessment	3.76 ▶	3.69 ▶
3.88	**4.00**	Exam matches content	3.88	3.81 ▷
3.90	**4.00**	Clear criteria	3.91	3.73 ▶
3.90	**4.00**	Quality knowledge exam	3.96	3.79 ▷
3.76	**3.90**	Quality practice exam	3.75 ▷	3.70 ▷
	4.05	Exam form follows content	3.90 ▷	3.81 ▶
3.69 ▷	**3.92**	Feedback on exams	3.59 ▶	3.56 ▶

Engagement & contact

3.94 ▶	**4.38**	Teachers reachable	4.22 ▷	4.19 ▷
	4.05	Feedback	3.76 ▶	3.74 ▶
	4.38	Feel safe	4.36	4.25
	4.03	Feel at home	4.00	3.84
	4.22	Feel inspired	3.98 ▶	3.98 ▶
	3.75	Regularly engaged	◁ 4.05	◁ 4.01
	3.62	Involved outside lessons	3.50	3.63
	3.98	Feedback appreciated	3.87	3.87
3.48 ▶	**4.17**	Course evaluations	4.15	4.12

General

3.36	**3.33**	Information	◀ 3.81	◁ 3.63
4.23	**4.07**	Facilities	3.73 ▶	3.62 ▶
	3.31	Study pressure	3.48	3.37

"study pressure" is coded as: 1=too low, 3=good, 5=too high

data analysis:
Jeroen Fokker - Departement Computer Science - Utrecht University
Hossein Al Mahmoudi - UBD Teaching Policy - Utrecht University

Master program 60708

Communicatie en Educatie van de Natuurwetenschappen

Nationale Studenten Enquete 2021

Universiteit Utrecht

2018	2021		Netherlands	Faculty
3.71	**3.47**	Satisfied with program	◁ 3.94	◁ 3.92
3.71	**3.61**	General skills	◀ 4.12	◁ 3.86
3.57	**3.33**	Education feasibility	◁ 3.91	◁ 3.81
4.29	**4.11**	Atmosphere	◁ 4.56	3.98
3.54	**3.12**	Would choose again	◀ 4.41	◀ 4.01
3.45	**3.38**	Content & organisation	◀ 3.80	◀ 3.83
3.98	**3.97**	Connection to practice	4.19	3.75
3.61	**3.71**	Teachers	◀ 4.18	◀ 4.06
2.82	**3.07**	English	◁ 3.50	◀ 4.04
3.76 ▷	**4.14**	Counseling	3.97	3.88 ▷
3.42	**3.54**	Assessment	◁ 3.89	◁ 3.79
	3.79	Engagement & contact	◁ 4.14	◁ 4.02

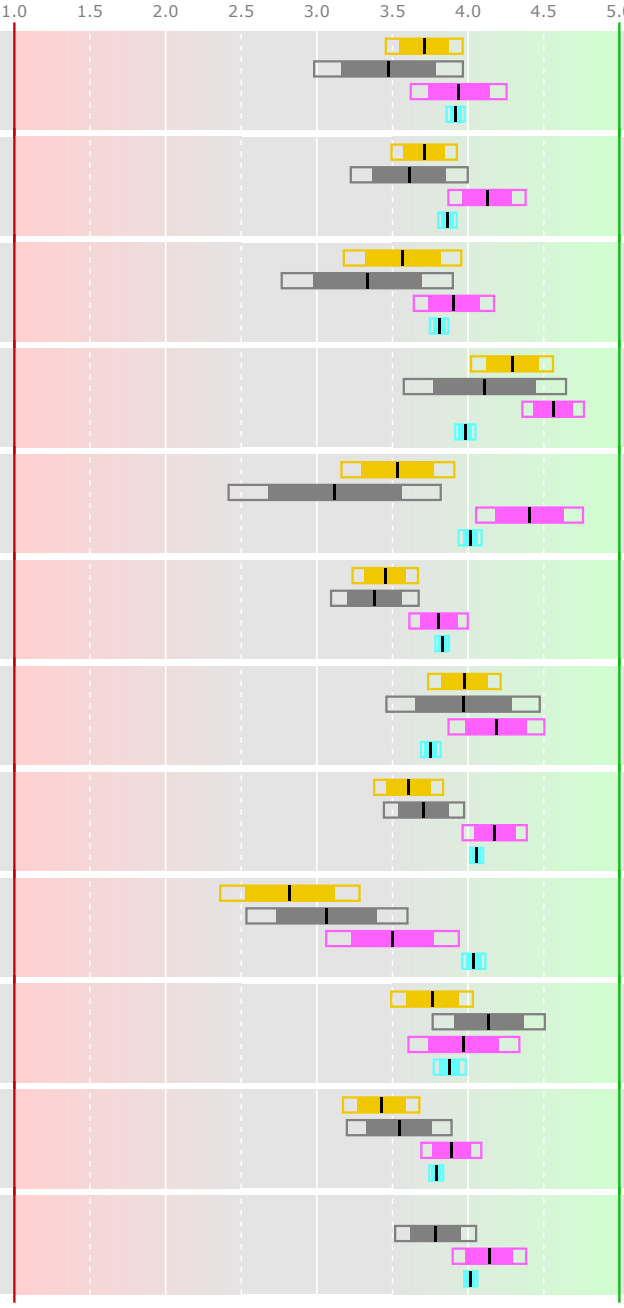

Response: 19 out of 70 = 27.1%

Compared to previous years

- program in 2018 (n=31)
- program in 2021 (n=19)
- 95% confidence interval
- 80% confidence interval

The UU program in 2021 is...

- ▶ probably better
- ▷ possibly better
- ◁ possibly worse
- ◀ probably worse

...than the comparison group

Compared to similar programs in NL

Netherlands

Groningen: Communicatie en Educatie van de (n=21)
Twente: Communicatie en Educatie van de (n=11)

Compared to Master program in faculty FSW

Faculty FSW

Onderwijswetenschappen (n=51)
Cultural Anthropology: Sociocultural Tr (n=11)
Social & Health Psychology (research) (n=13)
Development and Socialisation in Childh (n=20)
Methodology and Statistics for the Beha (n=26)
Neuroscience and Cognition (n=58)
Talenonderwijs en Communicatie (n=34)
Culturele Antropologie (n=21)
Algemene Sociale Wetenschappen (n=57)
Mens- en Maatschappijonderwijs en Commu (n=1)
Sociology and Social Research (research (n=11)
Educational Sciences: Learning in Inter (n=10)
Sociologie (n=17)
Psychology (n=223)
Pedagogische Wetenschappen (n=120)
Migration, Ethnic relations and Multicu (n=7)
Leraar VHO in de Bètawetenschappen (n=5)
Leraar VHO in de Taal- en cultuurwetens (n=4)
Leraar VHO in de Mens- en Maatschappijw (n=3)
Educatie en Communicatie in de Mens- en (n=19)

Masterprogram 60708

Communicatie en Educatie van de Natuurwetenschappen

Content & organisation

2018	2021		Netherlands	Faculty
3.42	**3.22**	Satisfied with content	◀3.88	◀3.95
3.65	**3.80**	Up-to-date	◁4.12	3.96
3.42	**3.27**	Quality materials	◁3.72	◀4.01
3.45	**3.40**	Program level	◁3.75	◀4.05
3.52	**3.47**	Work methods	◁3.91	3.74
3.07	**3.40**	Can broaden/deepen	◁3.91	◁3.73
	3.00	Program coordination	◁3.47	◀3.64
3.21	**3.13**	Challenging	◀3.78	◀3.91
3.27	**3.60**	Shape your own program	3.78	3.56

Connection to practice

4.00	**3.83**	Satisfied with practice	4.19	3.67
3.96	**3.80**	Skills for practice	4.16	3.73
3.96	**4.13**	Link to professionals	4.22	3.77

Teachers

3.55	**3.67**	Satisfied with teachers	◁4.12	◀4.14
4.13	**4.00**	Involvement	◁4.41	4.06
3.40	**3.13**	Didactic skills	◀4.19	◀4.00
3.60▶	**4.07**	Content expertise	4.22	◀4.43
3.60▷	**3.93**	Practice knowledge	◀4.34	4.06
◁3.93	**3.53**	Supportive	◀4.25	◀3.91
3.47	**3.40**	Inspiring	3.72	3.76
	3.60	Understandable	◁3.94	◀4.06
	4.00	Encourage questions	◁4.34	4.16

Counseling

2018	2021		Netherlands	Faculty
3.68	**3.85**	Satisfied with counseling	4.16	3.78
3.89	**4.18**	Opportunity	4.06	3.91
3.82	**4.09**	Quality	3.89	3.85▷

Assessment

3.39	**3.33**	Satisfied with assessment	◁3.88	◁3.71
3.50▷	**3.80**	Exam matches content	3.93	3.86
3.27	**3.27**	Clear criteria	◀3.97	◁3.75
3.30	**3.33**	Quality knowledge exam	◁3.80	◀3.83
3.63	**3.60**	Quality practice exam	3.90	3.73
	3.67	Exam form follows content	3.80	3.82
3.47	**3.60**	Feedback on exams	3.93	3.76

Engagement & contact

3.97	**4.27**	Teachers reachable	4.37	4.15
	3.67	Feedback	3.90	3.89
	4.07	Feel safe	4.40	4.14
	3.33	Feel at home	◀4.40	◁3.81
	3.60	Feel inspired	◁4.07	◁3.99
	3.27	Regularly engaged	◁3.80	◀4.13
	3.73	Involved outside lessons	3.90	3.82
	3.93	Feedback appreciated	4.13	4.00
3.68▷	**4.20**	Course evaluations	4.30	4.24

General

3.29	**3.00**	Information	◁3.53	◀3.75
◁3.71	**3.28**	Facilities	3.53	3.55
	2.87	Study pressure	3.62	3.49

"study pressure" is coded as: 1=too low, 3=good, 5=too high

data analysis:
Jeroen Fokker - Departement Computer Science - Utrecht University
Hossein Al Mahmoudi - UBD Teaching Policy - Utrecht University

Master program 60709

Science and Innovation

Nationale Studenten Enquete 2021

Universiteit Utrecht

2018	2021		Netherlands	Faculty
4.00	**3.96**	Satisfied with program	3.95	3.88
3.88 ▷	**4.06**	General skills	3.94 ▷	3.89 ▶
3.87 ▷	**4.03**	Education feasibility	4.12	3.94
4.15	**4.15**	Atmosphere	4.13	4.04
3.95 ▷	**4.15**	Would choose again	4.01 ▷	3.99 ▷
3.78 ▶	**3.97**	Content & organisation	3.99	3.84 ▶
3.63	**3.68**	Connection to practice	2.82 ▶	3.25 ▶
3.61 ▶	**3.94**	Teachers	3.97	3.97
3.86 ▶	**4.37**	English	4.30	4.22 ▷
3.46	**3.67**	Counseling	3.82	3.82
3.76	**3.76**	Assessment	◀ 3.91	3.73
	4.07	Engagement & contact	3.99 ▷	3.97 ▷

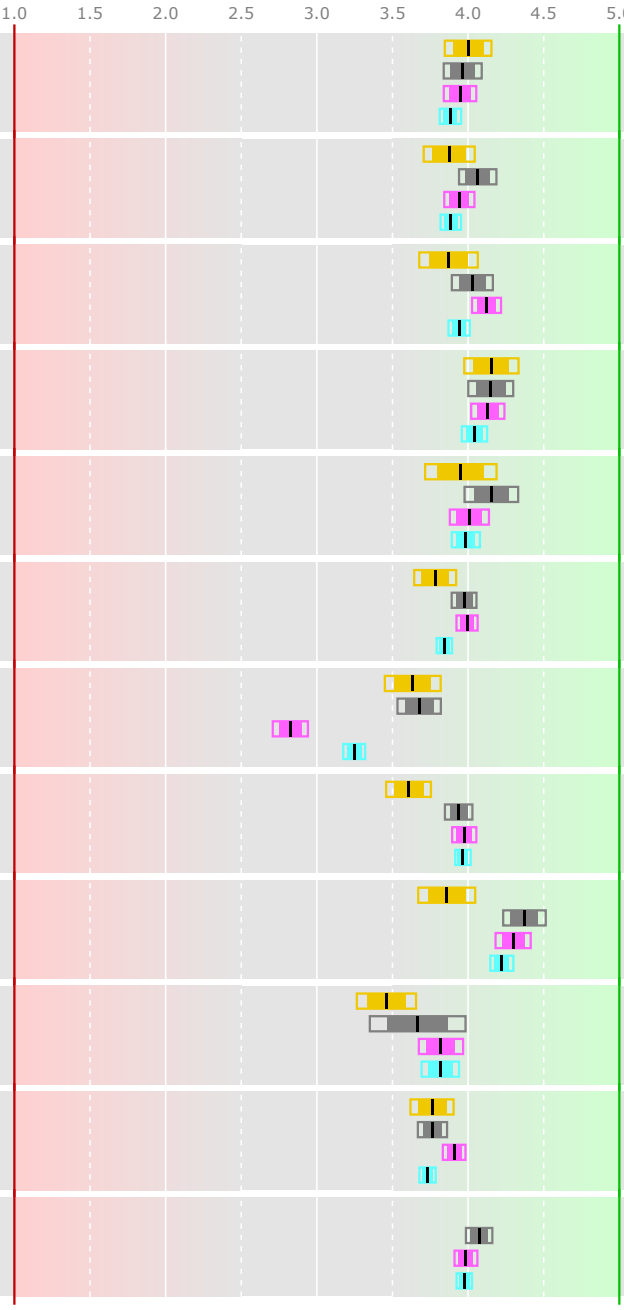

Response: 112 out of 327 = 34.3%

Compared to previous years

- program in 2018 (n=105)
- program in 2021 (n=112)
- 95% confidence interval
- 80% confidence interval

Compared to similar programs in NL

- Netherlands

Leiden: Mediatechnology (n=43)
Groningen: Human-Machine Communication (n=19)
Eindhoven: Human-technology Interaction (n=80)
Eindhoven: Innovation Sciences (n=29)
Twente: Human Media Interaction (n=72)

Compared to Master program in faculty Geo

- Faculty Geo

Human Geography and Planning (research) (n=10)
Development Studies (n=38)
Geographical Sciences (n=32)
Environmental Sciences (n=154)
Energy Science (n=31)
Sociale Geografie (n=37)
Planologie (n=18)
Earth Sciences (n=167)

The UU program in 2021 is...

- ▶ probably better
- ▷ possibly better
- ◁ possibly worse
- ◀ probably worse

...than the comparison group

Masterprogram 60709

Science and Innovation

Content & organisation

2018	2021		Netherlands	Faculty
3.97 ▷	**4.15**	Satisfied with content	4.10	3.99 ▶
3.85 ▶	**4.37**	Up-to-date	4.12 ▶	4.06 ▶
3.83 ▶	**4.10**	Quality materials	4.02	3.98 ▷
3.96 ▷	**4.10**	Program level	4.01	3.98 ▷
3.78 ▷	**3.95**	Work methods	3.88	3.75 ▶
3.49 ▶	**3.89**	Can broaden/deepen	◀ 4.13	3.84
	4.00	Program coordination	3.53 ▶	3.60 ▶
3.63 ▶	**4.02**	Challenging	3.90 ▷	3.86 ▷
◀ 3.75	**3.36**	Shape your own program	◀ 4.33	◀ 3.66

Connection to practice

3.64	**3.75**	Satisfied with practice	3.05 ▶	3.41 ▶
3.65	**3.62**	Skills for practice	2.96 ▶	3.24 ▶
3.58	**3.74**	Link to professionals	2.69 ▶	3.25 ▶

Teachers

3.57 ▶	**4.04**	Satisfied with teachers	4.05	4.09
3.80	**3.93**	Involvement	4.05	3.99
3.38 ▶	**3.92**	Didactic skills	3.98	3.88
3.96 ▶	**4.35**	Content expertise	4.40	4.41
3.46 ▶	**3.79**	Practice knowledge	3.58 ▶	3.77
3.54 ▶	**3.78**	Supportive	3.85	3.79
3.22 ▶	**3.65**	Inspiring	3.73	◁ 3.78
	3.99	Understandable	3.99	3.91
	4.08	Encourage questions	◁ 4.22	◁ 4.19

Counseling

2018	2021		Netherlands	Faculty
3.55	**3.59**	Satisfied with counseling	3.79	3.69
3.65	**3.62**	Opportunity	◁ 3.89	3.83
3.65	**3.71**	Quality	3.75	3.80

Assessment

3.59	**3.72**	Satisfied with assessment	3.82	3.72
3.85	**3.85**	Exam matches content	◁ 3.99	3.82
3.78	**3.78**	Clear criteria	◁ 3.95	3.80
3.69	**3.77**	Quality knowledge exam	◀ 4.00	3.78
3.73	**3.77**	Quality practice exam	3.80	3.64 ▷
	3.75	Exam form follows content	◀ 3.99	3.82
3.48 ▷	**3.68**	Feedback on exams	3.71	3.53 ▷

Engagement & contact

3.78 ▶	**4.08**	Teachers reachable	4.08	4.14
	3.92	Feedback	3.83	3.76 ▷
	4.34	Feel safe	4.42	4.26
	4.02	Feel at home	3.99	3.83 ▷
	3.99	Feel inspired	4.06	4.05
	4.24	Regularly engaged	3.96 ▶	4.04 ▶
	3.77	Involved outside lessons	3.58 ▷	3.67
	4.03	Feedback appreciated	3.86 ▶	3.90 ▷
3.40 ▶	**4.26**	Course evaluations	4.09 ▷	4.12 ▷

General

3.58 ▷	**3.77**	Information	3.78	3.76
◁ 3.75	**3.55**	Facilities	◁ 3.73	3.55
	3.28	Study pressure	3.20	3.34

"study pressure" is coded as: 1=too low, 3=good, 5=too high

data analysis:
Jeroen Fokker - Departement Computer Science - Utrecht University
Hossein Al Mahmoudi - UBD Teaching Policy - Utrecht University

Master program 60709 ENSM

Energy Science

Science and Innovation

Nationale Studenten Enquete 2021

Universiteit Utrecht

2018	2021		Netherlands	Faculty
4.00	**4.06**	Satisfied with program	3.95	3.88
3.88 ▷	**4.12**	General skills	3.94	3.89 ▷
3.87 ▶	**4.29**	Education feasibility	4.12	3.94 ▶
4.15	**4.12**	Atmosphere	4.13	4.04
3.95	**4.25**	Would choose again	4.01	3.99
3.78 ▷	**4.02**	Content & organisation	3.99	3.84
3.63	**3.87**	Connection to practice	2.82 ▶	3.25 ▶
3.61 ▶	**4.08**	Teachers	3.97	3.97
3.86 ▶	**4.40**	English	4.30	4.22
3.46	**3.50**	Counseling	3.82	3.82
3.76	**3.89**	Assessment	3.91	3.73
	4.14	Engagement & contact	3.99	3.97

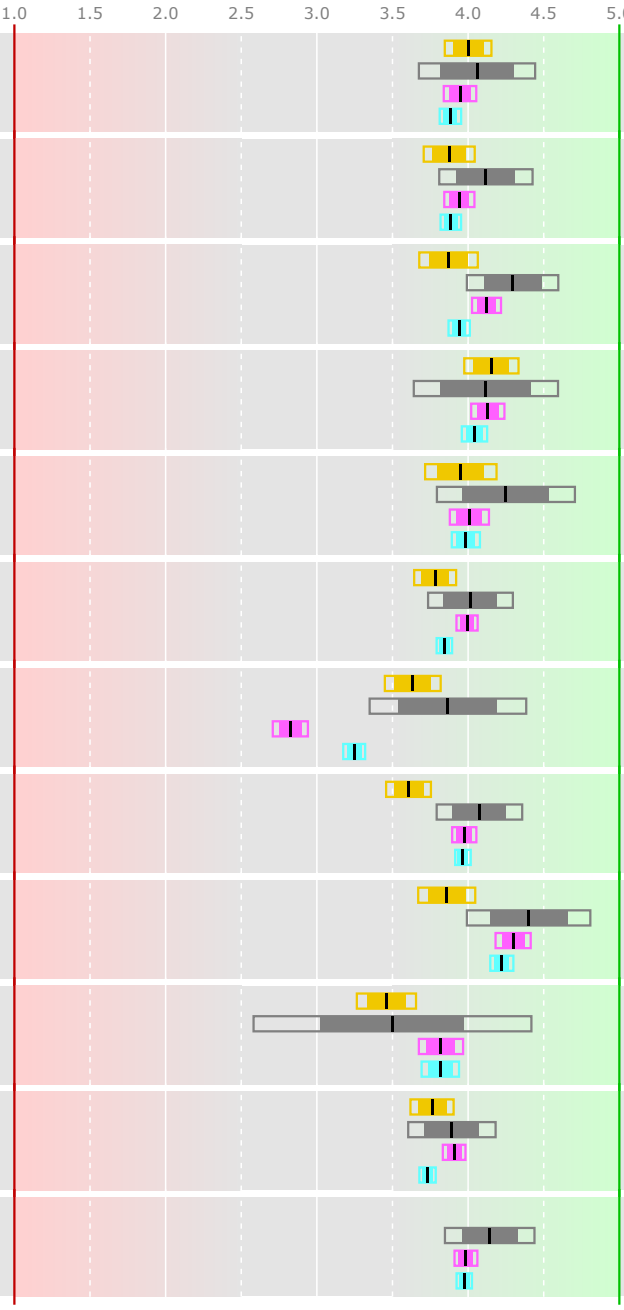

Response: 17 out of 57 = 29.8%

Compared to previous years

- program in 2018 (n=105)
- ENSM in 2021 (n=17)
- 95% confidence interval
- 80% confidence interval

The UU program in 2021 is...

- ▶ probably better
- ▷ possibly better
- ◁ possibly worse
- ◀ probably worse

...than the comparison group

Compared to similar programs in NL

- Netherlands

Leiden: Mediatechnology (n=43)
Groningen: Human-Machine Communication (n=19)
Eindhoven: Human-technology Interaction (n=80)
Eindhoven: Innovation Sciences (n=29)
Twente: Human Media Interaction (n=72)

Compared to Master program in faculty Geo

- Faculty Geo

Human Geography and Planning (research) (n=10)
Development Studies (n=38)
Geographical Sciences (n=32)
Environmental Sciences (n=154)
Energy Science (n=31)
Sociale Geografie (n=37)
Planologie (n=18)
Earth Sciences (n=167)

Masterprogram 60709 ENSM

Energy Science
Science and Innovation

Content & organisation

2018	2021		Netherlands	Faculty
3.97 ▷	**4.18**	Satisfied with content	4.10	3.99 ▷
3.85 ▷	**4.31**	Up-to-date	4.12	4.06
3.83 ▷	**4.12**	Quality materials	4.02	3.98
3.96 ▷	**4.19**	Program level	4.01	3.98 ▷
3.78 ▶	**4.31**	Work methods	3.88 ▶	3.75 ▶
3.49 ▷	**3.94**	Can broaden/deepen	4.13	3.84
	3.75	Program coordination	3.53	3.60
3.63 ▶	**4.12**	Challenging	3.90 ▷	3.86 ▷
3.75	**3.38**	Shape your own program	◁ 4.33	3.66

Connection to practice

3.64 ▶	**4.24**	Satisfied with practice	3.05 ▶	3.41 ▶
3.65	**3.67**	Skills for practice	2.96 ▶	3.24 ▷
3.58 ▷	**4.07**	Link to professionals	2.69 ▶	3.25 ▶

Teachers

3.57 ▶	**4.00**	Satisfied with teachers	4.05	4.09
3.80 ▷	**4.13**	Involvement	4.05	3.99
3.38 ▶	**4.13**	Didactic skills	3.98	3.88 ▷
3.96 ▷	**4.33**	Content expertise	4.40	4.41
3.46 ▷	**3.93**	Practice knowledge	3.58 ▷	3.77
3.54 ▶	**4.00**	Supportive	3.85	3.79 ▷
3.22 ▶	**3.87**	Inspiring	3.73	3.78
	4.07	Understandable	3.99	3.91
	4.13	Encourage questions	4.22	4.19

Counseling

2018	2021		Netherlands	Faculty
3.55	**3.60**	Satisfied with counseling	3.79	3.69
3.65	**3.50**	Opportunity	3.89	3.83
3.65	**3.50**	Quality	3.75	3.80

Assessment

3.59 ▶	**4.00**	Satisfied with assessment	3.82	3.72 ▷
3.85	**3.79**	Exam matches content	3.99	3.82
3.78 ▷	**4.07**	Clear criteria	3.95	3.80 ▷
3.69	**3.79**	Quality knowledge exam	◁ 4.00	3.78
3.73	**3.93**	Quality practice exam	3.80	3.64 ▷
	3.86	Exam form follows content	3.99	3.82
3.48 ▷	**3.93**	Feedback on exams	3.71	3.53 ▷

Engagement & contact

3.78 ▶	**4.21**	Teachers reachable	4.08	4.14
	4.07	Feedback	3.83	3.76 ▷
	4.57	Feel safe	4.42	4.26 ▷
	4.21	Feel at home	3.99	3.83 ▷
	3.93	Feel inspired	4.06	4.05
	4.21	Regularly engaged	3.96	4.04
	3.79	Involved outside lessons	3.58	3.67
	4.07	Feedback appreciated	3.86	3.90
3.40 ▶	**4.21**	Course evaluations	4.09	4.12

General

3.58 ▶	**4.00**	Information	3.78 ▷	3.76 ▷
3.75 ▶	**4.29**	Facilities	3.73 ▶	3.55 ▶
	3.07	Study pressure	3.20	3.34

"study pressure" is coded as: 1=too low, 3=good, 5=too high

data analysis:
Jeroen Fokker - Departement Computer Science - Utrecht University
Hossein Al Mahmoudi - UBD Teaching Policy - Utrecht University

Master program 60709 NWIM

Innovation Sciences

Science and Innovation

Nationale Studenten Enquete 2021

Universiteit Utrecht

2018	2021		Netherlands	Faculty
4.00	**3.89**	Satisfied with program	3.95	3.88
3.88 ▶	**4.19**	General skills	3.94 ▶	3.89 ▶
3.87	**3.85**	Education feasibility	◁ 4.12	3.94
4.15	**4.26**	Atmosphere	4.13	4.04 ▷
3.95	**4.09**	Would choose again	4.01	3.99
3.78 ▶	**4.12**	Content & organisation	3.99 ▷	3.84 ▶
3.63	**3.50**	Connection to practice	2.82 ▶	3.25 ▶
3.61 ▶	**4.03**	Teachers	3.97	3.97
3.86 ▶	**4.36**	English	4.30	4.22
3.46	**3.38**	Counseling	◁ 3.82	◁ 3.82
3.76	**3.82**	Assessment	3.91	3.73
	4.10	Engagement & contact	3.99	3.97 ▷

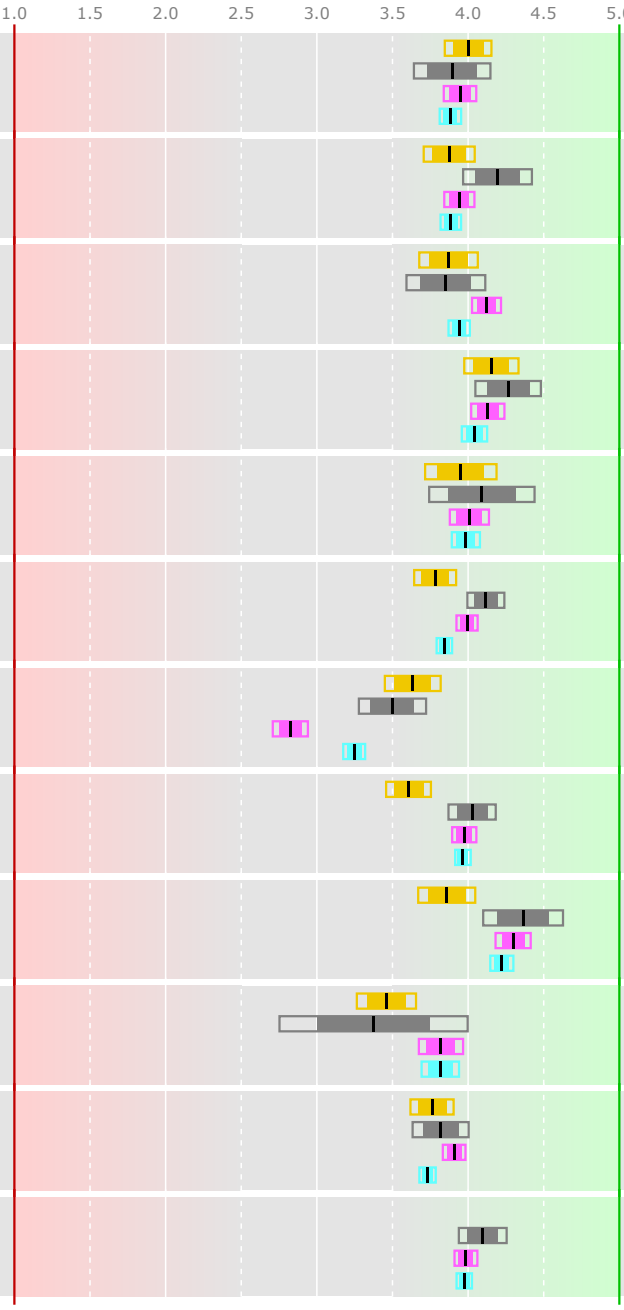

Response: 38 out of 91 = 41.8%

Compared to previous years

- program in 2018 (n=105)
- NWIM in 2021 (n=38)
- 95% confidence interval
- 80% confidence interval

The UU program in 2021 is...

- ▶ probably better
- ▷ possibly better
- ◁ possibly worse
- ◀ probably worse

...than the comparison group

Compared to similar programs in NL

- Netherlands

Leiden: Mediatechnology (n=43)
Groningen: Human-Machine Communication (n=19)
Eindhoven: Human-technology Interaction (n=80)
Eindhoven: Innovation Sciences (n=29)
Twente: Human Media Interaction (n=72)

Compared to Master program in faculty Geo

- Faculty Geo

Human Geography and Planning (research) (n=10)
Development Studies (n=38)
Geographical Sciences (n=32)
Environmental Sciences (n=154)
Energy Science (n=31)
Sociale Geografie (n=37)
Planologie (n=18)
Earth Sciences (n=167)

Masterprogram 60709 NWIM

Innovation Sciences
Science and Innovation

Content & organisation

2018	2021		Netherlands	Faculty
3.97	**4.14**	Satisfied with content	4.10	3.99
3.85 ▶	**4.36**	Up-to-date	4.12 ▷	4.06 ▶
3.83 ▶	**4.27**	Quality materials	4.02 ▶	3.98 ▶
3.96 ▶	**4.39**	Program level	4.01 ▶	3.98 ▶
3.78	**3.94**	Work methods	3.88	3.75 ▷
3.49 ▶	**4.00**	Can broaden/deepen	4.13	3.84
	4.18	Program coordination	3.53 ▶	3.60 ▶
3.63 ▶	**4.33**	Challenging	3.90 ▶	3.86 ▶
◁ 3.75	**3.45**	Shape your own program	◀ 4.33	◁ 3.66

Connection to practice

2018	2021		Netherlands	Faculty
3.64	**3.64**	Satisfied with practice	3.05 ▶	3.41 ▷
3.65	**3.61**	Skills for practice	2.96 ▶	3.24 ▶
3.58	**3.39**	Link to professionals	2.69 ▶	3.25

Teachers

2018	2021		Netherlands	Faculty
3.57 ▶	**4.17**	Satisfied with teachers	4.05	4.09
3.80 ▷	**4.03**	Involvement	4.05	3.99
3.38 ▶	**4.06**	Didactic skills	3.98	3.88 ▷
3.96 ▶	**4.58**	Content expertise	4.40 ▷	4.41 ▷
3.46 ▶	**3.97**	Practice knowledge	3.58 ▶	3.77
3.54	**3.61**	Supportive	◁ 3.85	◁ 3.79
3.22 ▶	**3.70**	Inspiring	3.73	3.78
	4.09	Understandable	3.99	3.91 ▷
	4.18	Encourage questions	4.22	4.19

Counseling

2018	2021		Netherlands	Faculty
3.55	**3.62**	Satisfied with counseling	3.79	3.69
3.65	**3.38**	Opportunity	◁ 3.89	◁ 3.83
3.65	**3.38**	Quality	3.75	◁ 3.80

Assessment

2018	2021		Netherlands	Faculty
3.59	**3.71**	Satisfied with assessment	3.82	3.72
3.85	**3.88**	Exam matches content	3.99	3.82
3.78	**3.64**	Clear criteria	◁ 3.95	3.80
3.69 ▷	**3.97**	Quality knowledge exam	4.00	3.78 ▷
3.73	**3.79**	Quality practice exam	3.80	3.64
	3.85	Exam form follows content	3.99	3.82
3.48 ▷	**3.79**	Feedback on exams	3.71	3.53 ▷

Engagement & contact

2018	2021		Netherlands	Faculty
3.78 ▷	**4.10**	Teachers reachable	4.08	4.14
	4.13	Feedback	3.83 ▷	3.76 ▶
	4.48	Feel safe	4.42	4.26 ▷
	4.10	Feel at home	3.99	3.83 ▷
	3.87	Feel inspired	◁ 4.06	4.05
	4.19	Regularly engaged	3.96 ▷	4.04 ▷
	3.74	Involved outside lessons	3.58	3.67
	3.94	Feedback appreciated	3.86	3.90
3.40 ▶	**4.32**	Course evaluations	4.09 ▷	4.12 ▷

General

2018	2021		Netherlands	Faculty
3.58	**3.67**	Information	3.78	3.76
◀ 3.75	**3.39**	Facilities	◀ 3.73	3.55
	3.42	Study pressure	3.20	3.34

"study pressure" is coded as: 1=too low, 3=good, 5=too high

data analysis:
Jeroen Fokker - Departement Computer Science - Utrecht University
Hossein Al Mahmoudi - UBD Teaching Policy - Utrecht University

Master program 60709 SBIM

Sustainable Business and Innovation

Science and Innovation

Nationale Studenten Enquete 2021

Universiteit Utrecht

2018	2021		Netherlands	Faculty
4.00	**3.98**	Satisfied with program	3.95	3.88
3.88	**3.96**	General skills	3.94	3.89
3.87 ▷	**4.05**	Education feasibility	4.12	3.94
4.15	**4.09**	Atmosphere	4.13	4.04
3.95	**4.16**	Would choose again	4.01	3.99 ▷
3.78	**3.87**	Content & organisation	◁ 3.99	3.84
3.63	**3.73**	Connection to practice	2.82 ▶	3.25 ▶
3.61 ▶	**3.84**	Teachers	◁ 3.97	◁ 3.97
3.86 ▶	**4.37**	English	4.30	4.22 ▷
3.46 ▶	**4.00**	Counseling	3.82	3.82
3.76	**3.70**	Assessment	◀ 3.91	3.73
	4.04	Engagement & contact	3.99	3.97

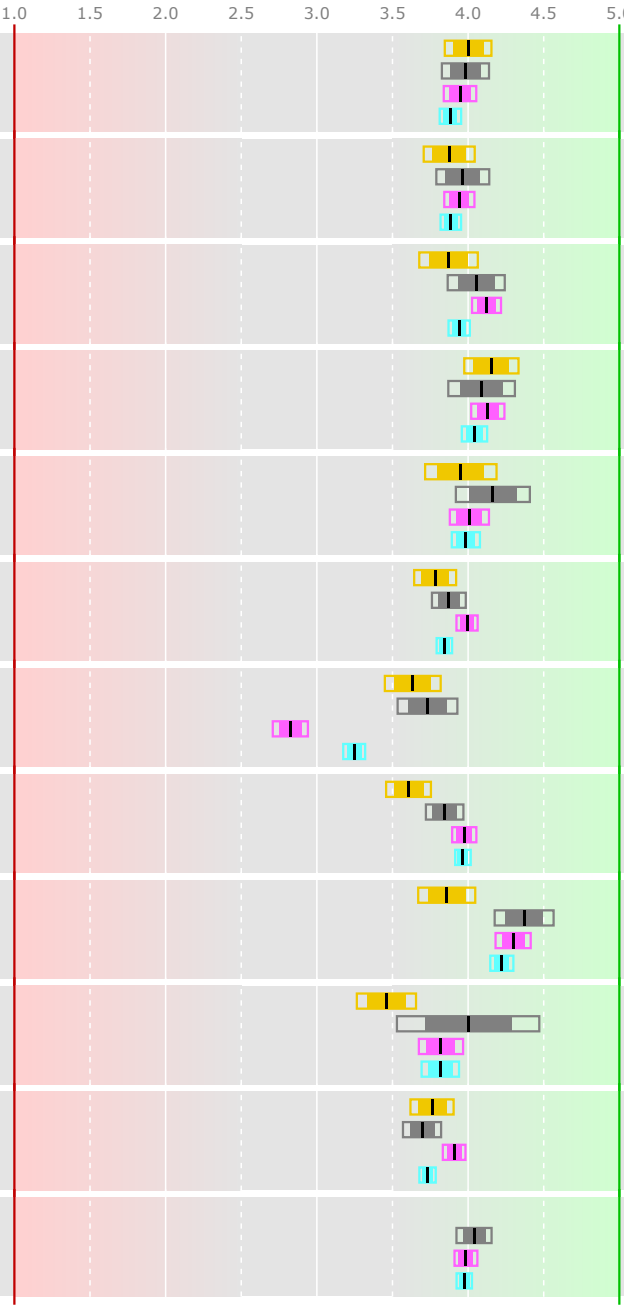

Response: 57 out of 179 = 31.8%

Compared to previous years

- program in 2018 (n=105)
- SBIM in 2021 (n=57)
- 95% confidence interval
- 80% confidence interval

The UU program in 2021 is...

- ▶ probably better
- ▷ possibly better
- ◁ possibly worse
- ◀ probably worse

...than the comparison group

Compared to similar programs in NL

Netherlands

Leiden: Mediatechnology (n=43)
Groningen: Human-Machine Communication (n=19)
Eindhoven: Human-technology Interaction (n=80)
Eindhoven: Innovation Sciences (n=29)
Twente: Human Media Interaction (n=72)

Compared to Master program in faculty Geo

Faculty Geo

Human Geography and Planning (research) (n=10)
Development Studies (n=38)
Geographical Sciences (n=32)
Environmental Sciences (n=154)
Energy Science (n=31)
Sociale Geografie (n=37)
Planologie (n=18)
Earth Sciences (n=167)

Masterprogram 60709 SBIM

Sustainable Business and Innovation
Science and Innovation

Content & organisation

2018	2021		Netherlands	Faculty
3.97 ▷	**4.14**	Satisfied with content	4.10	3.99 ▷
3.85 ▶	**4.39**	Up-to-date	4.12 ▶	4.06 ▶
3.83	**3.98**	Quality materials	4.02	3.98
3.96	**3.89**	Program level	4.01	3.98
3.78	**3.85**	Work methods	3.88	3.75
3.49 ▶	**3.81**	Can broaden/deepen	◀ 4.13	3.84
	3.96	Program coordination	3.53 ▶	3.60 ▶
3.63	**3.80**	Challenging	3.90	3.86
◀ 3.75	**3.30**	Shape your own program	◀ 4.33	◀ 3.66

Connection to practice

3.64	**3.68**	Satisfied with practice	3.05 ▶	3.41 ▶
3.65	**3.61**	Skills for practice	2.96 ▶	3.24 ▶
3.58 ▷	**3.85**	Link to professionals	2.69 ▶	3.25 ▶

Teachers

3.57 ▶	**3.96**	Satisfied with teachers	4.05	◁ 4.09
3.80	**3.81**	Involvement	◁ 4.05	◁ 3.99
3.38 ▶	**3.78**	Didactic skills	◀ 3.98	3.88
3.96 ▶	**4.22**	Content expertise	◁ 4.40	◀ 4.41
3.46	**3.65**	Practice knowledge	3.58	3.77
3.54 ▶	**3.83**	Supportive	3.85	3.79
3.22 ▶	**3.56**	Inspiring	◁ 3.73	◁ 3.78
	3.91	Understandable	3.99	3.91
	4.00	Encourage questions	◁ 4.22	◁ 4.19

Counseling

2018	2021		Netherlands	Faculty
3.55	**3.56**	Satisfied with counseling	3.79	3.69
3.65	**3.89**	Opportunity	3.89	3.83
3.65 ▷	**4.11**	Quality	3.75	3.80

Assessment

3.59	**3.64**	Satisfied with assessment	◁ 3.82	3.72
3.85	**3.85**	Exam matches content	◁ 3.99	3.82
3.78	**3.80**	Clear criteria	◁ 3.95	3.80
3.69	**3.65**	Quality knowledge exam	◀ 4.00	◁ 3.78
3.73	**3.71**	Quality practice exam	3.80	3.64
	3.65	Exam form follows content	◀ 3.99	◁ 3.82
3.48	**3.54**	Feedback on exams	◁ 3.71	3.53

Engagement & contact

3.78 ▷	**4.04**	Teachers reachable	4.08	4.14
	3.75	Feedback	3.83	3.76
	4.20	Feel safe	◀ 4.42	4.26
	3.92	Feel at home	3.99	3.83
	4.08	Feel inspired	4.06	4.05
	4.27	Regularly engaged	3.96 ▶	4.04 ▶
	3.78	Involved outside lessons	3.58 ▷	3.67
	4.08	Feedback appreciated	3.86 ▶	3.90 ▷
3.40 ▶	**4.24**	Course evaluations	4.09	4.12

General

3.58 ▷	**3.77**	Information	3.78	3.76
◀ 3.75	**3.44**	Facilities	◀ 3.73	3.55
	3.26	Study pressure	3.20	3.34

"study pressure" is coded as: 1=too low, 3=good, 5=too high

data analysis:
Jeroen Fokker - Departement Computer Science - Utrecht University
Hossein Al Mahmoudi - UBD Teaching Policy - Utrecht University

Master program 60710

Natuurwetenschappen en Bedrijf

Nationale Studenten Enquete 2021

Universiteit Utrecht

2018	2021		Faculty
◀ 4.03	**3.64**	Satisfied with program	◁ 3.85
◁ 3.95	**3.76**	General skills	◁ 3.91
3.92	**4.00**	Education feasibility	3.86 ▷
4.21	**3.98**	Atmosphere	3.96
4.12	**4.13**	Would choose again	3.97
3.77	**3.73**	Content & organisation	◀ 3.91
3.86	**3.83**	Connection to practice	3.50 ▶
3.87	**3.84**	Teachers	3.94
3.75 ▶	**4.27**	English	4.22
3.46 ▷	**3.87**	Counseling	3.85
◁ 3.82	**3.65**	Assessment	◁ 3.75
	3.75	Engagement & contact	◀ 3.98

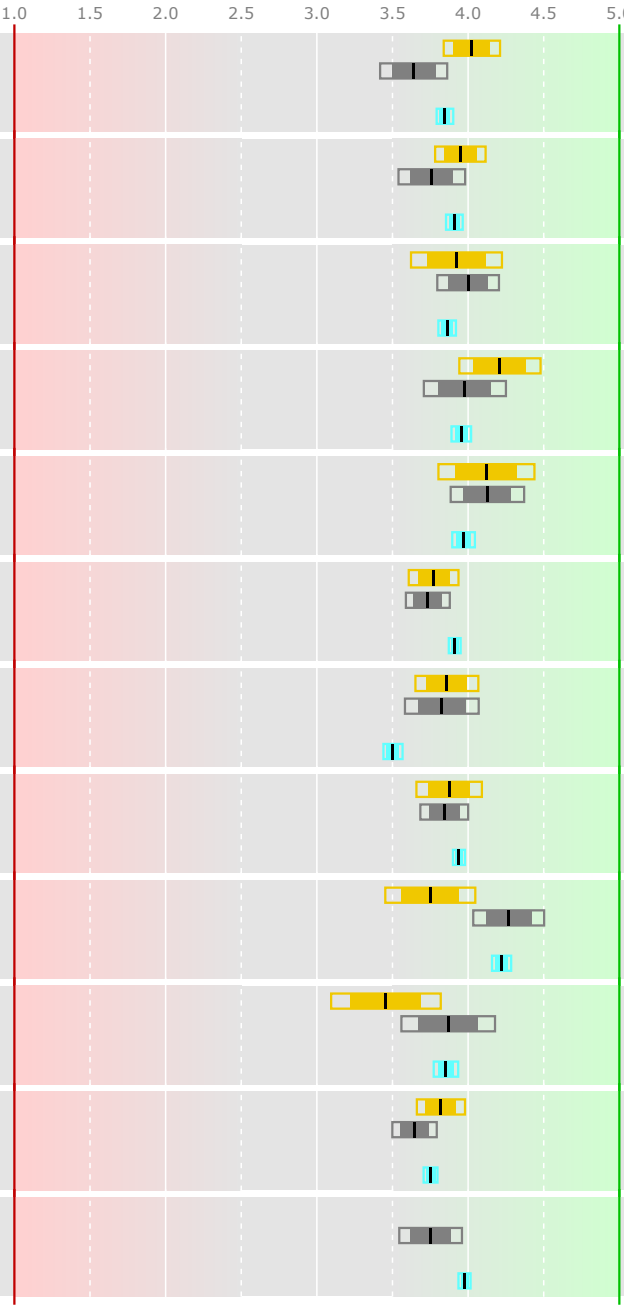

Response: 50 out of 131 = 38.2%

Compared to previous years

program in 2018 (n=40)
program in 2021 (n=50)
95% confidence interval
80% confidence interval

The UU program in 2021 is...
▶ probably better
▷ possibly better
◁ possibly worse
◀ probably worse
...than the comparison group

Compared to Master program in faculty Beta

Faculty Beta

Physics (n=83)
Biologische Wetenschappen (n=7)
Pharmaceutical Sciences (n=4)
Mathematische Wetenschappen (n=48)
Chemische Wetenschappen (n=43)
History and Philosophy of Science (n=26)
Information Science (n=84)
Applied Data Science (n=34)
Farmacie (n=136)
Informatica (n=69)
Artificial Intelligence (n=96)
Biosciences (n=193)

Masterprogram 60710

Natuurwetenschappen en Bedrijf

Content & organisation

2018	2021		Netherlands	Faculty
◁3.95	**3.72**	Satisfied with content		◀4.01
3.85	**3.80**	Up-to-date		◁4.02
3.65	**3.72**	Quality materials		◀4.01
3.92	**3.85**	Program level		◁4.03
3.65	**3.74**	Work methods		3.83
3.70	**3.83**	Can broaden/deepen		4.01
	3.50	Program coordination		3.44
3.94	**3.74**	Challenging		◁3.93
3.85	**3.70**	Shape your own program		◀4.02

Connection to practice

3.76	**3.80**	Satisfied with practice		3.48▶
3.79	**3.74**	Skills for practice		3.54▷
3.89	**3.91**	Link to professionals		3.47▶

Teachers

4.00	**3.83**	Satisfied with teachers		3.98
◁4.00	**3.74**	Involvement		◁3.93
3.60	**3.79**	Didactic skills		3.77
4.14	**4.21**	Content expertise		◁4.43
4.03	**3.98**	Practice knowledge		3.90
3.86	**3.81**	Supportive		3.78
◀3.86	**3.48**	Inspiring		◀3.73
	3.69	Understandable		◁3.89
	4.05	Encourage questions		4.10

Counseling

2018	2021		Netherlands	Faculty
3.65	**3.76**	Satisfied with counseling		3.71
3.52▷	**3.95**	Opportunity		3.92
3.50	**3.79**	Quality		3.79

Assessment

3.60	**3.60**	Satisfied with assessment		3.71
3.91	**3.83**	Exam matches content		3.82
3.73	**3.61**	Clear criteria		3.75
3.84	**3.78**	Quality knowledge exam		3.80
◀3.81	**3.50**	Quality practice exam		◀3.72
	3.67	Exam form follows content		◁3.83
3.74	**3.48**	Feedback on exams		3.59

Engagement & contact

3.97	**4.12**	Teachers reachable		4.20
	3.65	Feedback		3.76
	4.05	Feel safe		◁4.26
	3.51	Feel at home		◁3.86
	3.72	Feel inspired		◁4.01
	3.69	Regularly engaged		◀4.01
	3.33	Involved outside lessons		◁3.65
	3.64	Feedback appreciated		◁3.89
3.29▶	**4.03**	Course evaluations		4.13

General

3.51	**3.69**	Information		3.61
3.63	**3.52**	Facilities		3.65
	3.13	Study pressure		3.38

"study pressure" is coded as: 1=too low, 3=good, 5=too high

data analysis:
Jeroen Fokker - Departement Computer Science - Utrecht University
Hossein Al Mahmoudi - UBD Teaching Policy - Utrecht University

Master program 60711

History and Philosophy of Science

Nationale Studenten Enquete 2021

Universiteit Utrecht

2018	2021		Faculty
4.45 ▷	**4.65**	Satisfied with program	3.81 ▶
4.16	**4.35**	General skills	3.89 ▶
4.27	**4.38**	Education feasibility	3.85 ▶
4.45	**4.62**	Atmosphere	3.94 ▶
4.67	**4.65**	Would choose again	3.96 ▶
4.20 ▶	**4.51**	Content & organisation	3.88 ▶
3.46 ▷	**3.74**	Connection to practice	3.51 ▷
4.30 ▶	**4.54**	Teachers	3.91 ▶
4.45 ▷	**4.76**	English	4.20 ▶
4.09 ▷	**4.41**	Counseling	3.83 ▶
3.87 ▶	**4.35**	Assessment	3.73 ▶
	4.59	Engagement & contact	3.94 ▶

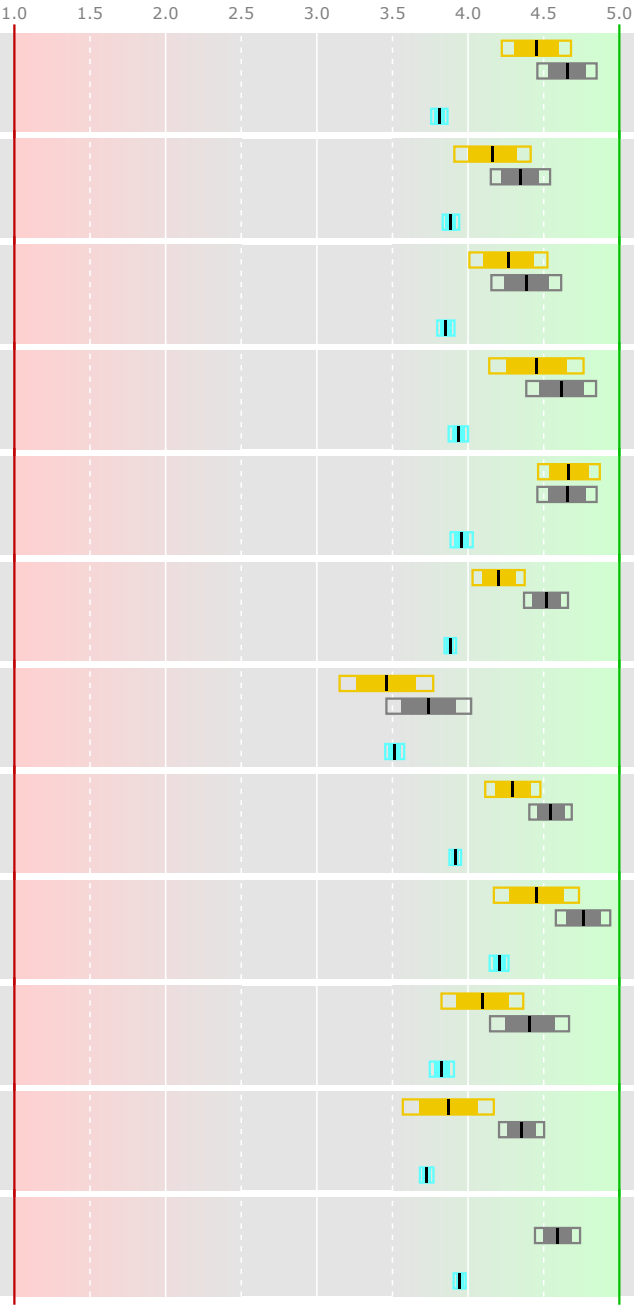

Response: 26 out of 75 = 34.7%

Compared to previous years

program in 2018 (n=31)
program in 2021 (n=26)
95% confidence interval
80% confidence interval

The UU program in 2021 is...
▶ probably better
▷ possibly better
◁ possibly worse
◀ probably worse
...than the comparison group

Compared to Master program in faculty Beta

Faculty Beta

Physics (n=83)
Biologische Wetenschappen (n=7)
Pharmaceutical Sciences (n=4)
Mathematische Wetenschappen (n=48)
Chemische Wetenschappen (n=43)
Natuurwetenschappen en Bedrijf (n=50)
Information Science (n=84)
Applied Data Science (n=34)
Farmacie (n=136)
Informatica (n=69)
Artificial Intelligence (n=96)
Biosciences (n=193)

Masterprogram 60711

History and Philosophy of Science

Content & organisation

2018	2021		Netherlands	Faculty
4.35 ▷	**4.58**	Satisfied with content		3.98 ▶
4.13 ▷	**4.46**	Up-to-date		3.99 ▶
4.35 ▷	**4.58**	Quality materials		3.98 ▶
4.29 ▷	**4.58**	Program level		4.00 ▶
4.06	**4.15**	Work methods		3.81 ▶
4.55 ▷	**4.84**	Can broaden/deepen		3.98 ▶
	4.20	Program coordination		3.42 ▶
4.03 ▷	**4.40**	Challenging		3.90 ▶
4.80	**4.84**	Shape your own program		3.98 ▶

Connection to practice

3.60 ▷	**3.96**	Satisfied with practice		3.48 ▶
3.48	**3.72**	Skills for practice		3.55
3.24 ▶	**3.76**	Link to professionals		3.48 ▷

Teachers

4.52	**4.65**	Satisfied with teachers		3.95 ▶
4.45	**4.64**	Involvement		3.90 ▶
4.13 ▶	**4.56**	Didactic skills		3.75 ▶
4.61 ▷	**4.88**	Content expertise		4.40 ▶
4.03	**4.20**	Practice knowledge		3.89 ▶
4.16	**4.36**	Supportive		3.76 ▶
4.19 ▷	**4.52**	Inspiring		3.69 ▶
	4.52	Understandable		3.86 ▶
	4.68	Encourage questions		4.08 ▶

Counseling

2018	2021		Netherlands	Faculty
4.16 ▷	**4.47**	Satisfied with counseling		3.67 ▶
4.20 ▷	**4.56**	Opportunity		3.89 ▶
4.24	**4.25**	Quality		3.77 ▶

Assessment

3.81 ▶	**4.46**	Satisfied with assessment		3.68 ▶
4.10 ▶	**4.48**	Exam matches content		3.80 ▶
3.60 ▶	**4.12**	Clear criteria		3.73 ▶
3.75 ▶	**4.40**	Quality knowledge exam		3.78 ▶
3.93	**4.12**	Quality practice exam		3.70 ▶
	4.44	Exam form follows content		3.80 ▶
3.94 ▶	**4.56**	Feedback on exams		3.55 ▶

Engagement & contact

4.68	**4.68**	Teachers reachable		4.18 ▶
	4.60	Feedback		3.73 ▶
	4.64	Feel safe		4.24 ▶
	4.44	Feel at home		3.83 ▶
	4.68	Feel inspired		3.97 ▶
	4.64	Regularly engaged		3.98 ▶
	4.56	Involved outside lessons		3.60 ▶
	4.44	Feedback appreciated		3.86 ▶
4.16 ▶	**4.64**	Course evaluations		4.10 ▶

General

4.29	**4.46**	Information		3.59 ▶
4.20	**3.96**	Facilities		3.64 ▶
	3.16	Study pressure		3.37

"study pressure" is coded as: 1=too low, 3=good, 5=too high

data analysis:
Jeroen Fokker - Departement Computer Science - Utrecht University
Hossein Al Mahmoudi - UBD Teaching Policy - Utrecht University

Master program 60731

Development Studies

Nationale Studenten Enquete 2021

Universiteit Utrecht

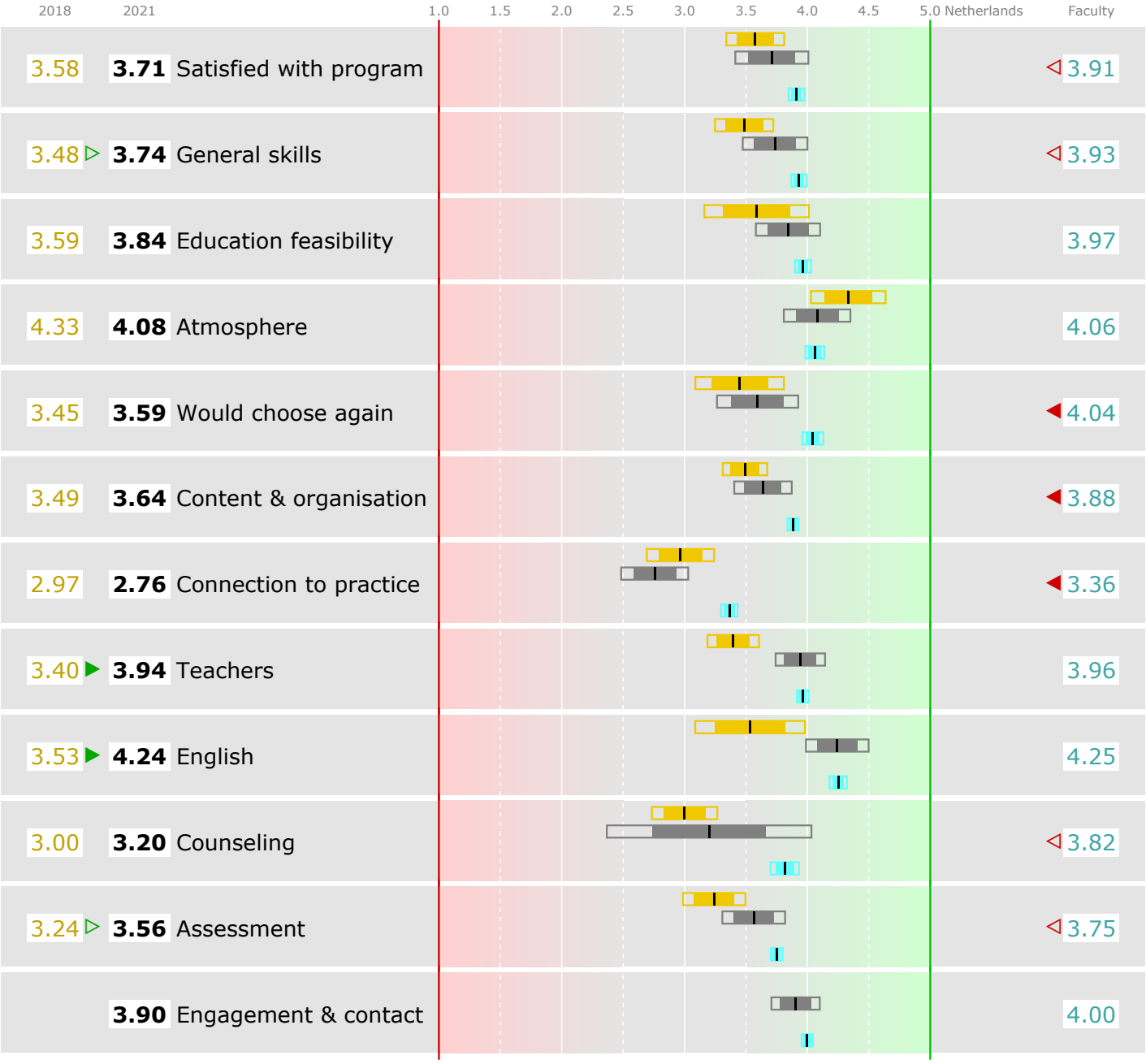

Response: 38 out of 88 = 43.2%

Compared to previous years

- program in 2018 (n=33)
- program in 2021 (n=38)
- 95% confidence interval
- 80% confidence interval

The UU program in 2021 is...

- ▶ probably better
- ▷ possibly better
- ◁ possibly worse
- ◀ probably worse

...than the comparison group

Compared to Master program in faculty Geo

Faculty Geo

Human Geography and Planning (research) (n=10)
Science and Innovation (n=112)
Geographical Sciences (n=32)
Environmental Sciences (n=154)
Energy Science (n=31)
Sociale Geografie (n=37)
Planologie (n=18)
Earth Sciences (n=167)

Masterprogram 60731

Development Studies

Content & organisation

2018	2021		Netherlands	Faculty
3.39	**3.66**	Satisfied with content	◀	4.04
3.94	**3.76**	Up-to-date	◀	4.14
3.27 ▶	**3.73**	Quality materials	◁	4.02
3.48 ▶	**3.86**	Program level		4.01
3.30	**3.57**	Work methods	◁	3.80
3.43	**3.59**	Can broaden/deepen	◁	3.87
	3.41	Program coordination	◁	3.69
3.67	**3.78**	Challenging		3.90
3.66	**3.41**	Shape your own program	◁	3.62

Connection to practice

◁ 3.09	**2.79**	Satisfied with practice	◀	3.52
◁ 3.03	**2.68**	Skills for practice	◀	3.35
2.87	**2.84**	Link to professionals	◀	3.38

Teachers

3.45 ▶	**4.05**	Satisfied with teachers		4.08
3.53 ▶	**4.14**	Involvement		3.97
3.27 ▶	**3.86**	Didactic skills		3.89
3.97 ▶	**4.35**	Content expertise		4.40
3.80	**3.78**	Practice knowledge		3.77
3.40	**3.62**	Supportive		3.80
3.00 ▶	**3.54**	Inspiring	◁	3.77
	3.97	Understandable		3.92
	4.27	Encourage questions		4.16

Counseling

2018	2021		Netherlands	Faculty
3.48	**3.20**	Satisfied with counseling	◁	3.69
3.15	**3.40**	Opportunity		3.81
3.15	**3.00**	Quality	◁	3.82

Assessment

3.45 ▷	**3.74**	Satisfied with assessment		3.72
3.50	**3.62**	Exam matches content	◁	3.84
3.07 ▷	**3.49**	Clear criteria	◁	3.82
3.20 ▶	**3.68**	Quality knowledge exam		3.79
3.20	**3.43**	Quality practice exam	◁	3.68
	3.86	Exam form follows content		3.81
3.03	**3.30**	Feedback on exams	◁	3.58

Engagement & contact

3.03 ▶	**4.03**	Teachers reachable		4.14
	3.54	Feedback	◁	3.81
	4.27	Feel safe		4.28
	3.54	Feel at home	◁	3.89
	3.92	Feel inspired		4.04
	4.08	Regularly engaged		4.07
	3.78	Involved outside lessons		3.68
	3.86	Feedback appreciated		3.93
2.96 ▶	**4.17**	Course evaluations		4.15

General

3.39	**3.45**	Information	◁	3.78
◁ 3.67	**3.26**	Facilities	◀	3.57
	3.46	Study pressure		3.32

"study pressure" is coded as: 1=too low, 3=good, 5=too high

Reaction of program management:
De link met de arbeidsmarkt blijft een aandachtspunt ook al is die sowieso nog minder sterk dan in de masteropleidingen. Toch blijven we veel aandacht geven aan career events en willen we studenten meer laten profiteren van onze relaties met onze alumni.

data analysis:
Jeroen Fokker - Departement Computer Science - Utrecht University
Hossein Al Mahmoudi - UBD Teaching Policy - Utrecht University

Master program 60732

Geographical Sciences

Nationale Studenten Enquete 2021

Universiteit Utrecht

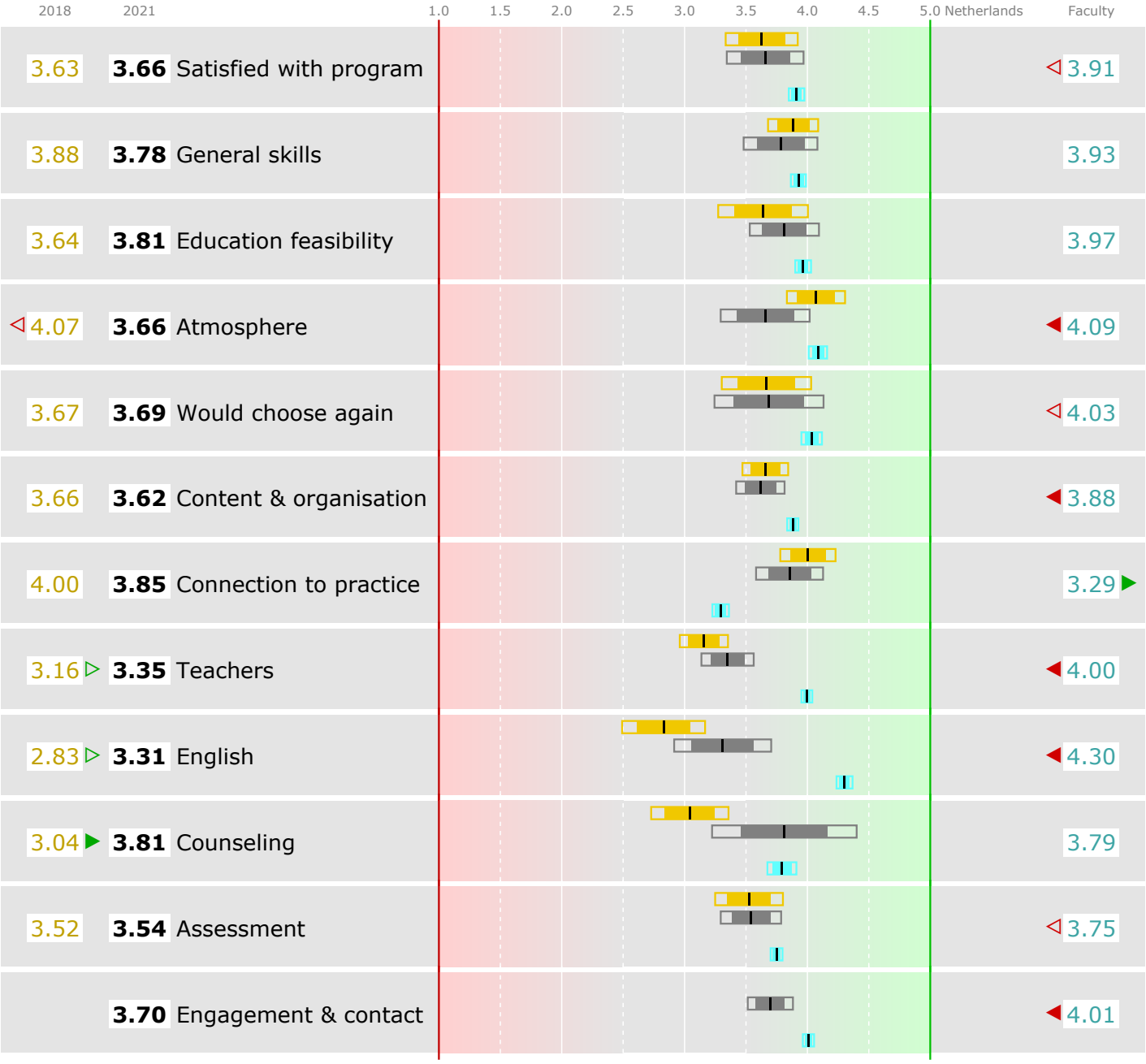

Response: 32 out of 100 = 32.0%

Compared to previous years

- program in 2018 (n=43)
- program in 2021 (n=32)
- 95% confidence interval
- 80% confidence interval

The UU program in 2021 is...

- ▶ probably better
- ▷ possibly better
- ◁ possibly worse
- ◀ probably worse

...than the comparison group

Compared to Master program in faculty Geo

Faculty Geo

Human Geography and Planning (research) (n=10)
Science and Innovation (n=112)
Development Studies (n=38)
Environmental Sciences (n=154)
Energy Science (n=31)
Sociale Geografie (n=37)
Planologie (n=18)
Earth Sciences (n=167)

Masterprogram 60732

Geographical Sciences

Content & organisation

2018	2021		Netherlands	Faculty
4.00	**3.84**	Satisfied with content		4.03
3.67	**3.84**	Up-to-date	◀	4.13
3.42	**3.55**	Quality materials	◀	4.03
3.95	**3.81**	Program level	◁	4.01
3.40	**3.58**	Work methods		3.80
3.68	**3.74**	Can broaden/deepen		3.86
	3.39	Program coordination	◁	3.69
3.58	**3.68**	Challenging	◁	3.90
◀ 4.03	**3.35**	Shape your own program		3.62

Connection to practice

4.12	**4.03**	Satisfied with practice		3.45 ▶
4.00	**3.87**	Skills for practice		3.28 ▶
4.00	**3.84**	Link to professionals		3.31 ▶

Teachers

3.28	**3.34**	Satisfied with teachers	◀	4.12
2.66	**2.90**	Involvement	◀	4.05
3.12	**3.10**	Didactic skills	◀	3.93
3.80 ▷	**4.10**	Content expertise	◀	4.42
3.78	**3.58**	Practice knowledge	◁	3.78
2.98	**3.17**	Supportive	◀	3.83
3.27	**3.13**	Inspiring	◀	3.79
	3.27	Understandable	◀	3.96
	3.50	Encourage questions	◀	4.20

Counseling

2018	2021		Netherlands	Faculty
2.63 ▷	**3.38**	Satisfied with counseling		3.69
3.11 ▷	**3.75**	Opportunity		3.80
3.12 ▶	**3.88**	Quality		3.78

Assessment

3.37	**3.50**	Satisfied with assessment	◁	3.74
3.52	**3.59**	Exam matches content	◁	3.84
3.35	**3.59**	Clear criteria		3.81
3.62	**3.52**	Quality knowledge exam	◁	3.79
3.59	**3.76**	Quality practice exam		3.66
	3.69	Exam form follows content		3.82
3.02	**3.10**	Feedback on exams	◀	3.58

Engagement & contact

2.95 ▷	**3.43**	Teachers reachable	◀	4.17
	3.43	Feedback	◁	3.81
	4.25	Feel safe		4.28
	3.75	Feel at home		3.87
	3.75	Feel inspired	◀	4.05
	4.11	Regularly engaged		4.07
	3.57	Involved outside lessons		3.69
	3.39	Feedback appreciated	◀	3.96
3.00 ▶	**3.61**	Course evaluations	◀	4.18

General

3.05	**3.12**	Information	◀	3.80
2.83	**2.97**	Facilities	◀	3.58
	3.42	Study pressure		3.32

"study pressure" is coded as: 1=too low, 3=good, 5=too high

data analysis:
Jeroen Fokker - Departement Computer Science - Utrecht University
Hossein Al Mahmoudi - UBD Teaching Policy - Utrecht University

Master program 60734

Internationale betrekkingen

Nationale Studenten Enquete 2021

Universiteit Utrecht

2018	2021		Netherlands	Faculty
4.09	**4.18**	Satisfied with program	3.84 ▶	3.99 ▶
3.96 ▷	**4.16**	General skills	3.82 ▶	4.00 ▷
4.17	**4.11**	Education feasibility	3.78 ▶	3.89 ▷
4.26 ▷	**4.47**	Atmosphere	4.00 ▶	4.20 ▶
4.15	**4.27**	Would choose again	3.88 ▶	4.02 ▷
4.06 ▷	**4.21**	Content & organisation	3.90 ▶	4.00 ▶
◁ 3.86	**3.64**	Connection to practice	3.06 ▶	3.58
4.00 ▶	**4.40**	Teachers	4.04 ▶	4.20 ▶
3.75 ▶	**4.76**	English	4.48 ▶	4.54 ▶
3.67 ▶	**4.12**	Counseling	3.87 ▷	4.06
3.85 ▶	**4.12**	Assessment	3.79 ▶	3.93 ▶
	4.17	Engagement & contact	4.01 ▶	4.09

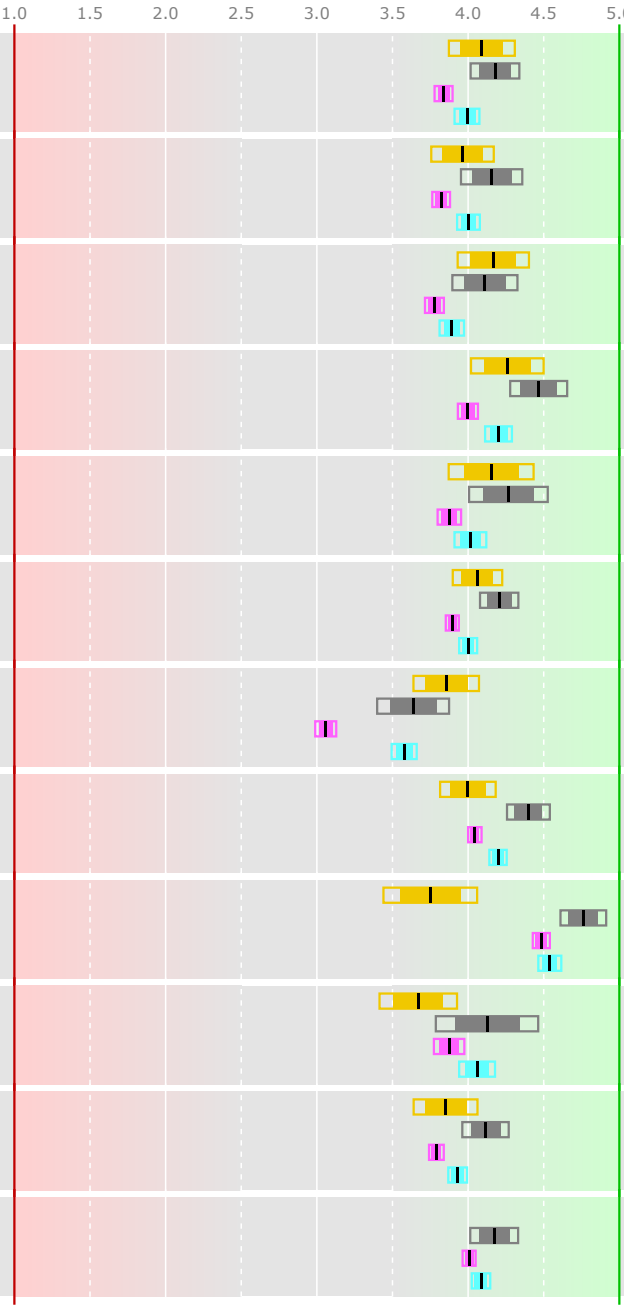

Response: 45 out of 162 = 27.8%

Compared to previous years

- program in 2018 (n=55)
- program in 2021 (n=45)
- 95% confidence interval
- 80% confidence interval

The UU program in 2021 is...

- ▶ probably better
- ▷ possibly better
- ◁ possibly worse
- ◀ probably worse

...than the comparison group

Compared to similar programs in NL

Netherlands

Utrecht: Geschiedenis (n=27)
Leiden: Internationale betrekkingen (n=157)
Leiden: Geschiedenis (n=106)
Groningen: Internationale betrekkingen (n=116)
Groningen: Internationale Betrekkingen (n=12)
Groningen: Europese Studies (n=28)
Groningen: Geschiedenis (n=24)
Rotterdam: Geschiedenis (n=38)
Twente: European Studies (n=21)
Maastricht: European Public Affairs (n=14)
Maastricht: European Studies (n=38)
UvA: Europese Studies (n=41)
UvA: Geschiedenis (n=98)
VU: Geschiedenis (n=11)
Nijmegen: Geschiedenis (n=21)

Compared to Master program in faculty GW

Faculty GW

Kunst- & cultuurwetenschappen (n=72)
Filosofie (research) (n=6)
Geschiedenis (research) (n=32)
Letterkunde (n=14)
Letterkunde (research) (n=13)
Taalwetenschappen (n=40)
Taalwetenschappen (research) (n=17)
Filosofie (n=21)
Theologie & Religiewetenschappen (n=11)
Kunst- & cultuurwetenschappen (research (n=53)
Mediastudies (n=24)
Mediastudies (research) (n=19)
Communicatie- & Informatiewetenschappen (n=24)
Neerlandistiek (n=12)
Neerlandistiek (research) (n=15)
Geschiedenis (n=27)
Vertaalwetenschap (n=13)

Masterprogram 60734

Internationale betrekkingen

Content & organisation

2018	2021		Netherlands	Faculty
4.09	**4.27**	Satisfied with content	3.98 ▶	4.10 ▷
4.36	**4.42**	Up-to-date	4.02 ▶	4.02 ▶
4.12 ▷	**4.29**	Quality materials	4.08 ▶	4.19
4.13 ▶	**4.38**	Program level	4.06 ▶	4.18 ▶
3.90 ▶	**4.29**	Work methods	3.77 ▶	3.90 ▶
4.17	**4.07**	Can broaden/deepen	3.95	4.03
	4.33	Program coordination	3.66 ▶	3.81 ▶
4.15	**4.13**	Challenging	3.98 ▷	4.08
◀ 4.26	**3.73**	Shape your own program	3.66	3.78

Connection to practice

3.67	**3.67**	Satisfied with practice	3.18 ▶	3.59
3.68	**3.52**	Skills for practice	3.15 ▶	3.52
3.72	**3.75**	Link to professionals	2.97 ▶	3.63

Teachers

4.07 ▶	**4.60**	Satisfied with teachers	4.21 ▶	4.29 ▶
4.10 ▷	**4.40**	Involvement	4.02 ▶	4.32
3.92 ▶	**4.45**	Didactic skills	4.06 ▶	4.19 ▶
4.54 ▷	**4.71**	Content expertise	4.52 ▶	4.57 ▷
4.00 ▷	**4.26**	Practice knowledge	3.72 ▶	3.95 ▶
4.04 ▷	**4.29**	Supportive	3.87 ▶	4.06 ▶
3.96 ▷	**4.31**	Inspiring	3.86 ▶	4.06 ▷
	4.36	Understandable	4.08 ▶	4.16 ▶
	4.40	Encourage questions	4.22 ▷	4.26

Counseling

2018	2021		Netherlands	Faculty
3.85	**4.05**	Satisfied with counseling	3.70 ▷	4.06
3.71 ▷	**4.15**	Opportunity	3.90 ▷	4.08
3.79 ▷	**4.10**	Quality	3.85 ▷	4.04

Assessment

3.85 ▶	**4.20**	Satisfied with assessment	3.75 ▶	3.91 ▶
3.88 ▶	**4.26**	Exam matches content	3.89 ▶	4.07 ▷
3.67 ▶	**4.12**	Clear criteria	3.73 ▶	3.74 ▶
4.00	**4.12**	Quality knowledge exam	3.86 ▶	3.99
3.84	**4.05**	Quality practice exam	3.70 ▶	3.90 ▷
	4.24	Exam form follows content	3.87 ▶	4.02 ▶
3.77	**3.90**	Feedback on exams	3.70 ▷	3.87

Engagement & contact

3.90 ▷	**4.17**	Teachers reachable	4.16	4.19
	3.90	Feedback	3.88	3.99
	4.58	Feel safe	4.22 ▶	4.18 ▶
	3.87	Feel at home	3.85	3.86
	4.05	Feel inspired	4.06	4.15
	4.10	Regularly engaged	4.11	4.21
	4.05	Involved outside lessons	3.85 ▷	3.93
	4.34	Feedback appreciated	3.90 ▶	3.99 ▶
3.88 ▶	**4.50**	Course evaluations	4.05 ▶	4.26 ▶

General

3.61 ▶	**4.07**	Information	3.75 ▶	3.93
◁ 3.79	**3.53**	Facilities	3.50	3.53
	3.44	Study pressure	3.41	3.55

"study pressure" is coded as: 1=too low, 3=good, 5=too high

data analysis:
Jeroen Fokker - Departement Computer Science - Utrecht University
Hossein Al Mahmoudi - UBD Teaching Policy - Utrecht University

Master program 60734 CONM

Conflict Studies and Human Rights

Internationale betrekkingen

Nationale Studenten Enquete 2021

Universiteit Utrecht

2018	2021		Netherlands	Faculty
4.09	**4.05**	Satisfied with program	3.84 ▷	3.99
3.96	**4.11**	General skills	3.82 ▷	4.00
4.17	**4.05**	Education feasibility	3.78 ▷	3.89
4.26 ▷	**4.53**	Atmosphere	4.00 ▶	4.20 ▶
4.15	**4.16**	Would choose again	3.88	4.02
4.06	**4.19**	Content & organisation	3.90 ▶	4.00 ▷
◀ 3.86	**3.31**	Connection to practice	3.06	◁ 3.58
4.00 ▶	**4.35**	Teachers	4.04 ▶	4.20 ▷
3.75 ▶	**4.89**	English	4.48 ▶	4.54 ▶
3.67 ▷	**4.21**	Counseling	3.87 ▷	4.06
3.85	**4.05**	Assessment	3.79 ▷	3.93
	4.15	Engagement & contact	4.01	4.09

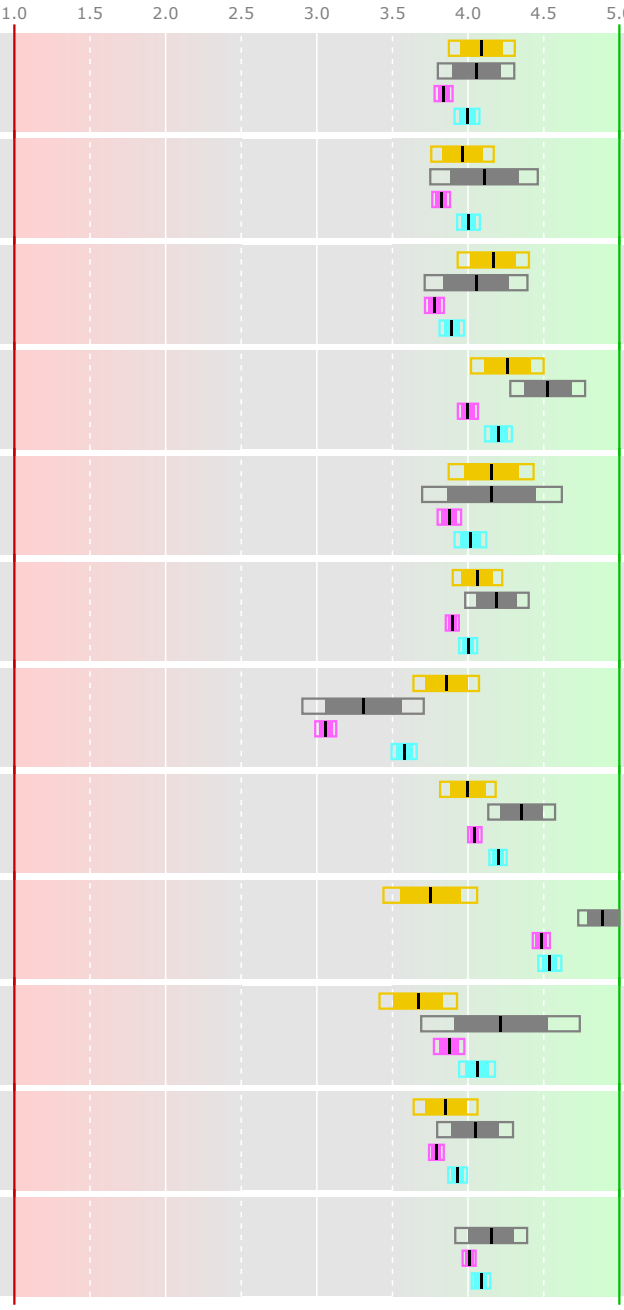

Response: 19 out of 56 = 33.9%

Compared to previous years

- program in 2018 (n=55)
- CONM in 2021 (n=19)
- 95% confidence interval
- 80% confidence interval

The UU program in 2021 is...

- ▶ probably better
- ▷ possibly better
- ◁ possibly worse
- ◀ probably worse

...than the comparison group

Compared to similar programs in NL

Netherlands

Utrecht: Geschiedenis (n=27)
Leiden: Internationale betrekkingen (n=157)
Leiden: Geschiedenis (n=106)
Groningen: Internationale betrekkingen (n=116)
Groningen: Internationale Betrekkingen (n=12)
Groningen: Europese Studies (n=28)
Groningen: Geschiedenis (n=24)
Rotterdam: Geschiedenis (n=38)
Twente: European Studies (n=21)
Maastricht: European Public Affairs (n=14)
Maastricht: European Studies (n=38)
UvA: Europese Studies (n=41)
UvA: Geschiedenis (n=98)
VU: Geschiedenis (n=11)
Nijmegen: Geschiedenis (n=21)

Compared to Master program in faculty GW

Faculty GW

Kunst- & cultuurwetenschappen (n=72)
Filosofie (research) (n=6)
Geschiedenis (research) (n=32)
Letterkunde (n=14)
Letterkunde (research) (n=13)
Taalwetenschappen (n=40)
Taalwetenschappen (research) (n=17)
Filosofie (n=21)
Theologie & Religiewetenschappen (n=11)
Kunst- & cultuurwetenschappen (research (n=53)
Mediastudies (n=24)
Mediastudies (research) (n=19)
Communicatie- & Informatiewetenschappen (n=24)
Neerlandistiek (n=12)
Neerlandistiek (research) (n=15)
Geschiedenis (n=27)
Vertaalwetenschap (n=13)

Masterprogram 60734 CONM

Conflict Studies and Human Rights
Internationale betrekkingen

Content & organisation

2018	2021		Netherlands	Faculty
4.09	**4.05**	Satisfied with content	3.98	4.10
4.36	**4.42**	Up-to-date	4.02 ▶	4.02 ▶
4.12	**4.21**	Quality materials	4.08	4.19
4.13 ▷	**4.37**	Program level	4.06 ▶	4.18 ▷
3.90	**4.16**	Work methods	3.77 ▶	3.90 ▷
4.17	**4.11**	Can broaden/deepen	3.95	4.03
	4.37	Program coordination	3.66 ▶	3.81 ▶
4.15	**4.26**	Challenging	3.98 ▶	4.08
◀ 4.26	**3.63**	Shape your own program	3.66	3.78

Connection to practice

3.67	**3.42**	Satisfied with practice	3.18	3.59
◁ 3.68	**3.33**	Skills for practice	3.15	3.52
◁ 3.72	**3.28**	Link to professionals	2.97 ▷	◁ 3.63

Teachers

4.07 ▶	**4.58**	Satisfied with teachers	4.21 ▶	4.29 ▶
4.10	**4.33**	Involvement	4.02 ▷	4.32
3.92 ▶	**4.44**	Didactic skills	4.06 ▶	4.19 ▷
4.54 ▷	**4.78**	Content expertise	4.52 ▶	4.57 ▷
4.00 ▷	**4.33**	Practice knowledge	3.72 ▶	3.95 ▶
4.04	**4.17**	Supportive	3.87 ▷	4.06
3.96 ▷	**4.33**	Inspiring	3.86 ▶	4.06 ▷
	4.33	Understandable	4.08 ▷	4.16
	4.11	Encourage questions	4.22	4.26

Counseling

2018	2021		Netherlands	Faculty
3.85	**4.00**	Satisfied with counseling	3.70	4.06
3.71 ▶	**4.29**	Opportunity	3.90 ▷	4.08
3.79	**4.14**	Quality	3.85	4.04

Assessment

3.85	**4.05**	Satisfied with assessment	3.75 ▷	3.91
3.88 ▷	**4.17**	Exam matches content	3.89 ▷	4.07
3.67 ▶	**4.11**	Clear criteria	3.73 ▶	3.74 ▶
4.00	**4.17**	Quality knowledge exam	3.86 ▶	3.99 ▷
3.84	**3.94**	Quality practice exam	3.70	3.90
	4.17	Exam form follows content	3.87 ▶	4.02
3.77	**3.72**	Feedback on exams	3.70	3.87

Engagement & contact

3.90	**4.12**	Teachers reachable	4.16	4.19
	3.94	Feedback	3.88	3.99
	4.47	Feel safe	4.22 ▷	4.18 ▶
	3.81	Feel at home	3.85	3.86
	4.00	Feel inspired	4.06	4.15
	4.19	Regularly engaged	4.11	4.21
	4.00	Involved outside lessons	3.85	3.93
	4.38	Feedback appreciated	3.90 ▶	3.99 ▶
3.88 ▶	**4.56**	Course evaluations	4.05 ▶	4.26 ▶

General

3.61 ▶	**4.05**	Information	3.75 ▷	3.93
3.79	**3.58**	Facilities	3.50	3.53
	3.68	Study pressure	3.41	3.55

"study pressure" is coded as: 1=too low, 3=good, 5=too high

data analysis:
Jeroen Fokker - Departement Computer Science - Utrecht University
Hossein Al Mahmoudi - UBD Teaching Policy - Utrecht University

Master program 60734 IBEM

Nationale Studenten Enquete 2021

International Relations in Historical Perspective

Internationale betrekkingen

Universiteit Utrecht

2018	2021		Netherlands	Faculty
4.09	**4.27**	Satisfied with program	3.84 ▶	3.99 ▶
3.96 ▷	**4.19**	General skills	3.82 ▶	4.00 ▷
4.17	**4.15**	Education feasibility	3.78 ▶	3.89 ▷
4.26	**4.42**	Atmosphere	4.00 ▶	4.20 ▷
4.15	**4.35**	Would choose again	3.88 ▶	4.02 ▷
4.06 ▷	**4.22**	Content & organisation	3.90 ▶	4.00 ▶
3.86	**3.87**	Connection to practice	3.06 ▶	3.58 ▷
4.00 ▶	**4.43**	Teachers	4.04 ▶	4.20 ▶
3.75 ▶	**4.67**	English	4.48 ▷	4.54
3.67 ▷	**4.08**	Counseling	3.87	4.06
3.85 ▶	**4.17**	Assessment	3.79 ▶	3.93 ▶
	4.19	Engagement & contact	4.01 ▷	4.09

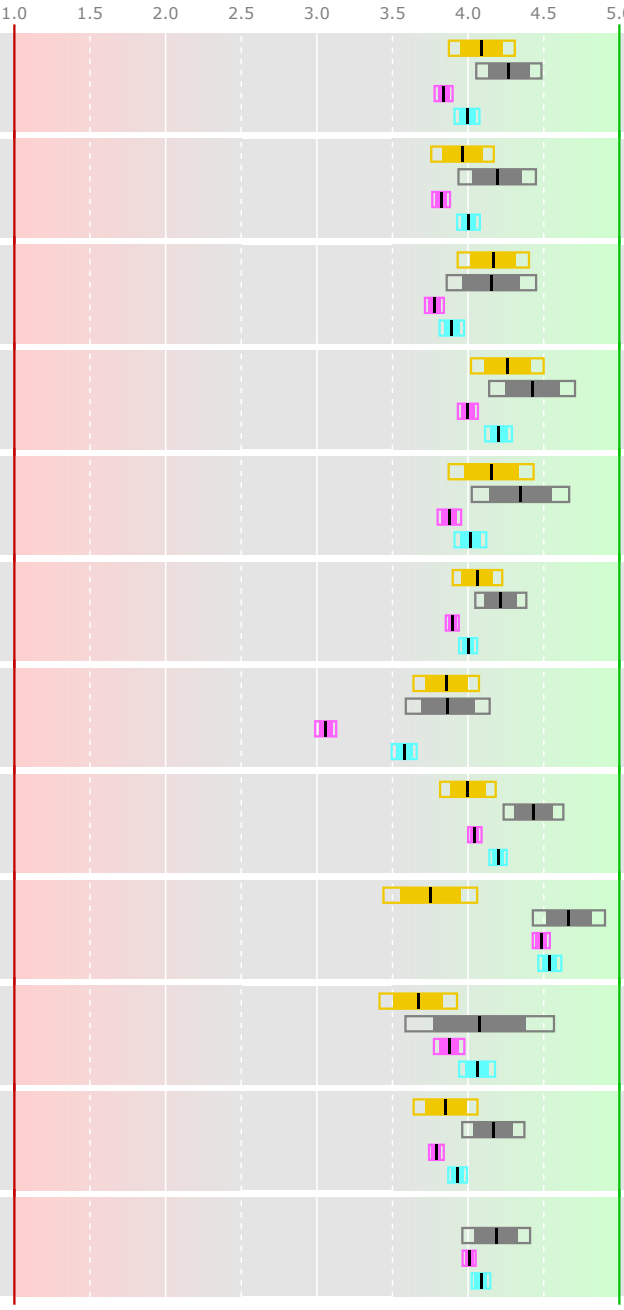

Response: 26 out of 106 = 24.5%

Compared to previous years

- program in 2018 (n=55)
- IBEM in 2021 (n=26)
- 95% confidence interval
- 80% confidence interval

The UU program in 2021 is...

- ▶ probably better
- ▷ possibly better
- ◁ possibly worse
- ◀ probably worse

...than the comparison group

Compared to similar programs in NL

Netherlands

Utrecht: Geschiedenis (n=27)
Leiden: Internationale betrekkingen (n=157)
Leiden: Geschiedenis (n=106)
Groningen: Internationale betrekkingen (n=116)
Groningen: Internationale Betrekkingen (n=12)
Groningen: Europese Studies (n=28)
Groningen: Geschiedenis (n=24)
Rotterdam: Geschiedenis (n=38)
Twente: European Studies (n=21)
Maastricht: European Public Affairs (n=14)
Maastricht: European Studies (n=38)
UvA: Europese Studies (n=41)
UvA: Geschiedenis (n=98)
VU: Geschiedenis (n=11)
Nijmegen: Geschiedenis (n=21)

Compared to Master program in faculty GW

Faculty GW

Kunst- & cultuurwetenschappen (n=72)
Filosofie (research) (n=6)
Geschiedenis (research) (n=32)
Letterkunde (n=14)
Letterkunde (research) (n=13)
Taalwetenschappen (n=40)
Taalwetenschappen (research) (n=17)
Filosofie (n=21)
Theologie & Religiewetenschappen (n=11)
Kunst- & cultuurwetenschappen (research (n=53)
Mediastudies (n=24)
Mediastudies (research) (n=19)
Communicatie- & Informatiewetenschappen (n=24)
Neerlandistiek (n=12)
Neerlandistiek (research) (n=15)
Geschiedenis (n=27)
Vertaalwetenschap (n=13)

Masterprogram 60734 IBEM

International Relations in Historical Perspective
Internationale betrekkingen

Content & organisation

2018	2021		Netherlands	Faculty
4.09 ▶	**4.42**	Satisfied with content	3.98 ▶	4.10 ▶
4.36	**4.42**	Up-to-date	4.02 ▶	4.02 ▶
4.12 ▷	**4.35**	Quality materials	4.08 ▶	4.19 ▷
4.13 ▷	**4.38**	Program level	4.06 ▶	4.18 ▷
3.90 ▶	**4.38**	Work methods	3.77 ▶	3.90 ▶
4.17	**4.04**	Can broaden/deepen	3.95	4.03
	4.31	Program coordination	3.66 ▶	3.81 ▶
4.15	**4.04**	Challenging	3.98	4.08
◀ 4.26	**3.81**	Shape your own program	3.66	3.78

Connection to practice

3.67	**3.85**	Satisfied with practice	3.18 ▶	3.59 ▷
3.68	**3.65**	Skills for practice	3.15 ▶	3.52
3.72 ▷	**4.08**	Link to professionals	2.97 ▶	3.63 ▶

Teachers

4.07 ▶	**4.62**	Satisfied with teachers	4.21 ▶	4.29 ▶
4.10 ▷	**4.46**	Involvement	4.02 ▶	4.32
3.92 ▶	**4.46**	Didactic skills	4.06 ▶	4.19 ▶
4.54	**4.67**	Content expertise	4.52	4.57
4.00	**4.21**	Practice knowledge	3.72 ▶	3.95 ▷
4.04 ▷	**4.38**	Supportive	3.87 ▶	4.06 ▶
3.96 ▷	**4.29**	Inspiring	3.86 ▶	4.06
	4.38	Understandable	4.08 ▶	4.16 ▷
	4.62	Encourage questions	4.22 ▶	4.26 ▶

Counseling

2018	2021		Netherlands	Faculty
3.85	**4.07**	Satisfied with counseling	3.70 ▷	4.06
3.71	**4.08**	Opportunity	3.90	4.08
3.79	**4.08**	Quality	3.85	4.04

Assessment

3.85 ▶	**4.31**	Satisfied with assessment	3.75 ▶	3.91 ▶
3.88 ▶	**4.33**	Exam matches content	3.89 ▶	4.07 ▶
3.67 ▶	**4.12**	Clear criteria	3.73 ▶	3.74 ▶
4.00	**4.08**	Quality knowledge exam	3.86 ▷	3.99
3.84 ▷	**4.12**	Quality practice exam	3.70 ▶	3.90 ▷
	4.29	Exam form follows content	3.87 ▶	4.02 ▷
3.77	**4.04**	Feedback on exams	3.70 ▶	3.87

Engagement & contact

3.90 ▷	**4.22**	Teachers reachable	4.16	4.19
	3.87	Feedback	3.88	3.99
	4.65	Feel safe	4.22 ▶	4.18 ▶
	3.91	Feel at home	3.85	3.86
	4.09	Feel inspired	4.06	4.15
	4.04	Regularly engaged	4.11	4.21
	4.09	Involved outside lessons	3.85 ▷	3.93
	4.32	Feedback appreciated	3.90 ▶	3.99 ▶
3.88 ▶	**4.45**	Course evaluations	4.05 ▶	4.26 ▷

General

3.61 ▶	**4.08**	Information	3.75 ▶	3.93
◁ 3.79	**3.50**	Facilities	3.50	3.53
	3.27	Study pressure	3.41	3.55

"study pressure" is coded as: 1=too low, 3=good, 5=too high

data analysis:
Jeroen Fokker - Departement Computer Science - Utrecht University
Hossein Al Mahmoudi - UBD Teaching Policy - Utrecht University

Master program 60740

Talenonderwijs en Communicatie

Nationale Studenten Enquete 2021

Universiteit Utrecht

2018	2021		Faculty
3.89	**3.71**	Satisfied with program	◁ 3.92
◁ 3.85	**3.53**	General skills	◀ 3.87
3.43 ▷	**3.91**	Education feasibility	3.79
◁ 4.26	**3.79**	Atmosphere	◁ 3.99
◁ 4.23	**3.74**	Would choose again	◁ 4.00
◁ 3.86	**3.62**	Content & organisation	◁ 3.83
3.82	**3.85**	Connection to practice	3.75
4.06	**3.88**	Teachers	◁ 4.06
4.33	**4.06**	English	4.01
3.70 ▷	**4.12**	Counseling	3.87
3.75	**3.54**	Assessment	◁ 3.80
	3.87	Engagement & contact	4.02

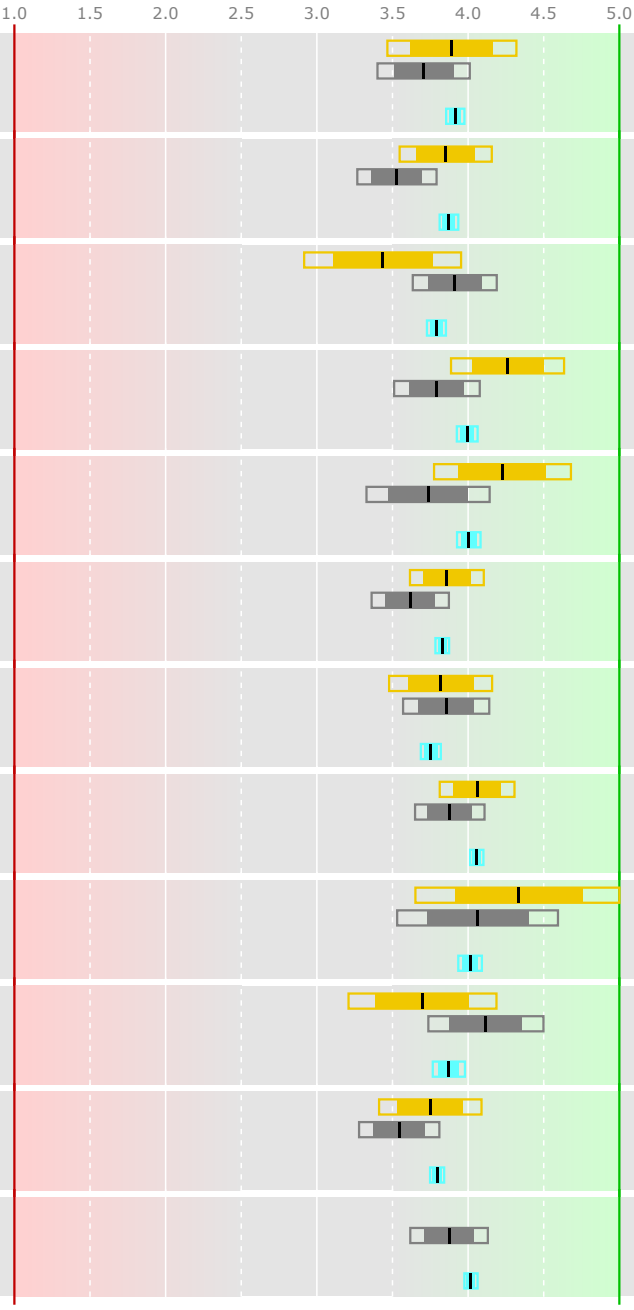

Response: 34 out of 105 = 32.4%

Compared to previous years

program in 2018 (n=28)
program in 2021 (n=34)
95% confidence interval
80% confidence interval

The UU program in 2021 is...
▶ probably better
▷ possibly better
◁ possibly worse
◀ probably worse
...than the comparison group

Compared to Master program in faculty FSW

Faculty FSW

Onderwijswetenschappen (n=51)
Cultural Anthropology: Sociocultural Tr (n=11)
Social & Health Psychology (research) (n=13)
Development and Socialisation in Childh (n=20)
Methodology and Statistics for the Beha (n=26)
Neuroscience and Cognition (n=58)
Communicatie en Educatie van de Natuurw (n=19)
Culturele Antropologie (n=21)
Algemene Sociale Wetenschappen (n=57)
Mens- en Maatschappijonderwijs en Commu (n=1)
Sociology and Social Research (research (n=11)
Educational Sciences: Learning in Inter (n=10)
Sociologie (n=17)
Psychology (n=223)
Pedagogische Wetenschappen (n=120)
Migration, Ethnic relations and Multicu (n=7)
Leraar VHO in de Bètawetenschappen (n=5)
Leraar VHO in de Taal- en cultuurwetens (n=4)
Leraar VHO in de Mens- en Maatschappijw (n=3)
Educatie en Communicatie in de Mens- en (n=19)

Masterprogram 60740

Talenonderwijs en Communicatie

Content & organisation

2018	2021		Netherlands	Faculty
3.81	**3.65**	Satisfied with content	◁	3.95
4.28	**4.03**	Up-to-date		3.95
4.16	**3.88**	Quality materials		4.00
3.88	**3.82**	Program level		4.05
3.67	**3.61**	Work methods		3.74
3.65	**3.36**	Can broaden/deepen	◀	3.75
	3.39	Program coordination	◁	3.64
3.60	**3.52**	Challenging	◀	3.92
3.50	**3.33**	Shape your own program	◁	3.57

Connection to practice

◁ 4.22	**3.82**	Satisfied with practice		3.67
3.73	**3.90**	Skills for practice		3.73
3.95	**3.81**	Link to professionals		3.78

Teachers

◁ 4.19	**3.79**	Satisfied with teachers	◀	4.15
◁ 4.23	**3.90**	Involvement		4.07
3.96	**3.74**	Didactic skills	◁	3.99
4.36	**4.39**	Content expertise		4.43
◁ 4.00	**3.55**	Practice knowledge	◀	4.08
◁ 4.00	**3.65**	Supportive	◁	3.91
◁ 3.85	**3.45**	Inspiring	◁	3.76
	4.10	Understandable		4.05
	4.26	Encourage questions		4.16

Counseling

2018	2021		Netherlands	Faculty
3.81	**3.63**	Satisfied with counseling		3.79
3.95	**4.12**	Opportunity		3.91
3.71	**4.12**	Quality		3.84 ▷

Assessment

3.42	**3.50**	Satisfied with assessment		3.72
3.91	**3.67**	Exam matches content		3.87
◁ 3.74	**3.33**	Clear criteria	◀	3.76
3.74	**3.70**	Quality knowledge exam		3.82
3.68	**3.50**	Quality practice exam	◁	3.73
	3.57	Exam form follows content	◁	3.83
3.72	**3.50**	Feedback on exams	◁	3.77

Engagement & contact

4.29	**4.13**	Teachers reachable		4.16
	3.60	Feedback	◁	3.90
	4.07	Feel safe		4.15
	3.80	Feel at home		3.80
	3.67	Feel inspired	◁	3.99
	3.90	Regularly engaged		4.12
	3.70	Involved outside lessons		3.82
	3.90	Feedback appreciated		4.00
3.06 ▶	**4.10**	Course evaluations		4.24

General

3.48	**3.41**	Information	◀	3.75
◁ 3.83	**3.41**	Facilities		3.55
	3.53	Study pressure		3.47

"study pressure" is coded as: 1=too low, 3=good, 5=too high

data analysis:
Jeroen Fokker - Departement Computer Science - Utrecht University
Hossein Al Mahmoudi - UBD Teaching Policy - Utrecht University

Master program 60740 DUEM

Nationale Studenten Enquete 2021

Duitse taal en cultuur: educatie en communicatie

Talenonderwijs en Communicatie

Universiteit Utrecht

2018	2021		Faculty
◁ 3.89	**3.12**	Satisfied with program	◁ 3.92
◀ 3.85	**3.00**	General skills	◀ 3.87
3.43	**3.25**	Education feasibility	◁ 3.79
◁ 4.26	**3.62**	Atmosphere	3.99
◁ 4.23	**3.12**	Would choose again	◁ 4.00
◁ 3.86	**3.31**	Content & organisation	◁ 3.83
◁ 3.82	**3.36**	Connection to practice	◁ 3.75
◁ 4.06	**3.34**	Teachers	◁ 4.06
◀ 4.33	**3.00**	English	◀ 4.01
3.70	**3.83**	Counseling	3.87
◁ 3.75	**3.07**	Assessment	◁ 3.80
	3.52	Engagement & contact	◁ 4.02

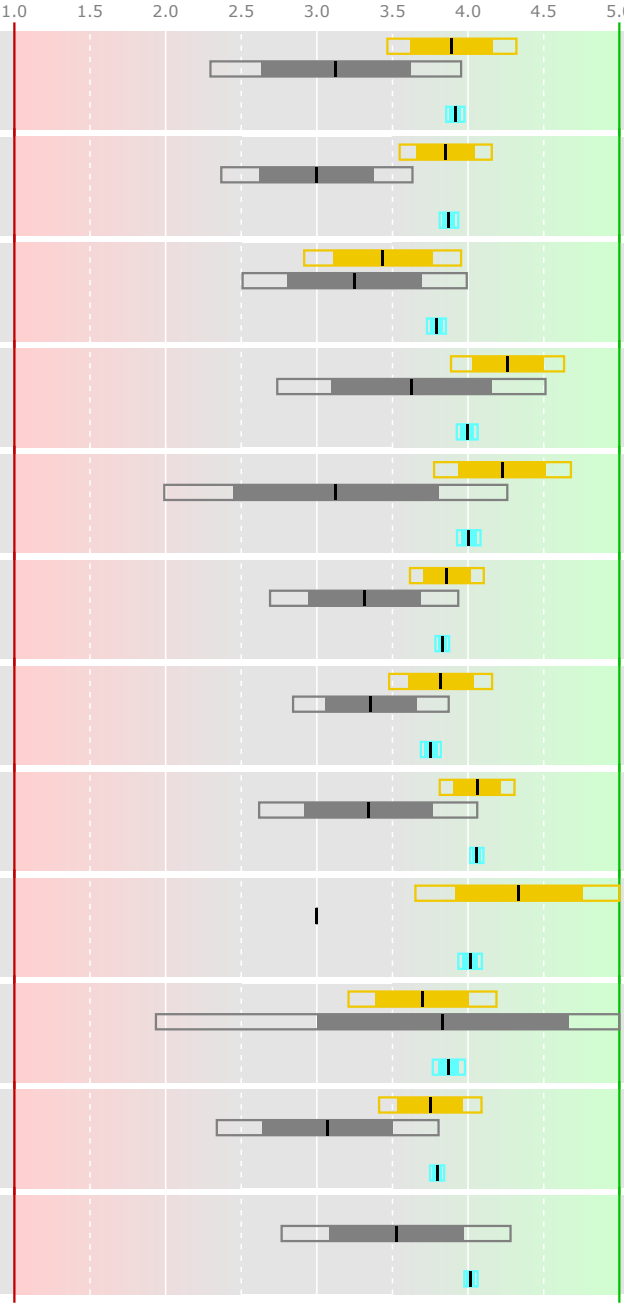

Response: 8 out of 20 = 40.0%

Compared to previous years

program in 2018 (n=28)

DUEM in 2021 (n=8)

95% confidence interval

80% confidence interval

The UU program in 2021 is...

▶ probably better

▷ possibly better

◁ possibly worse

◀ probably worse

...than the comparison group

Compared to Master program in faculty FSW

Faculty FSW

Onderwijswetenschappen (n=51)
Cultural Anthropology: Sociocultural Tr (n=11)
Social & Health Psychology (research) (n=13)
Development and Socialisation in Childh (n=20)
Methodology and Statistics for the Beha (n=26)
Neuroscience and Cognition (n=58)
Communicatie en Educatie van de Natuurw (n=19)
Culturele Antropologie (n=21)
Algemene Sociale Wetenschappen (n=57)
Mens- en Maatschappijonderwijs en Commu (n=1)
Sociology and Social Research (research (n=11)
Educational Sciences: Learning in Inter (n=10)
Sociologie (n=17)
Psychology (n=223)
Pedagogische Wetenschappen (n=120)
Migration, Ethnic relations and Multicu (n=7)
Leraar VHO in de Bètawetenschappen (n=5)
Leraar VHO in de Taal- en cultuurwetens (n=4)
Leraar VHO in de Mens- en Maatschappijw (n=3)
Educatie en Communicatie in de Mens- en (n=19)

Masterprogram 60740 DUEM

Duitse taal en cultuur: educatie en communicatie Talenonderwijs en Communicatie

Content & organisation

2018	2021	Netherlands	Faculty
◁3.81	**3.12**	Satisfied with content	◁3.95
◁4.28	**3.38**	Up-to-date	3.95
4.16	**3.88**	Quality materials	4.00
3.88	**3.38**	Program level	◁4.05
◁3.67	**3.12**	Work methods	◀3.74
3.65	**3.25**	Can broaden/deepen	3.75
	3.12	Program coordination	◁3.64
3.60	**3.25**	Challenging	◁3.92
3.50	**3.12**	Shape your own program	3.57

Connection to practice

◁4.22	**3.38**	Satisfied with practice	3.67
3.73	**3.43**	Skills for practice	3.73
◁3.95	**3.29**	Link to professionals	◁3.78

Teachers

◁4.19	**3.12**	Satisfied with teachers	◁4.15
◁4.23	**3.29**	Involvement	◁4.07
◁3.96	**3.29**	Didactic skills	◁3.99
4.36	**4.00**	Content expertise	4.43
◁4.00	**2.86**	Practice knowledge	◀4.08
◁4.00	**3.00**	Supportive	◁3.91
◁3.85	**3.14**	Inspiring	◁3.76
	3.57	Understandable	◁4.05
	3.57	Encourage questions	◀4.16

Counseling

2018	2021	Netherlands	Faculty
◁3.81	**3.25**	Satisfied with counseling	◁3.79
3.95	**4.00**	Opportunity	3.91
3.71	**3.67**	Quality	3.84

Assessment

3.42	**2.75**	Satisfied with assessment	◁3.72
◁3.91	**3.14**	Exam matches content	◁3.87
◁3.74	**2.71**	Clear criteria	◀3.76
3.74	**3.14**	Quality knowledge exam	◁3.82
3.68	**3.14**	Quality practice exam	◁3.73
	3.29	Exam form follows content	◁3.83
◁3.72	**3.00**	Feedback on exams	◁3.77

Engagement & contact

4.29	**4.00**	Teachers reachable	4.16
	3.14	Feedback	◁3.90
	3.43	Feel safe	◁4.15
	3.14	Feel at home	3.80
	3.43	Feel inspired	3.99
	4.00	Regularly engaged	4.12
	3.71	Involved outside lessons	3.82
	3.43	Feedback appreciated	◀4.00
3.06	**3.43**	Course evaluations	◀4.24

General

◁3.48	**2.62**	Information	◀3.75
◁3.83	**3.12**	Facilities	3.55
	3.50	Study pressure	3.47

"study pressure" is coded as: 1=too low, 3=good, 5=too high

data analysis:
Jeroen Fokker - Departement Computer Science - Utrecht University
Hossein Al Mahmoudi - UBD Teaching Policy - Utrecht University

Master program 60740 ENEM

Nationale Studenten Enquete 2021

Engelse taal en cultuur: educatie en communicatie

Talenonderwijs en Communicatie

Universiteit Utrecht

2018	2021		Faculty
3.89	**3.92**	Satisfied with program	3.92
3.85	**3.67**	General skills	3.87
3.43 ▷	**4.00**	Education feasibility	3.79
4.26	**3.92**	Atmosphere	3.99
4.23	**3.83**	Would choose again	4.00
3.86	**3.79**	Content & organisation	3.83
3.82	**4.08**	Connection to practice	3.75 ▷
4.06	**4.03**	Teachers	4.06
4.33	**4.36**	English	4.01 ▷
3.70	**4.06**	Counseling	3.87
3.75	**3.62**	Assessment	3.80
	3.81	Engagement & contact	4.02

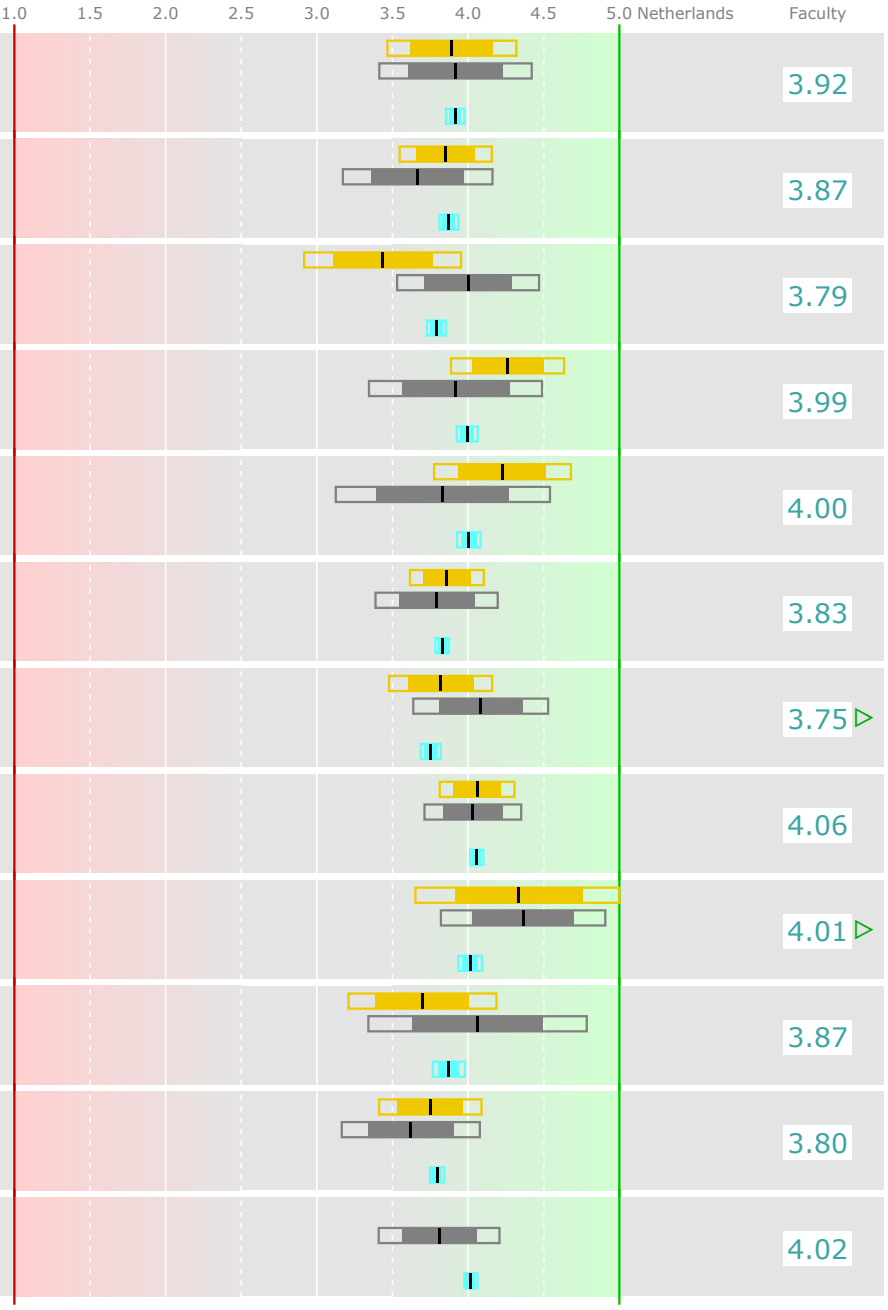

Response: 12 out of 37 = 32.4%

Compared to previous years

program in 2018 (n=28)

ENEM in 2021 (n=12)

95% confidence interval

80% confidence interval

The UU program in 2021 is...

▶ probably better

▷ possibly better

◁ possibly worse

◀ probably worse

...than the comparison group

Compared to Master program in faculty FSW

Faculty FSW

Onderwijswetenschappen (n=51)
Cultural Anthropology: Sociocultural Tr (n=11)
Social & Health Psychology (research) (n=13)
Development and Socialisation in Childh (n=20)
Methodology and Statistics for the Beha (n=26)
Neuroscience and Cognition (n=58)
Communicatie en Educatie van de Natuurw (n=19)
Culturele Antropologie (n=21)
Algemene Sociale Wetenschappen (n=57)
Mens- en Maatschappijonderwijs en Commu (n=1)
Sociology and Social Research (research (n=11)
Educational Sciences: Learning in Inter (n=10)
Sociologie (n=17)
Psychology (n=223)
Pedagogische Wetenschappen (n=120)
Migration, Ethnic relations and Multicu (n=7)
Leraar VHO in de Bètawetenschappen (n=5)
Leraar VHO in de Taal- en cultuurwetens (n=4)
Leraar VHO in de Mens- en Maatschappijw (n=3)
Educatie en Communicatie in de Mens- en (n=19)

Masterprogram 60740 ENEM

Engelse taal en cultuur: educatie en communicatie
Talenonderwijs en Communicatie

Content & organisation

2018	2021	Netherlands	Faculty
3.81	**4.00**	Satisfied with content	3.95
4.28	**4.33**	Up-to-date	3.95
4.16	**4.08**	Quality materials	4.00
3.88	**4.08**	Program level	4.05
3.67	**3.75**	Work methods	3.74
3.65	**3.50**	Can broaden/deepen	3.75
	3.42	Program coordination	3.64
3.60	**3.83**	Challenging	3.92
3.50	**3.33**	Shape your own program	3.57

Connection to practice

4.22	**4.00**	Satisfied with practice	3.67
3.73 ▷	**4.17**	Skills for practice	3.73 ▷
3.95	**4.00**	Link to professionals	3.78

Teachers

4.19	**4.00**	Satisfied with teachers	4.15
◁ 4.23	**3.75**	Involvement	4.07
3.96	**3.92**	Didactic skills	3.99
4.36 ▷	**4.67**	Content expertise	4.43 ▷
4.00	**3.92**	Practice knowledge	4.08
4.00	**3.92**	Supportive	3.91
3.85	**3.67**	Inspiring	3.76
	4.17	Understandable	4.05
	4.25	Encourage questions	4.16

Counseling

2018	2021	Netherlands	Faculty
3.81	**3.78**	Satisfied with counseling	3.79
3.95	**4.00**	Opportunity	3.91
3.71	**4.12**	Quality	3.84

Assessment

3.42	**3.75**	Satisfied with assessment	3.72
3.91	**3.73**	Exam matches content	3.87
3.74	**3.55**	Clear criteria	3.76
3.74	**3.82**	Quality knowledge exam	3.82
3.68	**3.55**	Quality practice exam	3.73
	3.55	Exam form follows content	3.83
3.72	**3.55**	Feedback on exams	3.77

Engagement & contact

4.29	**4.00**	Teachers reachable	4.16
	3.73	Feedback	3.90
	4.00	Feel safe	4.15
	3.73	Feel at home	3.80
	3.55	Feel inspired	3.99
	3.73	Regularly engaged	4.12
	3.45	Involved outside lessons	3.82
	3.73	Feedback appreciated	4.00
3.06 ▶	**4.36**	Course evaluations	4.24

General

3.48	**3.58**	Information	3.75
3.83	**3.83**	Facilities	3.55
	3.75	Study pressure	3.47

"study pressure" is coded as: 1=too low, 3=good, 5=too high

data analysis:
Jeroen Fokker - Departement Computer Science - Utrecht University
Hossein Al Mahmoudi - UBD Teaching Policy - Utrecht University

Master program 60740 FREM

Nationale Studenten Enquete 2021

Franse taal en cultuur: educatie en communicatie

Talenonderwijs en Communicatie

Universiteit Utrecht

2018	2021		Faculty
◁ 3.89	**2.67**	Satisfied with program	◁ 3.92
3.85	**3.33**	General skills	3.87
3.43 ▷	**4.33**	Education feasibility	3.79
◁ 4.26	**3.33**	Atmosphere	◁ 3.99
4.23	**2.67**	Would choose again	4.00
◁ 3.86	**2.19**	Content & organisation	◁ 3.83
3.82	**3.75**	Connection to practice	3.75
◁ 4.06	**3.56**	Teachers	◁ 4.06
4.33		English	4.01
3.70	**4.00**	Counseling	3.87 ▶
3.75	**3.08**	Assessment	3.80
	3.00	Engagement & contact	4.02

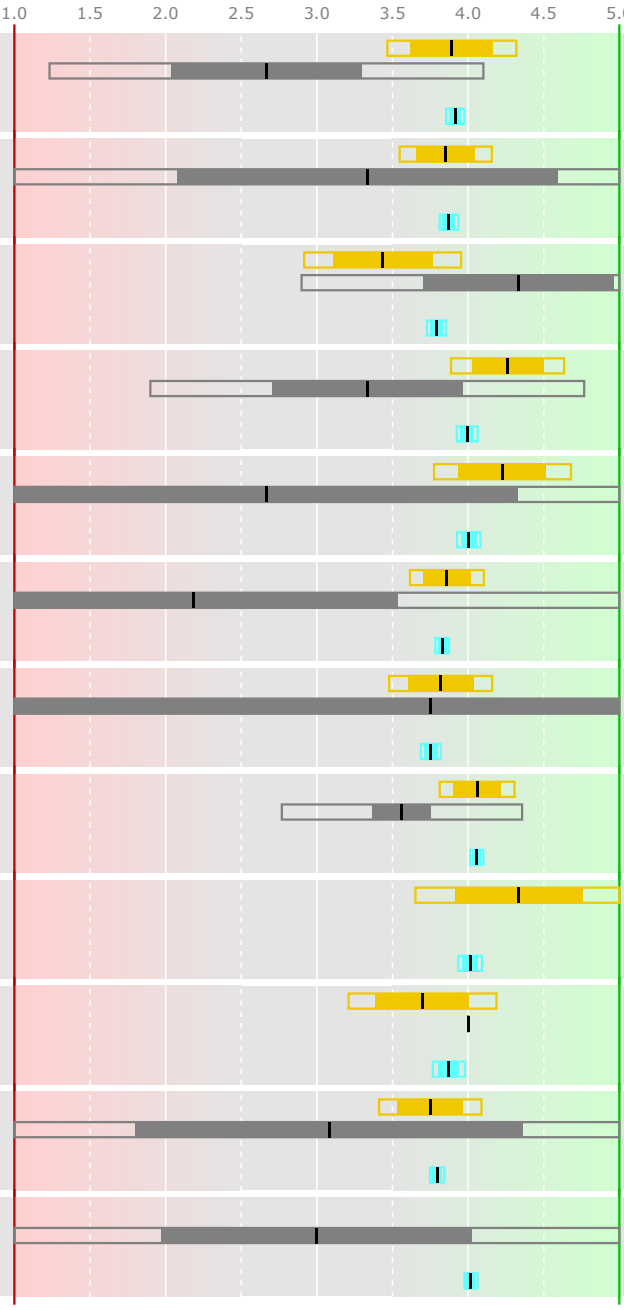

Response: 3 out of 8 = 37.5%

Compared to previous years

program in 2018 (n=28)
FREM in 2021 (n=3)
95% confidence interval
80% confidence interval

The UU program in 2021 is...

▶ probably better
▷ possibly better
◁ possibly worse
◀ probably worse

...than the comparison group

Compared to Master program in faculty FSW

Faculty FSW

Onderwijswetenschappen (n=51)
Cultural Anthropology: Sociocultural Tr (n=11)
Social & Health Psychology (research) (n=13)
Development and Socialisation in Childh (n=20)
Methodology and Statistics for the Beha (n=26)
Neuroscience and Cognition (n=58)
Communicatie en Educatie van de Natuurw (n=19)
Culturele Antropologie (n=21)
Algemene Sociale Wetenschappen (n=57)
Mens- en Maatschappijonderwijs en Commu (n=1)
Sociology and Social Research (research (n=11)
Educational Sciences: Learning in Inter (n=10)
Sociologie (n=17)
Psychology (n=223)
Pedagogische Wetenschappen (n=120)
Migration, Ethnic relations and Multicu (n=7)
Leraar VHO in de Bètawetenschappen (n=5)
Leraar VHO in de Taal- en cultuurwetens (n=4)
Leraar VHO in de Mens- en Maatschappijw (n=3)
Educatie en Communicatie in de Mens- en (n=19)

Masterprogram 60740 FREM

Franse taal en cultuur: educatie en communicatie
Talenonderwijs en Communicatie

Content & organisation

2018	2021		Netherlands	Faculty
◁3.81	**2.33**	Satisfied with content		◁3.95
4.28	**3.00**	Up-to-date		3.95
4.16	**2.00**	Quality materials		4.00
◁3.88	**1.50**	Program level		◁4.05
3.67	**3.50**	Work methods		3.74
◁3.65	**1.50**	Can broaden/deepen		◁3.75
	2.00	Program coordination		◀3.64
◁3.60	**1.50**	Challenging		◁3.92
3.50	**2.50**	Shape your own program		3.57

Connection to practice

4.22	**3.67**	Satisfied with practice		3.67
3.73	**3.50**	Skills for practice		3.73
3.95	**4.00**	Link to professionals		3.78

Teachers

◁4.19	**3.33**	Satisfied with teachers		◁4.15
4.23	**4.00**	Involvement		4.07
◁3.96	**3.00**	Didactic skills		◀3.99
4.36	**4.00**	Content expertise		◀4.43
4.00	**2.50**	Practice knowledge		◁4.08
4.00	**3.50**	Supportive		3.91
3.85	**2.50**	Inspiring		3.76
	4.50	Understandable		4.05
	4.50	Encourage questions		4.16

Counseling

2018	2021		Netherlands	Faculty
◀3.81	**3.00**	Satisfied with counseling		◀3.79
3.95	**4.00**	Opportunity		3.91▷
3.71	**4.00**	Quality		3.84▶

Assessment

3.42	**3.33**	Satisfied with assessment		3.72
3.91	**3.50**	Exam matches content		3.87
3.74	**2.50**	Clear criteria		3.76
3.74	**2.50**	Quality knowledge exam		3.82
3.68	**3.50**	Quality practice exam		3.73
	2.50	Exam form follows content		3.83
3.72	**4.00**	Feedback on exams		3.77▷

Engagement & contact

4.29	**3.50**	Teachers reachable		4.16
	3.50	Feedback		3.90
	4.00	Feel safe		◁4.15
	2.00	Feel at home		3.80
	2.00	Feel inspired		3.99
	2.50	Regularly engaged		4.12
	2.50	Involved outside lessons		3.82
	3.50	Feedback appreciated		4.00
3.06	**3.50**	Course evaluations		4.24

General

3.48	**3.00**	Information		3.75
◀3.83	**2.00**	Facilities		◀3.55
	2.50	Study pressure		3.47

"study pressure" is coded as: 1=too low, 3=good, 5=too high

data analysis:
Jeroen Fokker - Departement Computer Science - Utrecht University
Hossein Al Mahmoudi - UBD Teaching Policy - Utrecht University

Master program 60740 NEEM

Nationale Studenten Enquete 2021

Nederlandse taal en cultuur: educatie en communicatie

Talenonderwijs en Communicatie

Universiteit Utrecht

2018	2021		Faculty
3.89 ▷	**4.40**	Satisfied with program	3.92 ▷
3.85	**3.60**	General skills	3.87
3.43 ▷	**4.40**	Education feasibility	3.79 ▷
4.26	**4.20**	Atmosphere	3.99
4.23	**4.60**	Would choose again	4.00 ▷
3.86	**3.88**	Content & organisation	3.83
3.82	**4.00**	Connection to practice	3.75
4.06	**4.35**	Teachers	4.06 ▷
4.33		English	4.01
3.70	**4.00**	Counseling	3.87 ▶
3.75	**4.10**	Assessment	3.80 ▷
	4.49	Engagement & contact	4.02 ▶

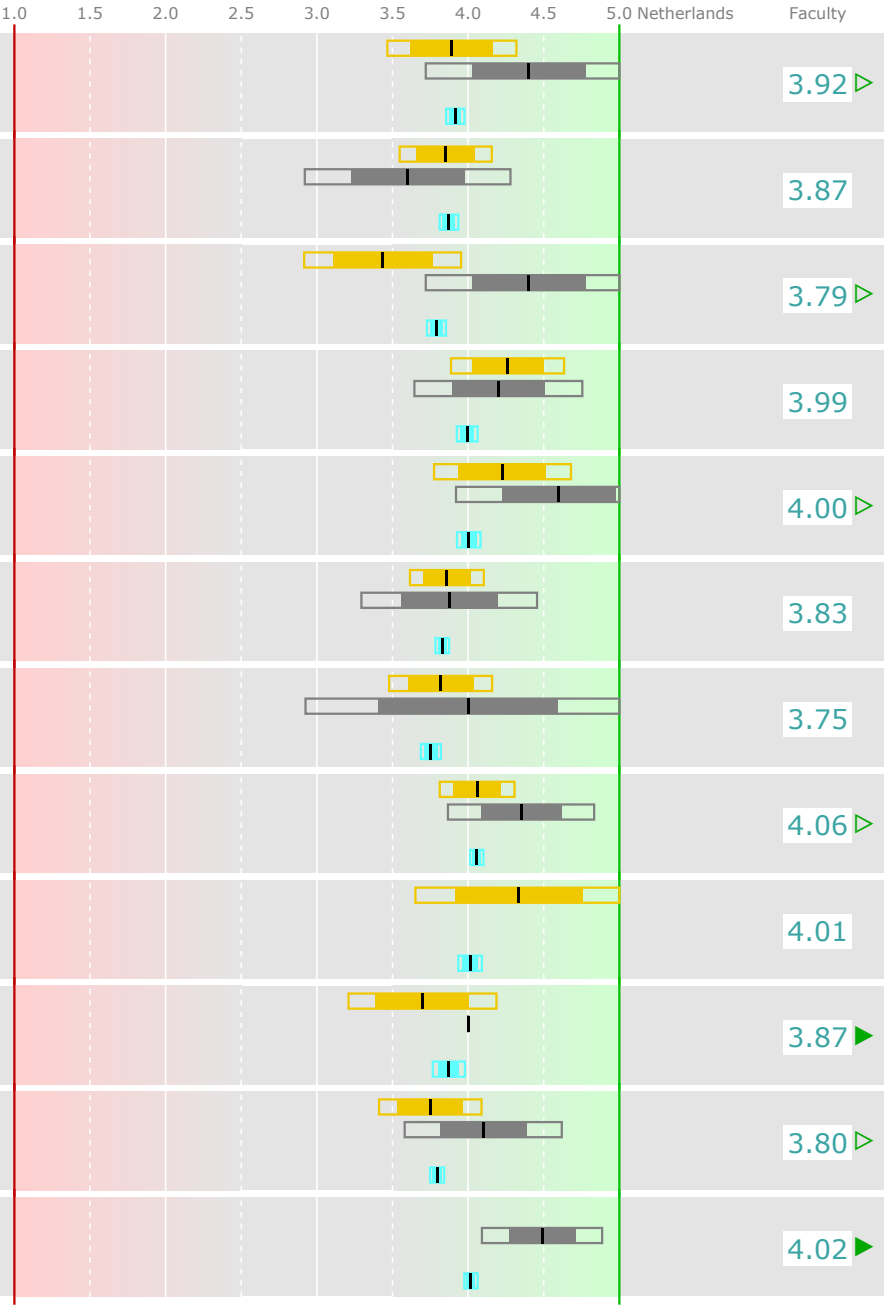

Response: 5 out of 23 = 21.7%

Compared to previous years

program in 2018 (n=28)

NEEM in 2021 (n=5)

95% confidence interval

80% confidence interval

The UU program in 2021 is...

▶ probably better

▷ possibly better

◁ possibly worse

◀ probably worse

...than the comparison group

Compared to Master program in faculty FSW

Faculty FSW

Onderwijswetenschappen (n=51)
Cultural Anthropology: Sociocultural Tr (n=11)
Social & Health Psychology (research) (n=13)
Development and Socialisation in Childh (n=20)
Methodology and Statistics for the Beha (n=26)
Neuroscience and Cognition (n=58)
Communicatie en Educatie van de Natuurw (n=19)
Culturele Antropologie (n=21)
Algemene Sociale Wetenschappen (n=57)
Mens- en Maatschappijonderwijs en Commu (n=1)
Sociology and Social Research (research (n=11)
Educational Sciences: Learning in Inter (n=10)
Sociologie (n=17)
Psychology (n=223)
Pedagogische Wetenschappen (n=120)
Migration, Ethnic relations and Multicu (n=7)
Leraar VHO in de Bètawetenschappen (n=5)
Leraar VHO in de Taal- en cultuurwetens (n=4)
Leraar VHO in de Mens- en Maatschappijw (n=3)
Educatie en Communicatie in de Mens- en (n=19)

Masterprogram 60740 NEEM

Nederlandse taal en cultuur: educatie en communicatie Talenonderwijs en Communicatie

Content & organisation

2018	2021		Netherlands	Faculty
3.81	**3.80**	Satisfied with content		3.95
4.28	**4.60**	Up-to-date		3.95 ▷
4.16	**4.20**	Quality materials		4.00
3.88	**4.40**	Program level		4.05
3.67	**4.00**	Work methods		3.74
3.65	**3.20**	Can broaden/deepen		3.75
	3.60	Program coordination		3.64
3.60	**3.60**	Challenging		3.92
3.50	**3.40**	Shape your own program		3.57

Connection to practice

4.22	**4.00**	Satisfied with practice		3.67
3.73	**4.20**	Skills for practice		3.73
3.95	**3.80**	Link to professionals		3.78

Teachers

4.19	**4.20**	Satisfied with teachers		4.15
4.23	**4.60**	Involvement		4.07 ▷
3.96	**4.20**	Didactic skills		3.99
4.36	**4.60**	Content expertise		4.43
4.00	**4.00**	Practice knowledge		4.08
4.00	**4.20**	Supportive		3.91
3.85	**4.00**	Inspiring		3.76
	4.40	Understandable		4.05
	4.80	Encourage questions		4.16 ▶

Counseling

2018	2021		Netherlands	Faculty
◀ 3.81	**3.00**	Satisfied with counseling		◀ 3.79
3.95	**4.00**	Opportunity		3.91 ▷
3.71	**4.00**	Quality		3.84 ▶

Assessment

3.42	**3.80**	Satisfied with assessment		3.72
3.91	**4.20**	Exam matches content		3.87
3.74	**4.20**	Clear criteria		3.76
3.74 ▷	**4.40**	Quality knowledge exam		3.82 ▷
3.68	**3.80**	Quality practice exam		3.73
	4.20	Exam form follows content		3.83 ▷
3.72	**3.80**	Feedback on exams		3.77

Engagement & contact

4.29	**4.60**	Teachers reachable		4.16 ▷
	4.00	Feedback		3.90
	4.80	Feel safe		4.15 ▶
	5.00	Feel at home		3.80 ▶
	4.40	Feel inspired		3.99
	4.00	Regularly engaged		4.12
	4.60	Involved outside lessons		3.82 ▷
	4.60	Feedback appreciated		4.00 ▷
3.06 ▷	**4.40**	Course evaluations		4.24

General

3.48	**3.80**	Information		3.75
3.83	**3.80**	Facilities		3.55
	3.20	Study pressure		3.47

"study pressure" is coded as: 1=too low, 3=good, 5=too high

data analysis:
Jeroen Fokker - Departement Computer Science - Utrecht University
Hossein Al Mahmoudi - UBD Teaching Policy - Utrecht University

Master program 60740 SPEM

Nationale Studenten Enquete 2021

Spaanse taal en cultuur: educatie en communicatie

Talenonderwijs en Communicatie

Universiteit Utrecht

2018	2021		Faculty
3.89	**4.00**	Satisfied with program	3.92 ▶
3.85	**4.00**	General skills	3.87 ▶
3.43 ▷	**4.00**	Education feasibility	3.79
◁ 4.26	**3.67**	Atmosphere	◁ 3.99
4.23	**4.17**	Would choose again	4.00
3.86	**3.94**	Content & organisation	3.83
3.82	**3.90**	Connection to practice	3.75
4.06	**3.92**	Teachers	4.06
4.33	**3.50**	English	4.01
3.70 ▷	**4.50**	Counseling	3.87 ▷
3.75	**3.67**	Assessment	3.80
	4.24	Engagement & contact	4.02

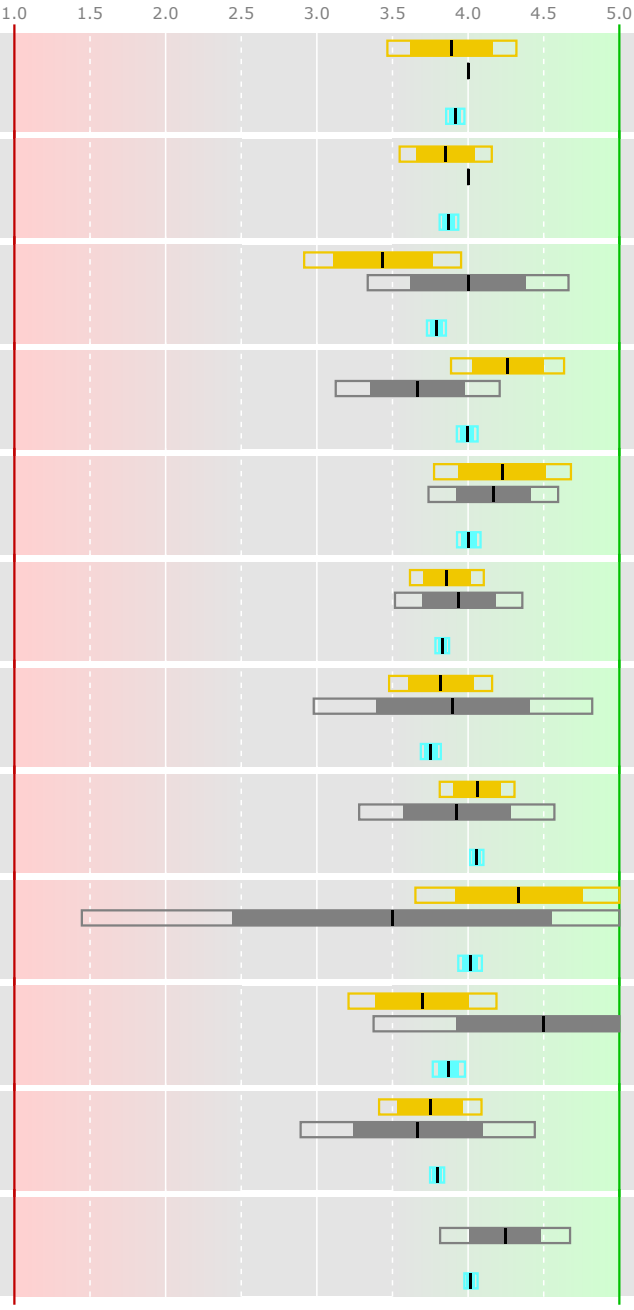

Response: 6 out of 16 = 37.5%

Compared to previous years

program in 2018 (n=28)

SPEM in 2021 (n=6)

95% confidence interval

80% confidence interval

The UU program in 2021 is...

▶ probably better

▷ possibly better

◁ possibly worse

◀ probably worse

...than the comparison group

Compared to Master program in faculty FSW

Faculty FSW

Onderwijswetenschappen (n=51)
Cultural Anthropology: Sociocultural Tr (n=11)
Social & Health Psychology (research) (n=13)
Development and Socialisation in Childh (n=20)
Methodology and Statistics for the Beha (n=26)
Neuroscience and Cognition (n=58)
Communicatie en Educatie van de Natuurw (n=19)
Culturele Antropologie (n=21)
Algemene Sociale Wetenschappen (n=57)
Mens- en Maatschappijonderwijs en Commu (n=1)
Sociology and Social Research (research (n=11)
Educational Sciences: Learning in Inter (n=10)
Sociologie (n=17)
Psychology (n=223)
Pedagogische Wetenschappen (n=120)
Migration, Ethnic relations and Multicu (n=7)
Leraar VHO in de Bètawetenschappen (n=5)
Leraar VHO in de Taal- en cultuurwetens (n=4)
Leraar VHO in de Mens- en Maatschappijw (n=3)
Educatie en Communicatie in de Mens- en (n=19)

Masterprogram 60740 SPEM

Spaanse taal en cultuur: educatie en communicatie Talenonderwijs en Communicatie

Content & organisation

2018	2021		Netherlands	Faculty
3.81 ▷	**4.17**	Satisfied with content		3.95
4.28	**4.17**	Up-to-date		3.95
4.16	**3.83**	Quality materials		4.00
3.88	**4.17**	Program level		4.05
3.67	**3.67**	Work methods		3.74
3.65	**4.00**	Can broaden/deepen		3.75
	4.00	Program coordination		3.64
3.60	**3.83**	Challenging		3.92
3.50	**3.83**	Shape your own program		3.57

Connection to practice

4.22	**4.00**	Satisfied with practice		3.67
3.73	**3.80**	Skills for practice		3.73
3.95	**4.00**	Link to professionals		3.78

Teachers

4.19	**4.17**	Satisfied with teachers		4.15
4.23	**4.40**	Involvement		4.07
3.96	**3.80**	Didactic skills		3.99
4.36	**4.20**	Content expertise		4.43
4.00	**3.60**	Practice knowledge		◁ 4.08
◁ 4.00	**3.40**	Supportive		◁ 3.91
◁ 3.85	**3.20**	Inspiring		◀ 3.76
	4.20	Understandable		4.05
	4.60	Encourage questions		4.16 ▷

Counseling

2018	2021		Netherlands	Faculty
3.81	**4.00**	Satisfied with counseling		3.79 ▶
3.95	**4.50**	Opportunity		3.91
3.71 ▷	**4.50**	Quality		3.84 ▷

Assessment

3.42	**3.83**	Satisfied with assessment		3.72
3.91	**3.80**	Exam matches content		3.87
◁ 3.74	**3.20**	Clear criteria		◁ 3.76
3.74	**4.00**	Quality knowledge exam		3.82
3.68	**3.60**	Quality practice exam		3.73
	3.80	Exam form follows content		3.83
3.72	**3.60**	Feedback on exams		3.77

Engagement & contact

4.29	**4.40**	Teachers reachable		4.16
	3.60	Feedback		3.90
	4.40	Feel safe		4.15
	4.40	Feel at home		3.80 ▷
	4.20	Feel inspired		3.99
	4.60	Regularly engaged		4.12 ▷
	3.80	Involved outside lessons		3.82
	4.40	Feedback appreciated		4.00 ▷
3.06 ▶	**4.40**	Course evaluations		4.24

General

3.48 ▷	**4.00**	Information		3.75 ▶
◁ 3.83	**3.33**	Facilities		3.55
	3.80	Study pressure		3.47

"study pressure" is coded as: 1=too low, 3=good, 5=too high

data analysis:
Jeroen Fokker - Departement Computer Science - Utrecht University
Hossein Al Mahmoudi - UBD Teaching Policy - Utrecht University

Master program 60741

Recht en onderneming

Nationale Studenten Enquete 2021

Universiteit Utrecht

2018	2021		Faculty
4.06	**3.86**	Satisfied with program	3.89
3.59	**3.76**	General skills	3.90
3.86	**3.81**	Education feasibility	3.78
◁ 4.00	**3.52**	Atmosphere	◀ 3.97
◁ 4.29	**3.86**	Would choose again	3.96
3.99	**3.85**	Content & organisation	3.88
3.07	**3.03**	Connection to practice	◁ 3.34
3.88	**4.06**	Teachers	4.01
3.17	**3.40**	English	◁ 4.22
3.43		Counseling	3.86
3.71	**3.50**	Assessment	3.65
	3.99	Engagement & contact	3.97

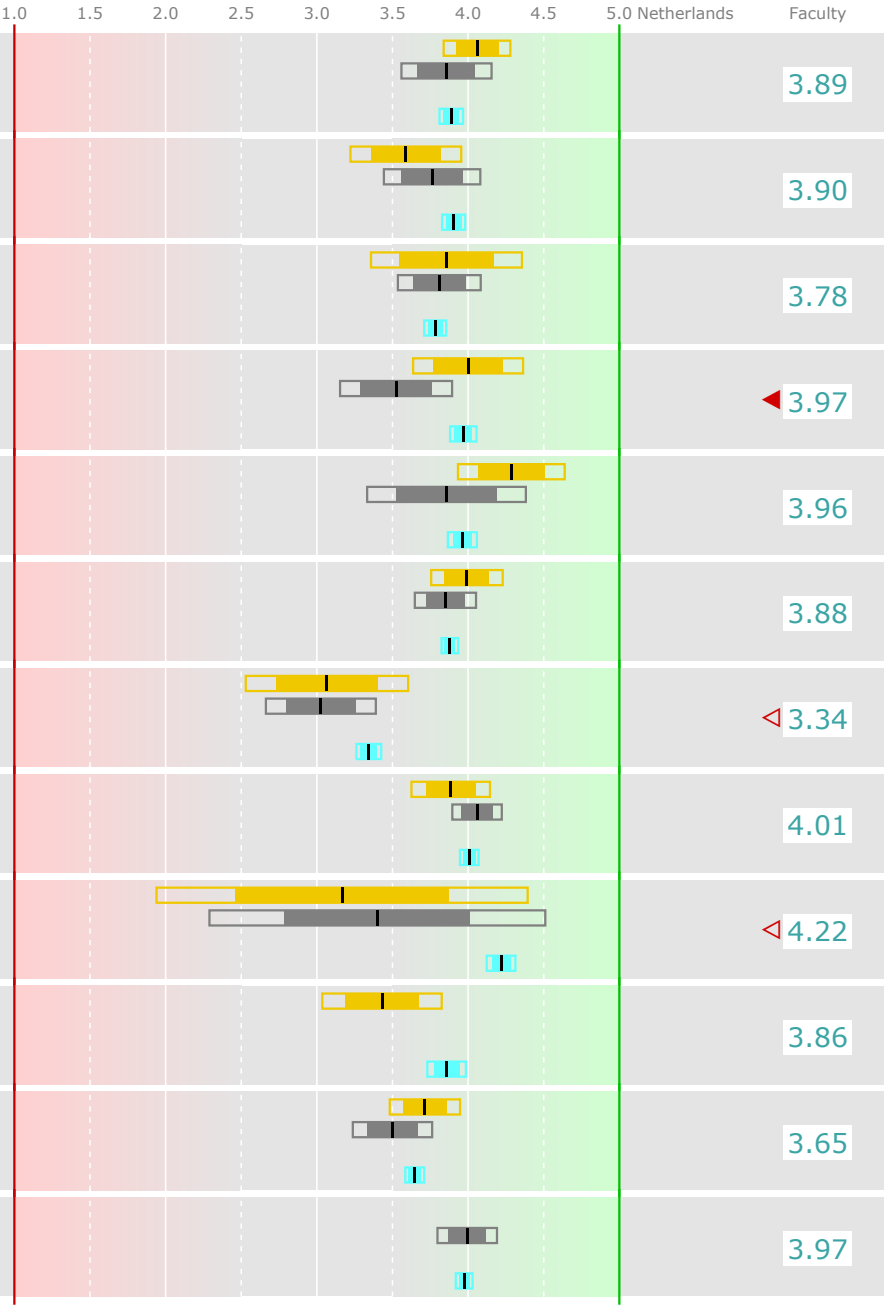

Response: 21 out of 93 = 22.6%

Compared to previous years

program in 2018 (n=17)
program in 2021 (n=21)
95% confidence interval
80% confidence interval

The UU program in 2021 is...
▶ probably better
▷ possibly better
◁ possibly worse
◀ probably worse
...than the comparison group

Compared to Master program in faculty REBO

Faculty REBO

Economics of Competition and Regulation (n=3)
Economics of Public Policy and Manageme (n=20)
Research in Public Administration and O (n=8)
Bestuurs- en Organisatiewetenschap (n=94)
European Law (n=44)
International Economics and Business (n=111)
Law and Economics (n=15)
Legal Research (research) (n=12)
Public International Law (n=52)
Multidisciplinary Economics (research) (n=10)
Nederlands Recht (n=80)
Criminologie (n=36)
Notarieel Recht (n=11)
Bestuurs- en Organisatiewetenschap (dee (n=25)

Masterprogram 60741

Recht en onderneming

Content & organisation

2018	2021		Netherlands	Faculty
4.00	**4.10**	Satisfied with content		4.04
4.06 ▶	**4.48**	Up-to-date		4.11 ▶
3.88	**4.14**	Quality materials		4.01
4.19	**4.19**	Program level		4.02
3.88	**3.62**	Work methods		3.76
3.86	**3.50**	Can broaden/deepen		◀ 3.96
	3.50	Program coordination		◁ 3.72
3.71 ▷	**4.05**	Challenging		3.95
3.57	**3.25**	Shape your own program		◁ 3.51

Connection to practice

3.24	**3.52**	Satisfied with practice		3.47
3.13	**3.21**	Skills for practice		3.45
3.07	**2.84**	Link to professionals		◁ 3.23

Teachers

3.94 ▶	**4.43**	Satisfied with teachers		4.03 ▶
4.00	**3.89**	Involvement		4.00
4.07	**4.05**	Didactic skills		3.96
4.29 ▷	**4.53**	Content expertise		4.37
3.79 ▷	**4.21**	Practice knowledge		3.95 ▷
◁ 4.07	**3.79**	Supportive		3.85
3.50	**3.68**	Inspiring		3.74
	4.11	Understandable		4.02
	4.21	Encourage questions		4.18

Counseling

2018	2021		Netherlands	Faculty
3.29 ▶	**4.00**	Satisfied with counseling		3.80 ▶
3.46		Opportunity		3.88
3.45		Quality		3.84

Assessment

3.47	**3.33**	Satisfied with assessment		3.53
3.79	**3.53**	Exam matches content		3.72
3.64	**3.53**	Clear criteria		3.58
3.71	**3.58**	Quality knowledge exam		3.72
3.69	**3.58**	Quality practice exam		3.59
	3.58	Exam form follows content		3.75
3.50	**3.21**	Feedback on exams		◁ 3.54

Engagement & contact

4.07	**4.21**	Teachers reachable		4.21
	3.68	Feedback		3.72
	4.42	Feel safe		4.17 ▷
	3.95	Feel at home		3.82
	3.89	Feel inspired		3.97
	4.32	Regularly engaged		4.12
	3.63	Involved outside lessons		3.69
	3.68	Feedback appreciated		◁ 3.95
3.38 ▶	**4.16**	Course evaluations		4.14

General

◁ 3.94	**3.57**	Information		◁ 3.84
◁ 3.76	**3.29**	Facilities		3.35
	3.30	Study pressure		3.55

"study pressure" is coded as: 1=too low, 3=good, 5=too high

data analysis:
Jeroen Fokker - Departement Computer Science - Utrecht University
Hossein Al Mahmoudi - UBD Teaching Policy - Utrecht University

Master program 60742

Law and Economics

Nationale Studenten Enquete 2021

Universiteit Utrecht

2018	2021		Faculty
4.24	**4.40**	Satisfied with program	3.87 ▶
4.24	**4.13**	General skills	3.89
3.79	**4.07**	Education feasibility	3.78 ▷
◁ 4.53	**4.07**	Atmosphere	3.95
4.23	**4.00**	Would choose again	3.96
4.14	**4.12**	Content & organisation	3.87
3.89	**3.50**	Connection to practice	3.33
4.36	**4.22**	Teachers	4.00
4.71	**4.42**	English	4.20
4.14	**3.92**	Counseling	3.86
4.07	**3.67**	Assessment	3.64
	4.12	Engagement & contact	3.97

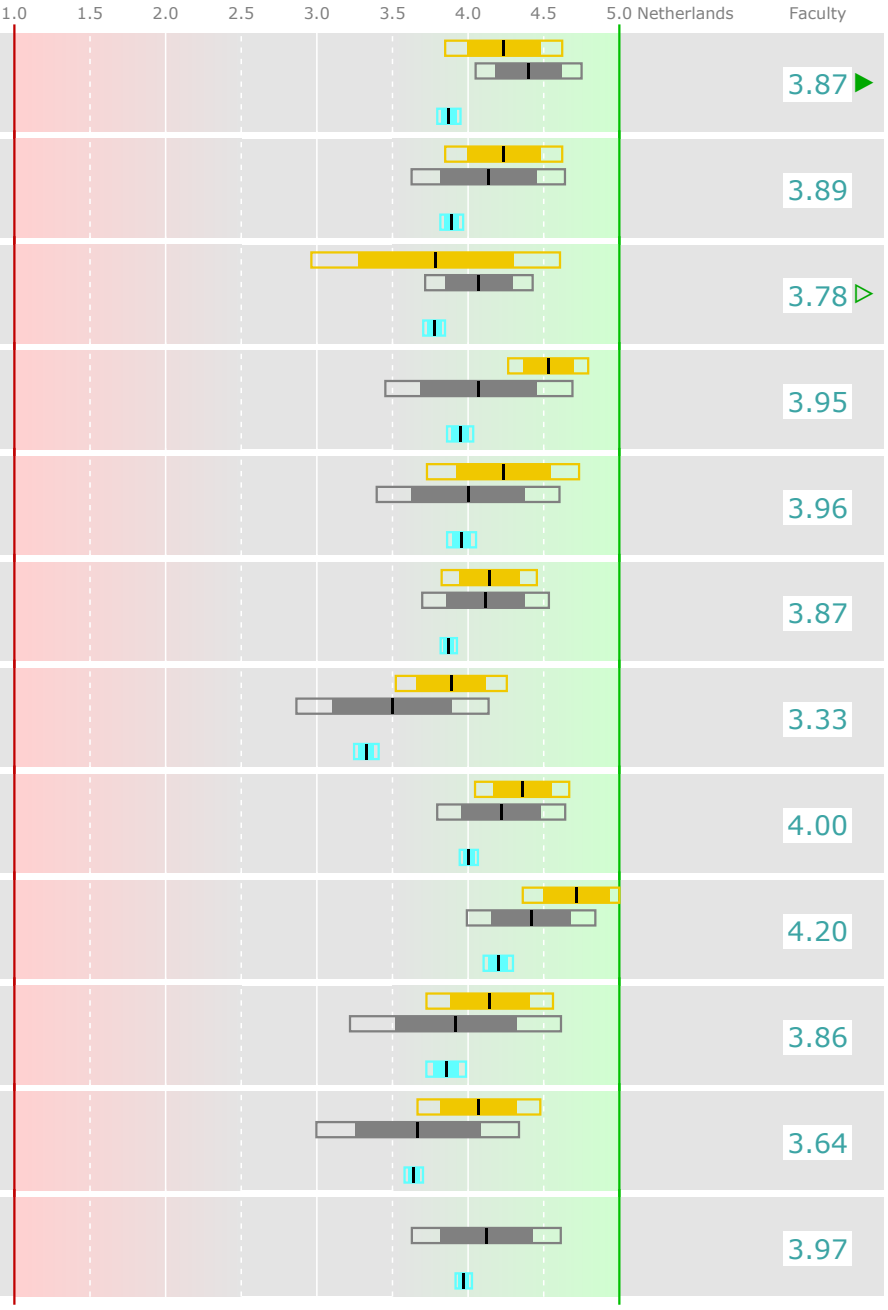

Response: 15 out of 54 = 27.8%

Compared to previous years

program in 2018 (n=17)
program in 2021 (n=15)
95% confidence interval
80% confidence interval

The UU program in 2021 is...
▶ probably better
▷ possibly better
◁ possibly worse
◀ probably worse
...than the comparison group

Compared to Master program in faculty REBO

Faculty REBO

Economics of Competition and Regulation (n=3)
Economics of Public Policy and Manageme (n=20)
Research in Public Administration and O (n=8)
Bestuurs- en Organisatiewetenschap (n=94)
European Law (n=44)
International Economics and Business (n=111)
Recht en onderneming (n=21)
Legal Research (research) (n=12)
Public International Law (n=52)
Multidisciplinary Economics (research) (n=10)
Nederlands Recht (n=80)
Criminologie (n=36)
Notarieel Recht (n=11)
Bestuurs- en Organisatiewetenschap (dee (n=25)

Masterprogram 60742

Law and Economics

Content & organisation

2018	2021		Netherlands	Faculty
4.24	**4.20**	Satisfied with content		4.03
4.41	**4.31**	Up-to-date		4.12
4.18	**4.15**	Quality materials		4.01
4.12	**4.23**	Program level		4.02
4.24	**3.92**	Work methods		3.75
4.31	**4.54**	Can broaden/deepen		3.93 ▶
	3.69	Program coordination		3.72
4.15	**4.38**	Challenging		3.94 ▶
4.08	**3.69**	Shape your own program		3.49

Connection to practice

3.94	**3.80**	Satisfied with practice		3.46
3.80	**3.67**	Skills for practice		3.44
◁ 4.07	**3.33**	Link to professionals		3.22

Teachers

4.00	**4.20**	Satisfied with teachers		4.04
4.29	**4.42**	Involvement		3.98 ▶
4.21	**4.00**	Didactic skills		3.96
4.64	**4.42**	Content expertise		4.38
4.50	**4.08**	Practice knowledge		3.95
4.21	**4.00**	Supportive		3.84
4.14	**4.00**	Inspiring		3.73
	4.25	Understandable		4.01
	4.58	Encourage questions		4.17 ▷

Counseling

2018	2021		Netherlands	Faculty
4.18	**3.86**	Satisfied with counseling		3.80
4.07	**3.83**	Opportunity		3.88
4.23	**4.00**	Quality		3.83

Assessment

3.94	**3.43**	Satisfied with assessment		3.52
4.00	**4.17**	Exam matches content		3.70 ▷
◁ 4.14	**3.42**	Clear criteria		3.58
4.00	**3.67**	Quality knowledge exam		3.71
◁ 4.14	**3.42**	Quality practice exam		3.59
	3.83	Exam form follows content		3.74
◁ 4.21	**3.50**	Feedback on exams		3.52

Engagement & contact

4.29	**4.50**	Teachers reachable		4.20 ▷
	3.92	Feedback		3.71
	4.50	Feel safe		4.17 ▷
	3.67	Feel at home		3.83
	4.33	Feel inspired		3.96 ▷
	4.33	Regularly engaged		4.12
	3.58	Involved outside lessons		3.69
	3.83	Feedback appreciated		3.94
4.10	**4.42**	Course evaluations		4.14

General

3.59 ▷	**4.20**	Information		3.82 ▷
◁ 4.24	**3.47**	Facilities		3.34
	3.77	Study pressure		3.53

"study pressure" is coded as: 1=too low, 3=good, 5=too high

data analysis:
Jeroen Fokker - Departement Computer Science - Utrecht University
Hossein Al Mahmoudi - UBD Teaching Policy - Utrecht University

Master program 60744

Legal Research (research)

Nationale Studenten Enquete 2021

Universiteit Utrecht

2018	2021		Faculty
4.44	**4.42**	Satisfied with program	3.88 ▶
4.54	**4.45**	General skills	3.89 ▶
◁ 4.40	**3.82**	Education feasibility	3.78
4.58	**4.18**	Atmosphere	3.95
4.56	**4.60**	Would choose again	3.95 ▶
4.34	**4.36**	Content & organisation	3.87 ▶
3.54	**3.55**	Connection to practice	3.33
4.35	**4.36**	Teachers	4.00 ▶
4.08	**4.20**	English	4.21
4.36 ▷	**4.75**	Counseling	3.82 ▶
4.11	**4.10**	Assessment	3.63 ▶
	4.26	Engagement & contact	3.97 ▷

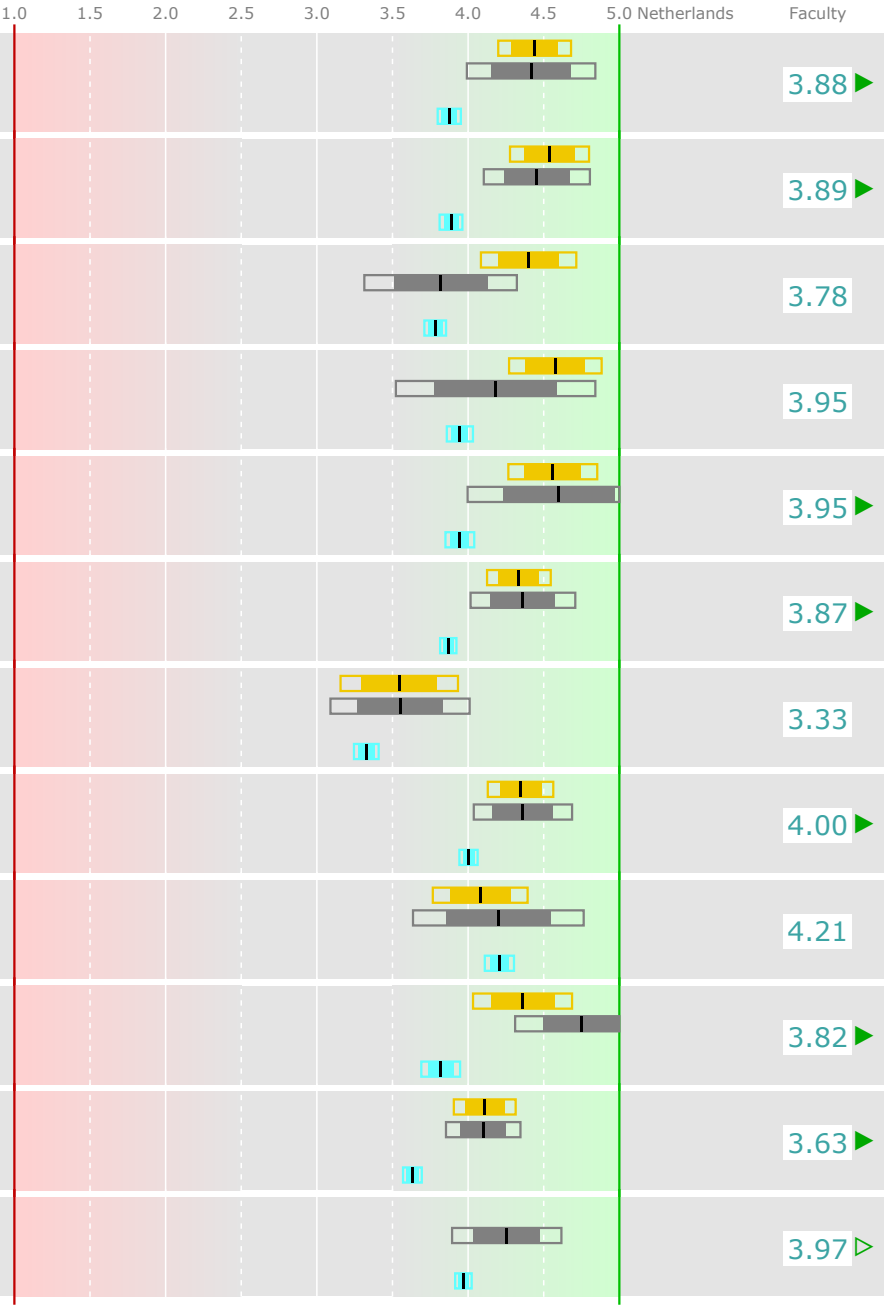

Response: 12 out of 42 = 28.6%

Compared to previous years

- program in 2018 (n=25)
- program in 2021 (n=12)
- 95% confidence interval
- 80% confidence interval

The UU program in 2021 is...

- ▶ probably better
- ▷ possibly better
- ◁ possibly worse
- ◀ probably worse

...than the comparison group

Compared to Master program in faculty REBO

Faculty REBO

Economics of Competition and Regulation (n=3)
Economics of Public Policy and Manageme (n=20)
Research in Public Administration and O (n=8)
Bestuurs- en Organisatiewetenschap (n=94)
European Law (n=44)
International Economics and Business (n=111)
Recht en onderneming (n=21)
Law and Economics (n=15)
Public International Law (n=52)
Multidisciplinary Economics (research) (n=10)
Nederlands Recht (n=80)
Criminologie (n=36)
Notarieel Recht (n=11)
Bestuurs- en Organisatiewetenschap (dee (n=25)

Masterprogram 60744

Legal Research (research)

Content & organisation

2018	2021	Netherlands	Faculty
4.31	**4.45**	Satisfied with content	4.03 ▷
4.40	**4.00**	Up-to-date	4.13
4.35	**4.50**	Quality materials	4.00 ▶
4.65	**4.50**	Program level	4.02 ▶
4.15	**4.00**	Work methods	3.75
4.60	**4.60**	Can broaden/deepen	3.93 ▶
	4.30	Program coordination	3.70 ▷
4.64	**4.30**	Challenging	3.95 ▷
4.64	**4.70**	Shape your own program	3.47 ▶

Connection to practice

3.85	**4.00**	Satisfied with practice	3.46 ▷
3.65	**3.60**	Skills for practice	3.44
3.38	**3.50**	Link to professionals	3.21

Teachers

4.38 ▶	**4.82**	Satisfied with teachers	4.03 ▶
◁ 4.68	**4.40**	Involvement	3.98 ▶
4.16	**4.20**	Didactic skills	3.96
4.72	**4.70**	Content expertise	4.37 ▷
3.96	**4.10**	Practice knowledge	3.95
4.52	**4.50**	Supportive	3.84 ▶
4.32	**4.30**	Inspiring	3.73 ▷
	4.40	Understandable	4.01 ▶
	4.30	Encourage questions	4.18

Counseling

2018	2021	Netherlands	Faculty
4.38	**4.57**	Satisfied with counseling	3.76 ▶
4.56	**4.83**	Opportunity	3.83 ▶
4.36	**4.67**	Quality	3.80 ▶

Assessment

4.15	**3.91**	Satisfied with assessment	3.51 ▶
4.20	**4.30**	Exam matches content	3.70 ▶
3.80	**4.10**	Clear criteria	3.57 ▶
4.16	**4.00**	Quality knowledge exam	3.71 ▷
◁ 4.28	**3.90**	Quality practice exam	3.58 ▷
	3.90	Exam form follows content	3.74
4.12	**4.40**	Feedback on exams	3.50 ▶

Engagement & contact

4.56	**4.60**	Teachers reachable	4.20 ▶
	4.00	Feedback	3.71
	4.10	Feel safe	4.18
	4.30	Feel at home	3.81 ▷
	4.30	Feel inspired	3.96 ▷
	4.40	Regularly engaged	4.12
	4.00	Involved outside lessons	3.68
	4.10	Feedback appreciated	3.93
3.96 ▷	**4.50**	Course evaluations	4.14 ▷

General

4.35	**4.55**	Information	3.82 ▶
4.73	**4.55**	Facilities	3.32 ▶
	3.80	Study pressure	3.53

"study pressure" is coded as: 1=too low, 3=good, 5=too high

data analysis:
Jeroen Fokker - Departement Computer Science - Utrecht University
Hossein Al Mahmoudi - UBD Teaching Policy - Utrecht University

Master program 60745

Culturele Antropologie

Nationale Studenten Enquete 2021

Universiteit Utrecht

	2018	2021		Netherlands	Faculty
	3.39 ▶	**4.29**	Satisfied with program	3.89 ▶	3.89 ▶
	3.44 ▷	**4.00**	General skills	3.77 ▷	3.85
	3.60	**3.71**	Education feasibility	3.78	3.80
	3.94	**4.10**	Atmosphere	4.21	3.98
	3.21 ▶	**4.48**	Would choose again	3.75 ▶	3.98 ▶
	3.53 ▶	**4.20**	Content & organisation	3.86 ▶	3.81 ▶
	3.12	**3.12**	Connection to practice	2.91	◀ 3.78
	3.86 ▶	**4.37**	Teachers	4.12 ▶	4.04 ▶
	4.38	**4.43**	English	4.45	4.00 ▶
	3.16	**3.50**	Counseling	◀ 4.10	◁ 3.90
	3.64	**3.91**	Assessment	3.78	3.78
		4.36	Engagement & contact	4.02 ▶	4.00 ▶

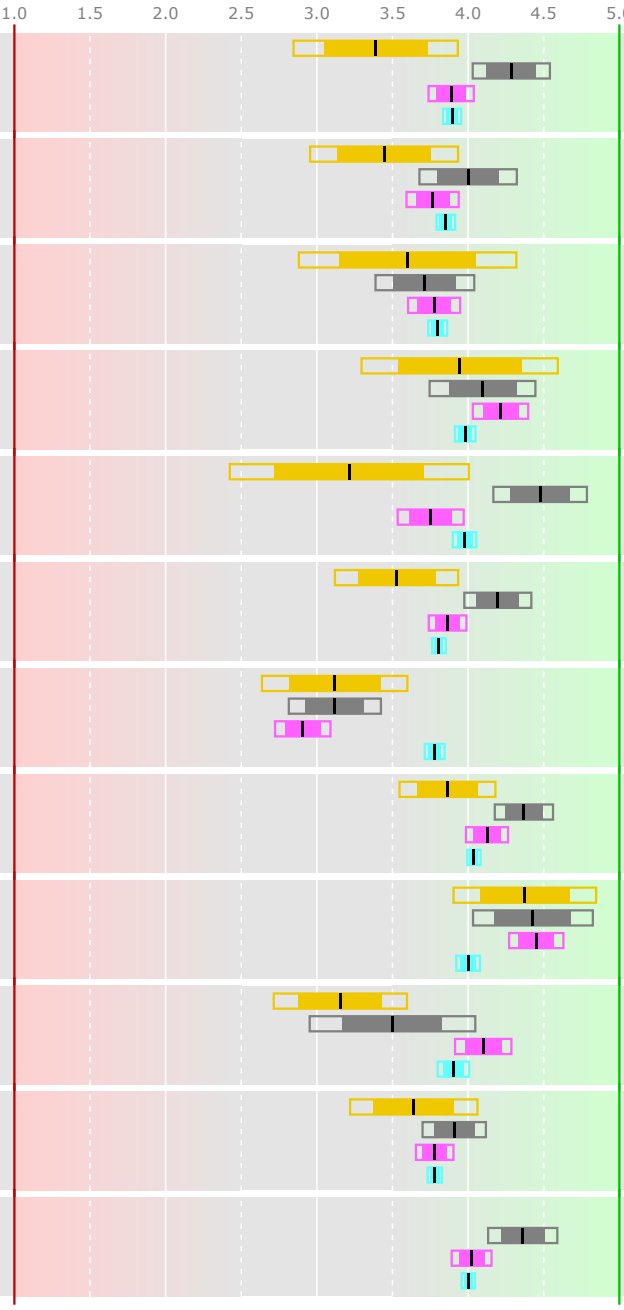

Response: 21 out of 64 = 32.8%

Compared to previous years

- program in 2018 (n=18)
- program in 2021 (n=21)
- 95% confidence interval
- 80% confidence interval

The UU program in 2021 is...

- ▶ probably better
- ▷ possibly better
- ◁ possibly worse
- ◀ probably worse

...than the comparison group

Compared to similar programs in NL

Netherlands

Leiden: Cultural Anthropology and Deve (n=32)
UvA: Medische Antropologie en Sociol (n=19)
UvA: Culturele Antropologie en Socio (n=18)
VU: Social and Cultural Anthropolog (n=18)
Nijmegen: Anthropology and Development St (n=11)

Compared to Master program in faculty FSW

Faculty FSW

Onderwijswetenschappen (n=51)
Cultural Anthropology: Sociocultural Tr (n=11)
Social & Health Psychology (research) (n=13)
Development and Socialisation in Childh (n=20)
Methodology and Statistics for the Beha (n=26)
Neuroscience and Cognition (n=58)
Communicatie en Educatie van de Natuurw (n=19)
Talenonderwijs en Communicatie (n=34)
Algemene Sociale Wetenschappen (n=57)
Mens- en Maatschappijonderwijs en Commu (n=1)
Sociology and Social Research (research (n=11)
Educational Sciences: Learning in Inter (n=10)
Sociologie (n=17)
Psychology (n=223)
Pedagogische Wetenschappen (n=120)
Migration, Ethnic relations and Multicu (n=7)
Leraar VHO in de Bètawetenschappen (n=5)
Leraar VHO in de Taal- en cultuurwetens (n=4)
Leraar VHO in de Mens- en Maatschappijw (n=3)
Educatie en Communicatie in de Mens- en (n=19)

Masterprogram 60745

Culturele Antropologie

Content & organisation

2018	2021		Netherlands	Faculty
3.44 ▶	**4.48**	Satisfied with content	3.97 ▶	3.92 ▶
3.78 ▶	**4.48**	Up-to-date	4.04 ▶	3.94 ▶
3.78 ▶	**4.43**	Quality materials	3.99 ▶	3.98 ▶
3.56 ▶	**4.38**	Program level	3.95 ▶	4.03 ▶
3.50 ▷	**3.86**	Work methods	3.82	3.73
3.93	**4.05**	Can broaden/deepen	3.97	3.72 ▷
	4.14	Program coordination	3.61 ▶	3.61 ▶
3.43 ▶	**4.38**	Challenging	3.89 ▶	3.88 ▶
3.64	**3.86**	Shape your own program	3.69	3.55 ▷

Connection to practice

3.33	**3.62**	Satisfied with practice	3.02 ▶	3.68
3.12	**3.14**	Skills for practice	3.05	◀ 3.75
3.00	**3.10**	Link to professionals	2.76 ▷	◀ 3.80

Teachers

3.72 ▶	**4.33**	Satisfied with teachers	4.31	4.12 ▷
4.25	**4.43**	Involvement	4.32	4.05 ▶
3.80 ▶	**4.38**	Didactic skills	4.09 ▷	3.97 ▶
4.12 ▶	**4.71**	Content expertise	4.42 ▶	4.42 ▶
3.50 ▶	**4.19**	Practice knowledge	3.95	4.05
3.94 ▷	**4.33**	Supportive	4.03 ▷	3.88 ▶
3.44 ▶	**4.43**	Inspiring	4.01 ▶	3.73 ▶
	4.19	Understandable	4.00	4.05
	4.29	Encourage questions	4.19	4.16

Counseling

2018	2021		Netherlands	Faculty
3.39	**3.75**	Satisfied with counseling	4.06	3.78
3.38	**3.75**	Opportunity	4.11	3.93
3.33	**3.25**	Quality	◀ 4.09	◀ 3.88

Assessment

3.44 ▶	**3.90**	Satisfied with assessment	3.80	3.70 ▷
3.69 ▷	**4.19**	Exam matches content	3.95 ▷	3.85 ▶
3.31 ▷	**3.81**	Clear criteria	3.62	3.74
3.88 ▷	**4.19**	Quality knowledge exam	3.88 ▶	3.80 ▶
3.69	**3.90**	Quality practice exam	3.56 ▶	3.72 ▷
	4.00	Exam form follows content	3.85	3.81 ▷
3.19	**3.50**	Feedback on exams	◁ 3.85	3.77

Engagement & contact

4.12 ▷	**4.50**	Teachers reachable	4.20 ▷	4.14 ▶
	3.75	Feedback	4.01	3.89
	4.30	Feel safe	4.12	4.14
	4.05	Feel at home	3.69 ▷	3.79
	4.65	Feel inspired	4.04 ▶	3.96 ▶
	4.40	Regularly engaged	3.98 ▶	4.10 ▶
	4.35	Involved outside lessons	3.87 ▶	3.80 ▶
	4.70	Feedback appreciated	4.05 ▶	3.97 ▶
2.64 ▶	**4.55**	Course evaluations	4.23 ▷	4.23 ▶

General

3.39 ▶	**4.19**	Information	3.74 ▶	3.72 ▶
3.33	**3.57**	Facilities	3.44	3.54
	3.67	Study pressure	3.46	3.47

"study pressure" is coded as: 1=too low, 3=good, 5=too high

Reaction of program management:
The NSE results confirm that the master's programme Cultural Anthropology: Sustainable Citizenship at Utrecht University continues to be rated as one of the best cultural anthropology programmes in the Netherlands. Overall, the results demonstrate a high level of student satisfaction and its steady growth. We are proud that our students consider our teaching team as highly competent and inspiring, and that the programme covers a number of cutting-edge and societally relevant issues. During the last year, the pandemic put a strain on everyone. This academic year our teaching team has increased, which should also increase students' satisfaction with the quality of supervision and guidance throughout their studies. Finally, we continue with strengthening academic and employability skills of our students in a dedicated course and also through mentoring.

data analysis:
Jeroen Fokker - Departement Computer Science - Utrecht University
Hossein Al Mahmoudi - UBD Teaching Policy - Utrecht University

Master program 60746

Algemene Sociale Wetenschappen

Nationale Studenten Enquete 2021

Universiteit Utrecht

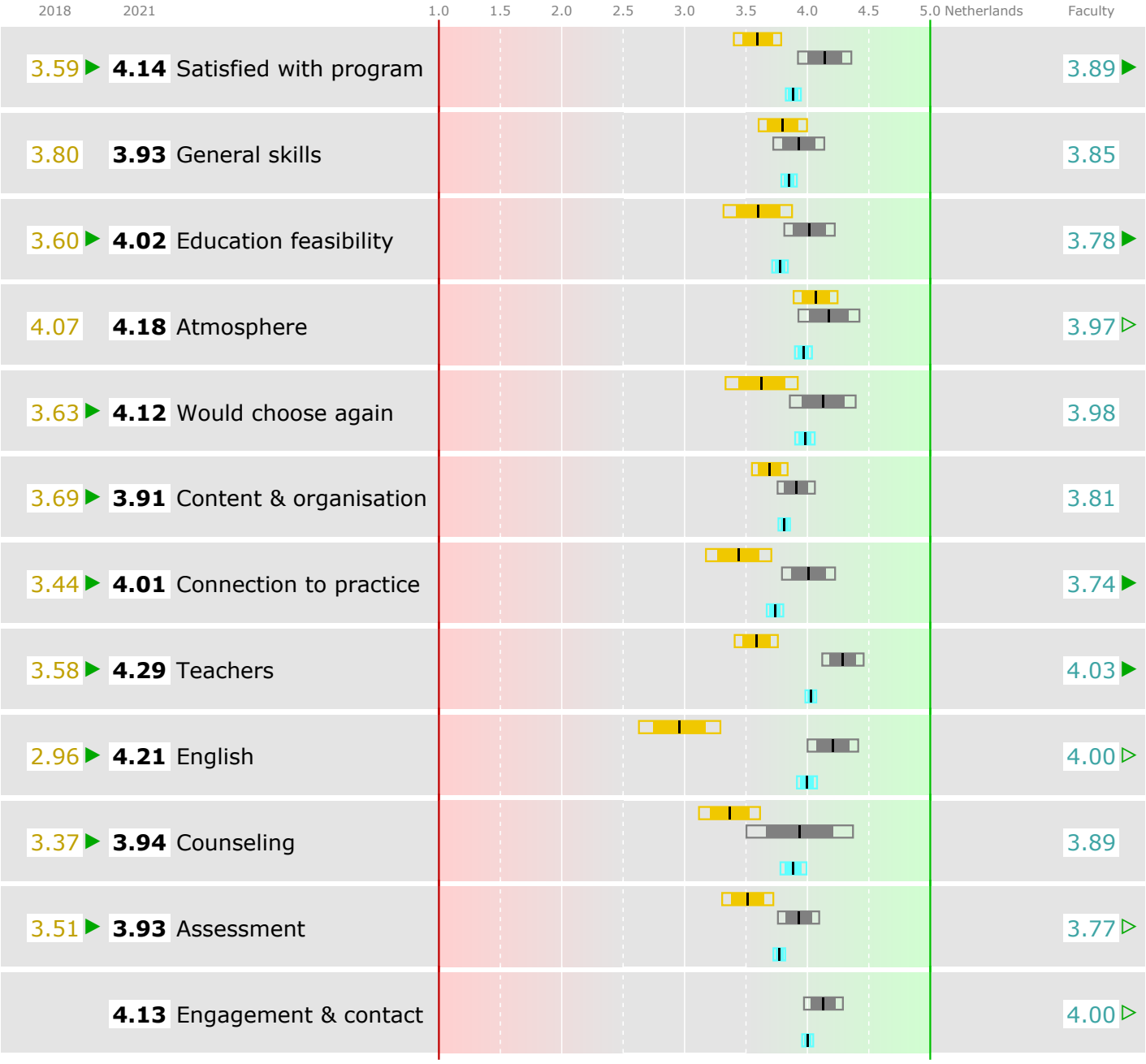

Response: 57 out of 117 = 48.7%

Compared to previous years

- program in 2018 (n=64)
- program in 2021 (n=57)
- 95% confidence interval
- 80% confidence interval

The UU program in 2021 is...

- ▶ probably better
- ▷ possibly better
- ◁ possibly worse
- ◀ probably worse

...than the comparison group

Compared to Master program in faculty FSW

Faculty FSW

Onderwijswetenschappen (n=51)
Cultural Anthropology: Sociocultural Tr (n=11)
Social & Health Psychology (research) (n=13)
Development and Socialisation in Childh (n=20)
Methodology and Statistics for the Beha (n=26)
Neuroscience and Cognition (n=58)
Communicatie en Educatie van de Natuurw (n=19)
Talenonderwijs en Communicatie (n=34)
Culturele Antropologie (n=21)
Mens- en Maatschappijonderwijs en Commu (n=1)
Sociology and Social Research (research (n=11)
Educational Sciences: Learning in Inter (n=10)
Sociologie (n=17)
Psychology (n=223)
Pedagogische Wetenschappen (n=120)
Migration, Ethnic relations and Multicu (n=7)
Leraar VHO in de Bètawetenschappen (n=5)
Leraar VHO in de Taal- en cultuurwetens (n=4)
Leraar VHO in de Mens- en Maatschappijw (n=3)
Educatie en Communicatie in de Mens- en (n=19)

Masterprogram 60746

Algemene Sociale Wetenschappen

Content & organisation

2018	2021		Netherlands	Faculty
3.70 ▶	**4.07**	Satisfied with content		3.92 ▷
3.98 ▷	**4.18**	Up-to-date		3.93 ▶
3.67 ▶	**4.09**	Quality materials		3.98
3.87	**3.98**	Program level		4.04
3.47 ▶	**3.96**	Work methods		3.71 ▶
3.46 ▶	**3.85**	Can broaden/deepen		3.72
	3.82	Program coordination		3.61 ▷
3.59 ▷	**3.82**	Challenging		3.90
3.74	**3.56**	Shape your own program		3.56

Connection to practice

3.58 ▶	**4.09**	Satisfied with practice		3.64 ▶
3.30 ▶	**3.83**	Skills for practice		3.73
3.25 ▶	**4.19**	Link to professionals		3.75 ▶

Teachers

3.65 ▶	**4.44**	Satisfied with teachers		4.10 ▶
3.89 ▶	**4.37**	Involvement		4.03 ▶
3.32 ▶	**4.19**	Didactic skills		3.96 ▷
4.13 ▶	**4.65**	Content expertise		4.41 ▶
3.55 ▶	**4.33**	Practice knowledge		4.03 ▶
3.60 ▶	**4.24**	Supportive		3.87 ▶
3.55 ▶	**4.00**	Inspiring		3.73 ▷
	4.22	Understandable		4.04 ▶
	4.31	Encourage questions		4.15 ▷

Counseling

2018	2021		Netherlands	Faculty
3.22 ▷	**3.76**	Satisfied with counseling		3.78
3.52 ▷	**3.94**	Opportunity		3.92
3.51 ▷	**3.94**	Quality		3.85

Assessment

3.40 ▶	**3.95**	Satisfied with assessment		3.68 ▶
3.54 ▶	**3.96**	Exam matches content		3.85
3.62 ▶	**4.00**	Clear criteria		3.72 ▶
3.52 ▶	**3.92**	Quality knowledge exam		3.80
3.38 ▶	**3.84**	Quality practice exam		3.71 ▷
	3.96	Exam form follows content		3.80 ▷
3.36 ▶	**3.88**	Feedback on exams		3.75

Engagement & contact

3.90 ▶	**4.41**	Teachers reachable		4.13 ▶
	4.04	Feedback		3.88
	4.24	Feel safe		4.13
	3.92	Feel at home		3.79
	4.08	Feel inspired		3.97
	4.24	Regularly engaged		4.10 ▷
	3.71	Involved outside lessons		3.82
	4.16	Feedback appreciated		3.98 ▷
3.12 ▶	**4.39**	Course evaluations		4.22 ▷

General

3.35 ▶	**3.93**	Information		3.72 ▷
3.64	**3.63**	Facilities		3.53
	3.29	Study pressure		3.49

"study pressure" is coded as: 1=too low, 3=good, 5=too high

data analysis:
Jeroen Fokker - Departement Computer Science - Utrecht University
Hossein Al Mahmoudi - UBD Teaching Policy - Utrecht University

Master program 60746 AZPM

Social Policy and Public Health

Algemene Sociale Wetenschappen

Nationale Studenten Enquete 2021

Universiteit Utrecht

2018	2021		Faculty
3.59 ▶	**4.00**	Satisfied with program	3.89
3.80	**3.83**	General skills	3.85
3.60	**3.83**	Education feasibility	3.78
4.07	**3.83**	Atmosphere	3.97
3.63 ▷	**4.09**	Would choose again	3.98
3.69	**3.88**	Content & organisation	3.81
3.44 ▶	**4.07**	Connection to practice	3.74 ▶
3.58 ▶	**4.18**	Teachers	4.03
2.96 ▶	**4.14**	English	4.00
3.37	**3.81**	Counseling	3.89
3.51 ▷	**3.88**	Assessment	3.77
	4.04	Engagement & contact	4.00

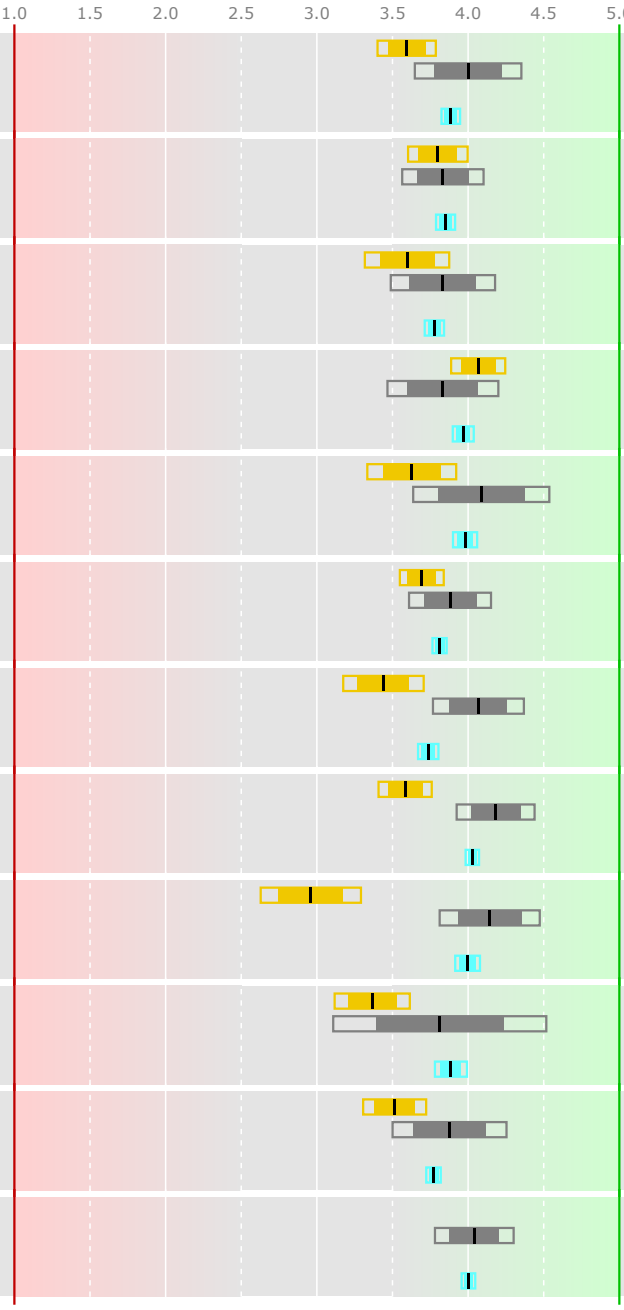

Response: 24 out of 61 = 39.3%

Compared to previous years

program in 2018 (n=64)
AZPM in 2021 (n=24)
95% confidence interval
80% confidence interval

The UU program in 2021 is...
▶ probably better
▷ possibly better
◁ possibly worse
◀ probably worse
...than the comparison group

Compared to Master program in faculty FSW

Faculty FSW

Onderwijswetenschappen (n=51)
Cultural Anthropology: Sociocultural Tr (n=11)
Social & Health Psychology (research) (n=13)
Development and Socialisation in Childh (n=20)
Methodology and Statistics for the Beha (n=26)
Neuroscience and Cognition (n=58)
Communicatie en Educatie van de Natuurw (n=19)
Talenonderwijs en Communicatie (n=34)
Culturele Antropologie (n=21)
Mens- en Maatschappijonderwijs en Commu (n=1)
Sociology and Social Research (research (n=11)
Educational Sciences: Learning in Inter (n=10)
Sociologie (n=17)
Psychology (n=223)
Pedagogische Wetenschappen (n=120)
Migration, Ethnic relations and Multicu (n=7)
Leraar VHO in de Bètawetenschappen (n=5)
Leraar VHO in de Taal- en cultuurwetens (n=4)
Leraar VHO in de Mens- en Maatschappijw (n=3)
Educatie en Communicatie in de Mens- en (n=19)

Masterprogram 60746 AZPM

Social Policy and Public Health
Algemene Sociale Wetenschappen

Content & organisation

2018	2021	Netherlands	Faculty
3.70 ▷	**4.08**	Satisfied with content	3.92
3.98 ▷	**4.30**	Up-to-date	3.93 ▷
3.67 ▶	**4.09**	Quality materials	3.98
3.87	**3.83**	Program level	◁ 4.04
3.47 ▷	**3.83**	Work methods	3.71
3.46	**3.70**	Can broaden/deepen	3.72
	4.00	Program coordination	3.61 ▷
3.59	**3.78**	Challenging	3.90
3.74	**3.52**	Shape your own program	3.56

Connection to practice

3.58 ▷	**4.04**	Satisfied with practice	3.64 ▷
3.30 ▶	**4.00**	Skills for practice	3.73 ▷
3.25 ▶	**4.14**	Link to professionals	3.75 ▶

Teachers

3.65 ▶	**4.38**	Satisfied with teachers	4.10 ▷
3.89	**4.18**	Involvement	4.03
3.32 ▶	**4.14**	Didactic skills	3.96
4.13 ▶	**4.55**	Content expertise	4.41
3.55 ▶	**4.18**	Practice knowledge	4.03
3.60 ▷	**4.05**	Supportive	3.87
3.55 ▷	**3.86**	Inspiring	3.73
	4.14	Understandable	4.04
	4.36	Encourage questions	4.15 ▷

Counseling

2018	2021	Netherlands	Faculty
3.22	**3.56**	Satisfied with counseling	3.78
3.52	**3.75**	Opportunity	3.92
3.51	**3.88**	Quality	3.85

Assessment

3.40 ▶	**3.79**	Satisfied with assessment	3.68
3.54 ▷	**3.85**	Exam matches content	3.85
3.62 ▷	**3.95**	Clear criteria	3.72
3.52 ▷	**3.95**	Quality knowledge exam	3.80
3.38 ▷	**3.84**	Quality practice exam	3.71
	3.84	Exam form follows content	3.80
3.36 ▷	**3.84**	Feedback on exams	3.75

Engagement & contact

3.90 ▷	**4.37**	Teachers reachable	4.13
	4.11	Feedback	3.88
	4.00	Feel safe	4.13
	3.68	Feel at home	3.79
	4.11	Feel inspired	3.97
	4.26	Regularly engaged	4.10
	3.84	Involved outside lessons	3.82
	3.89	Feedback appreciated	3.98
3.12 ▶	**4.11**	Course evaluations	4.22

General

3.35 ▶	**3.96**	Information	3.72 ▷
3.64	**3.58**	Facilities	3.53
	3.26	Study pressure	3.49

"study pressure" is coded as: 1=too low, 3=good, 5=too high

data analysis:
Jeroen Fokker - Departement Computer Science - Utrecht University
Hossein Al Mahmoudi - UBD Teaching Policy - Utrecht University

Master program 60746 YSTM

Youth Studies

Algemene Sociale Wetenschappen

Nationale Studenten Enquete 2021

Universiteit Utrecht

2018	2021		Faculty
3.59 ▶	**4.24**	Satisfied with program	3.89 ▶
3.80	**4.00**	General skills	3.85
3.60 ▶	**4.15**	Education feasibility	3.78 ▶
4.07 ▷	**4.42**	Atmosphere	3.97 ▶
3.63 ▶	**4.15**	Would choose again	3.98
3.69 ▶	**3.93**	Content & organisation	3.81
3.44 ▶	**3.97**	Connection to practice	3.74 ▷
3.58 ▶	**4.36**	Teachers	4.03 ▶
2.96 ▶	**4.25**	English	4.00 ▷
3.37 ▷	**4.06**	Counseling	3.89
3.51 ▶	**3.96**	Assessment	3.77 ▶
	4.18	Engagement & contact	4.00 ▷

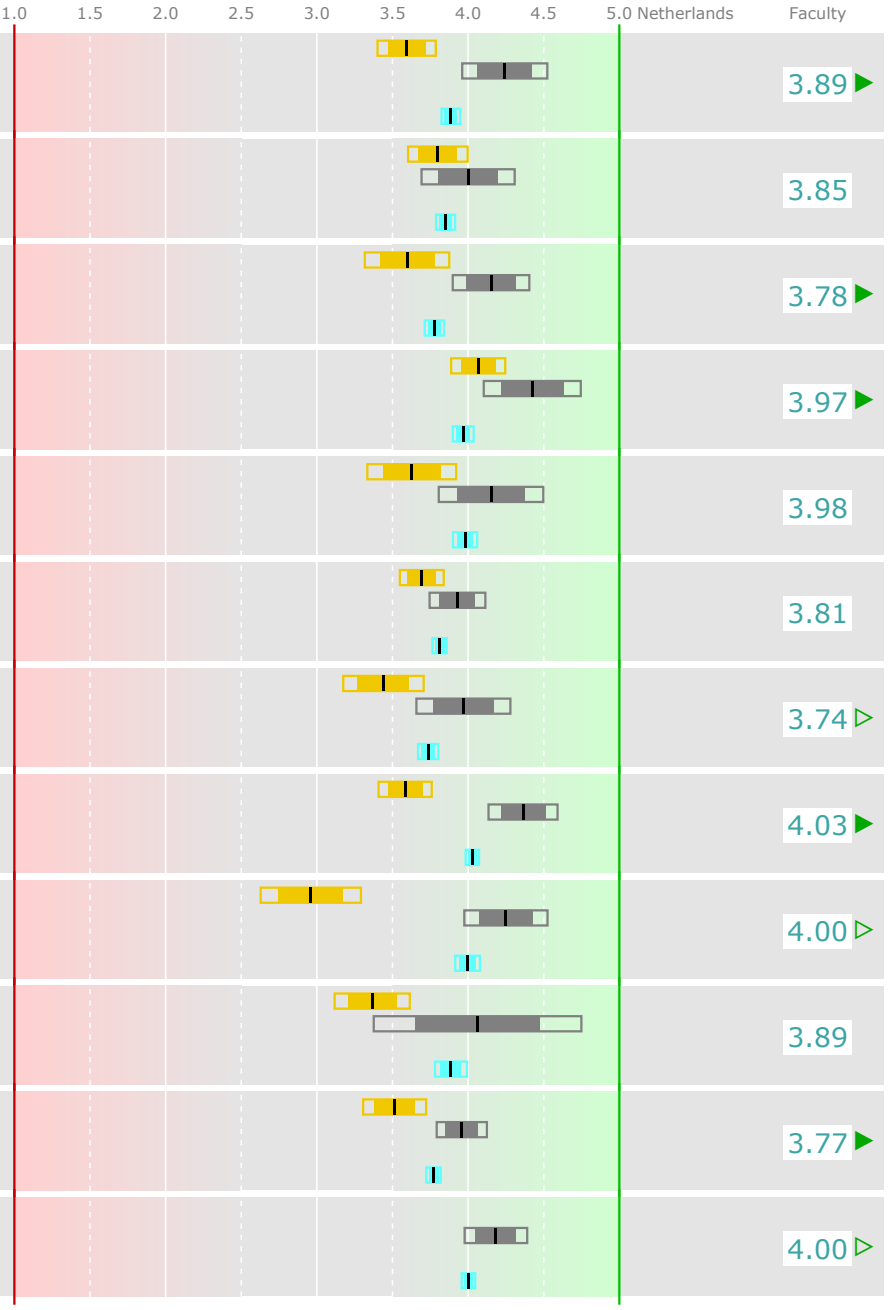

Response: 33 out of 56 = 58.9%

Compared to previous years

program in 2018 (n=64)
YSTM in 2021 (n=33)
95% confidence interval
80% confidence interval

The UU program in 2021 is...
▶ probably better
▷ possibly better
◁ possibly worse
◀ probably worse
...than the comparison group

Compared to Master program in faculty FSW

Faculty FSW

Onderwijswetenschappen (n=51)
Cultural Anthropology: Sociocultural Tr (n=11)
Social & Health Psychology (research) (n=13)
Development and Socialisation in Childh (n=20)
Methodology and Statistics for the Beha (n=26)
Neuroscience and Cognition (n=58)
Communicatie en Educatie van de Natuurw (n=19)
Talenonderwijs en Communicatie (n=34)
Culturele Antropologie (n=21)
Mens- en Maatschappijonderwijs en Commu (n=1)
Sociology and Social Research (research (n=11)
Educational Sciences: Learning in Inter (n=10)
Sociologie (n=17)
Psychology (n=223)
Pedagogische Wetenschappen (n=120)
Migration, Ethnic relations and Multicu (n=7)
Leraar VHO in de Bètawetenschappen (n=5)
Leraar VHO in de Taal- en cultuurwetens (n=4)
Leraar VHO in de Mens- en Maatschappijw (n=3)
Educatie en Communicatie in de Mens- en (n=19)

Masterprogram 60746 YSTM

Youth Studies
Algemene Sociale Wetenschappen

Content & organisation

2018	2021		Netherlands	Faculty
3.70 ▶	**4.06**	Satisfied with content		3.92
3.98	**4.09**	Up-to-date		3.93
3.67 ▶	**4.09**	Quality materials		3.98
3.87 ▷	**4.09**	Program level		4.04
3.47 ▶	**4.06**	Work methods		3.71 ▶
3.46 ▶	**3.97**	Can broaden/deepen		3.72 ▷
	3.69	Program coordination		3.61
3.59 ▷	**3.84**	Challenging		3.90
3.74	**3.59**	Shape your own program		3.56

Connection to practice

3.58 ▶	**4.12**	Satisfied with practice		3.64 ▶
3.30 ▷	**3.72**	Skills for practice		3.73
3.25 ▶	**4.22**	Link to professionals		3.75 ▶

Teachers

3.65 ▶	**4.48**	Satisfied with teachers		4.10 ▶
3.89 ▶	**4.50**	Involvement		4.03 ▶
3.32 ▶	**4.22**	Didactic skills		3.96 ▷
4.13 ▶	**4.72**	Content expertise		4.41 ▶
3.55 ▶	**4.44**	Practice knowledge		4.03 ▶
3.60 ▶	**4.38**	Supportive		3.87 ▶
3.55 ▶	**4.09**	Inspiring		3.73 ▷
	4.28	Understandable		4.04 ▶
	4.28	Encourage questions		4.15

Counseling

2018	2021		Netherlands	Faculty
3.22 ▶	**4.00**	Satisfied with counseling		3.78
3.52 ▷	**4.12**	Opportunity		3.92
3.51	**4.00**	Quality		3.85

Assessment

3.40 ▶	**4.06**	Satisfied with assessment		3.68 ▶
3.54 ▶	**4.03**	Exam matches content		3.85 ▷
3.62 ▶	**4.03**	Clear criteria		3.72 ▶
3.52 ▶	**3.91**	Quality knowledge exam		3.80
3.38 ▶	**3.84**	Quality practice exam		3.71
	4.03	Exam form follows content		3.80 ▶
3.36 ▶	**3.91**	Feedback on exams		3.75

Engagement & contact

3.90 ▶	**4.44**	Teachers reachable		4.13 ▷
	4.00	Feedback		3.88
	4.38	Feel safe		4.13 ▷
	4.06	Feel at home		3.79 ▷
	4.06	Feel inspired		3.97
	4.22	Regularly engaged		4.10
	3.62	Involved outside lessons		3.82
	4.31	Feedback appreciated		3.98 ▶
3.12 ▶	**4.56**	Course evaluations		4.22 ▶

General

3.35 ▶	**3.91**	Information		3.72 ▷
3.64	**3.67**	Facilities		3.53
	3.31	Study pressure		3.49

"study pressure" is coded as: 1=too low, 3=good, 5=too high

data analysis:
Jeroen Fokker - Departement Computer Science - Utrecht University
Hossein Al Mahmoudi - UBD Teaching Policy - Utrecht University

Master program 60747

Mens- en Maatschappijonderwijs en Communicatie

Nationale Studenten Enquete 2021

Universiteit Utrecht

	2018	2021		Faculty
◀	3.92	**3.00**	Satisfied with program	◀ 3.91
◀	4.08	**3.00**	General skills	◀ 3.86
◀	3.90	**2.00**	Education feasibility	◀ 3.80
	4.17	**4.00**	Atmosphere	3.98
◀	4.20	**2.00**	Would choose again	◀ 3.99
◀	3.93	**3.00**	Content & organisation	◀ 3.82
	4.30	**4.00**	Connection to practice	3.76 ▶
◀	4.09	**3.25**	Teachers	◀ 4.05
	4.12	**4.00**	English	4.01
▶	3.83	**5.00**	Counseling	3.89 ▶
	3.62	**3.83**	Assessment	3.78 ▶
		3.33	Engagement & contact	◀ 4.01

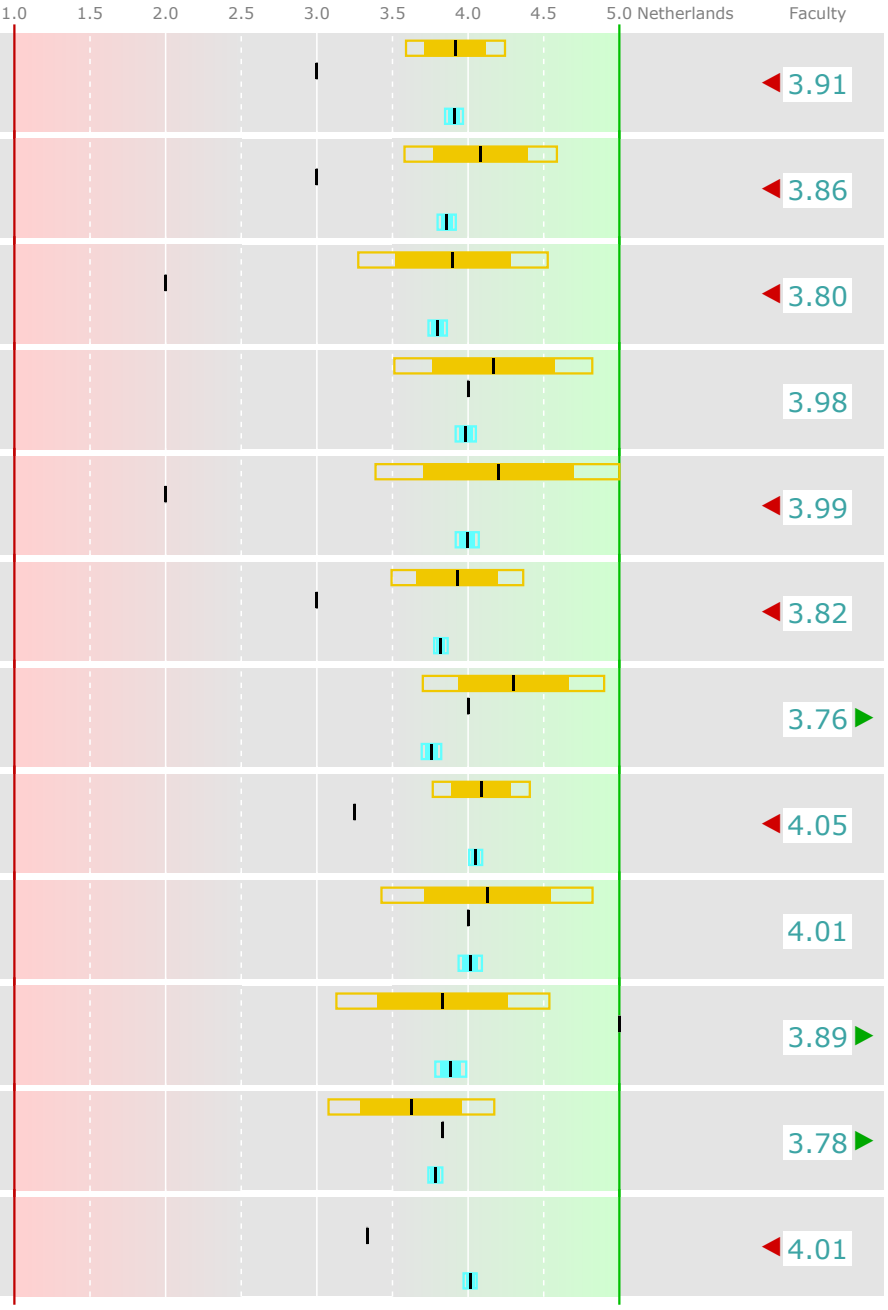

Response: 1 out of 8 = 12.5%

Compared to previous years

- program in 2018 (n=12)
- program in 2021 (n=1)
- 95% confidence interval
- 80% confidence interval

The UU program in 2021 is...

- ▶ probably better
- ▷ possibly better
- ◁ possibly worse
- ◀ probably worse

...than the comparison group

Compared to Master program in faculty FSW

Faculty FSW

Onderwijswetenschappen (n=51)
Cultural Anthropology: Sociocultural Tr (n=11)
Social & Health Psychology (research) (n=13)
Development and Socialisation in Childh (n=20)
Methodology and Statistics for the Beha (n=26)
Neuroscience and Cognition (n=58)
Communicatie en Educatie van de Natuurw (n=19)
Talenonderwijs en Communicatie (n=34)
Culturele Antropologie (n=21)
Algemene Sociale Wetenschappen (n=57)
Sociology and Social Research (research (n=11)
Educational Sciences: Learning in Inter (n=10)
Sociologie (n=17)
Psychology (n=223)
Pedagogische Wetenschappen (n=120)
Migration, Ethnic relations and Multicu (n=7)
Leraar VHO in de Bètawetenschappen (n=5)
Leraar VHO in de Taal- en cultuurwetens (n=4)
Leraar VHO in de Mens- en Maatschappijw (n=3)
Educatie en Communicatie in de Mens- en (n=19)

Masterprogram 60747

Mens- en Maatschappijonderwijs en Communicatie

Content & organisation

2018	2021		Netherlands	Faculty
4.00	**4.00**	Satisfied with content		3.93 ▶
4.25	**4.00**	Up-to-date		3.95 ▷
◀ 4.08	**3.00**	Quality materials		◀ 3.99
3.83	**4.00**	Program level		◁ 4.04
◀ 3.83	**1.00**	Work methods		◀ 3.74
3.89	**4.00**	Can broaden/deepen		3.73 ▶
	2.00	Program coordination		◀ 3.63
4.20	**4.00**	Challenging		3.90 ▶
◀ 4.00	**2.00**	Shape your own program		◀ 3.56

Connection to practice

◀ 4.08	**2.00**	Satisfied with practice		◀ 3.68
4.30	**4.00**	Skills for practice		3.73 ▶
4.30	**4.00**	Link to professionals		3.78 ▶

Teachers

◀ 4.42	**4.00**	Satisfied with teachers		◀ 4.13
◀ 4.09	**3.00**	Involvement		◀ 4.06
4.27	**4.00**	Didactic skills		3.98
◀ 4.45	**4.00**	Content expertise		◀ 4.43
◀ 4.09	**2.00**	Practice knowledge		◀ 4.06
◀ 4.18	**2.00**	Supportive		◀ 3.90
◀ 3.91	**3.00**	Inspiring		◀ 3.75
	4.00	Understandable		◀ 4.05
	4.00	Encourage questions		◀ 4.16

Counseling

2018	2021		Netherlands	Faculty
◁ 4.25	**4.00**	Satisfied with counseling		3.78 ▶
3.82 ▶	**5.00**	Opportunity		3.92 ▶
4.00 ▶	**5.00**	Quality		3.85 ▶

Assessment

◀ 3.75	**3.00**	Satisfied with assessment		◀ 3.71
3.60 ▷	**4.00**	Exam matches content		3.86 ▶
3.60	**4.00**	Clear criteria		3.74 ▶
◁ 3.50	**3.00**	Quality knowledge exam		◀ 3.82
3.80	**4.00**	Quality practice exam		3.72 ▶
	4.00	Exam form follows content		3.82 ▶
3.73	**4.00**	Feedback on exams		3.76 ▶

Engagement & contact

3.91	**4.00**	Teachers reachable		◀ 4.16
	4.00	Feedback		3.89 ▶
	4.00	Feel safe		◀ 4.14
	3.00	Feel at home		◀ 3.80
	3.00	Feel inspired		◀ 3.98
	3.00	Regularly engaged		◀ 4.11
	2.00	Involved outside lessons		◀ 3.82
	3.00	Feedback appreciated		◀ 4.00
3.56	**4.00**	Course evaluations		◀ 4.24

General

◀ 3.58	**3.00**	Information		◀ 3.74
◁ 3.55	**3.00**	Facilities		◀ 3.54
	3.00	Study pressure		3.48

"study pressure" is coded as: 1=too low, 3=good, 5=too high

data analysis:
Jeroen Fokker - Departement Computer Science - Utrecht University
Hossein Al Mahmoudi - UBD Teaching Policy - Utrecht University

Master program 60748

Sociology and Social Research (research)

Nationale Studenten Enquete 2021

Universiteit Utrecht

	2018	2021		Netherlands	Faculty
	3.60 ▶	**4.27**	Satisfied with program	3.84 ▷	3.90 ▷
	4.07 ▷	**4.45**	General skills	3.99 ▶	3.85 ▶
	3.58 ▷	**4.18**	Education feasibility	3.59 ▶	3.79 ▷
	3.43 ▷	**4.27**	Atmosphere	3.84 ▷	3.98
	3.50	**3.91**	Would choose again	3.82	3.99
	3.83	**4.19**	Content & organisation	3.87 ▷	3.81 ▶
	3.26	**3.59**	Connection to practice	3.31	3.76
	4.00 ▷	**4.34**	Teachers	4.08 ▷	4.04 ▶
	3.92 ▷	**4.45**	English	4.59	4.01 ▷
	3.86 ▶	**5.00**	Counseling	3.98 ▶	3.88 ▶
	3.83 ▷	**4.25**	Assessment	3.72 ▶	3.78 ▶
		4.14	Engagement & contact	3.99	4.01

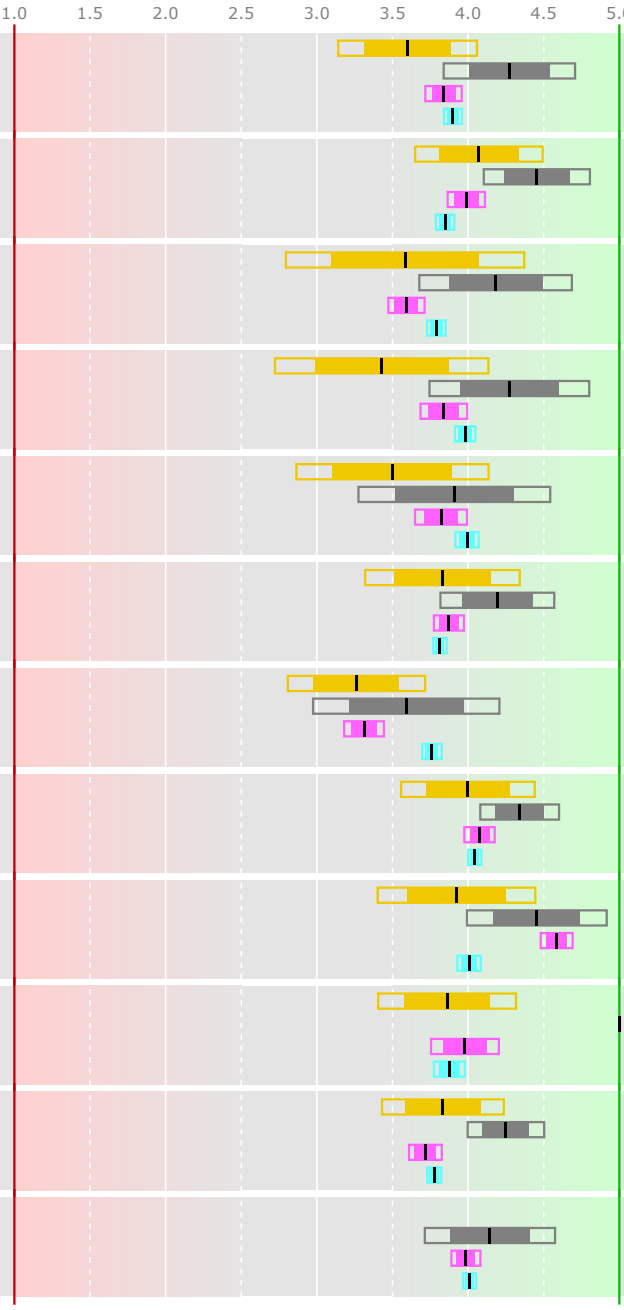

Response: 11 out of 18 = 61.1%

Compared to previous years

- program in 2018 (n=15)
- program in 2021 (n=11)
- 95% confidence interval
- 80% confidence interval

The UU program in 2021 is...

- ▶ probably better
- ▷ possibly better
- ◁ possibly worse
- ◀ probably worse

...than the comparison group

Compared to similar programs in NL

Netherlands

Utrecht: Human Geography and Planning (r (n=10)
Utrecht: Cultural Anthropology: Sociocul (n=11)
Utrecht: Migration, Ethnic relations and (n=7)
Groningen: Spatial Sciences (research) (n=10)
Maastricht: European Studies (research) (n=14)
UvA: Social Sciences (research) (n=39)
UvA: Urban Studies (research) (n=20)
UvA: International Development Studi (n=21)
Nijmegen: Social and Cultural Science: Co (n=10)
Tilburg: Social and Behavioural Sciences (n=24)

Compared to Master program in faculty FSW

Faculty FSW

Onderwijswetenschappen (n=51)
Cultural Anthropology: Sociocultural Tr (n=11)
Social & Health Psychology (research) (n=13)
Development and Socialisation in Childh (n=20)
Methodology and Statistics for the Beha (n=26)
Neuroscience and Cognition (n=58)
Communicatie en Educatie van de Natuurw (n=19)
Talenonderwijs en Communicatie (n=34)
Culturele Antropologie (n=21)
Algemene Sociale Wetenschappen (n=57)
Mens- en Maatschappijonderwijs en Commu (n=1)
Educational Sciences: Learning in Inter (n=10)
Sociologie (n=17)
Psychology (n=223)
Pedagogische Wetenschappen (n=120)
Migration, Ethnic relations and Multicu (n=7)
Leraar VHO in de Bètawetenschappen (n=5)
Leraar VHO in de Taal- en cultuurwetens (n=4)
Leraar VHO in de Mens- en Maatschappijw (n=3)
Educatie en Communicatie in de Mens- en (n=19)

Masterprogram 60748

Sociology and Social Research (research)

Content & organisation

2018	2021		Netherlands	Faculty
3.71	**4.00**	Satisfied with content	3.93	3.93
3.64 ▷	**4.18**	Up-to-date	3.93	3.95
4.07	**4.18**	Quality materials	4.10	3.99
4.07 ▷	**4.73**	Program level	4.08 ▶	4.03 ▶
3.86	**4.09**	Work methods	3.65 ▶	3.73 ▷
3.67	**3.82**	Can broaden/deepen	4.09	3.73
	4.00	Program coordination	3.42 ▶	3.62 ▷
3.92	**4.36**	Challenging	3.99	3.89 ▷
3.33 ▷	**4.18**	Shape your own program	3.71 ▷	3.55 ▶

Connection to practice

3.14 ▷	**3.73**	Satisfied with practice	3.51	3.68
3.29 ▷	**4.00**	Skills for practice	3.49 ▷	3.73
3.14	**3.18**	Link to professionals	3.13	◁ 3.79

Teachers

4.00 ▷	**4.55**	Satisfied with teachers	4.01 ▶	4.12 ▶
4.00 ▶	**4.64**	Involvement	4.12 ▶	4.05 ▶
3.92	**4.00**	Didactic skills	4.01	3.98
4.38 ▷	**4.82**	Content expertise	4.54 ▷	4.42 ▶
3.83	**4.27**	Practice knowledge	4.05	4.05
4.08	**4.18**	Supportive	3.88 ▷	3.89 ▷
3.85	**4.27**	Inspiring	3.95 ▷	3.74 ▶
	4.09	Understandable	3.97	4.05
	4.45	Encourage questions	4.08 ▷	4.16

Counseling

2018	2021		Netherlands	Faculty
3.64	**4.33**	Satisfied with counseling	4.00	3.77
4.00 ▶	**5.00**	Opportunity	4.04 ▶	3.91 ▶
3.91 ▶	**5.00**	Quality	3.92 ▶	3.84 ▶

Assessment

3.64 ▶	**4.45**	Satisfied with assessment	3.62 ▶	3.69 ▶
4.00 ▷	**4.40**	Exam matches content	3.77 ▶	3.85 ▶
3.92 ▷	**4.30**	Clear criteria	3.61 ▶	3.73 ▶
3.58 ▷	**4.20**	Quality knowledge exam	3.77 ▷	3.81 ▷
3.83	**4.10**	Quality practice exam	3.67 ▷	3.72 ▷
	4.40	Exam form follows content	3.83 ▶	3.81 ▶
4.08	**4.10**	Feedback on exams	3.65 ▷	3.75

Engagement & contact

4.00	**4.30**	Teachers reachable	4.20	4.15
	4.10	Feedback	3.86	3.89
	4.10	Feel safe	4.08	4.14
	3.90	Feel at home	3.53	3.79
	4.10	Feel inspired	4.06	3.98
	4.10	Regularly engaged	4.25	4.11
	3.80	Involved outside lessons	3.97	3.82
	4.30	Feedback appreciated	3.84 ▷	3.99 ▷
3.00 ▶	**4.60**	Course evaluations	4.07 ▶	4.23 ▷

General

3.29 ▷	**3.73**	Information	3.81	3.73
4.07	**3.91**	Facilities	3.47 ▷	3.53 ▷
	3.55	Study pressure	3.72	3.47

"study pressure" is coded as: 1=too low, 3=good, 5=too high

Reaction of program management:
We are very glad to see that you, our students, value Sociology and Social Research very positively.
- On virtually all dimensions we score better than in the previous NSE and better than comparable research masters in the Netherlands. We think that the somewhat lower scores in 2018 were due to an unfortunate composition of the student group (clash of characters) and are happy that we are back to the high scores of the years before.
- At the moment we are taking measures to better inform you about career possibilities outside academia.
- We know that previous student cohorts were very successful in finding jobs both inside and outside academia, but we understand that during your studies you can be uncertain about this.

data analysis:
Jeroen Fokker - Departement Computer Science - Utrecht University
Hossein Al Mahmoudi - UBD Teaching Policy - Utrecht University

Master program 60749

Educational Sciences: Learning in Interaction (research)

Nationale Studenten Enquete 2021

Universiteit Utrecht

	2018	2021		Netherlands	Faculty
▶	3.90	**4.50**	Satisfied with program	4.03 ▶	3.90 ▶
	4.25	**4.50**	General skills	4.22 ▷	3.85 ▶
◁	4.25	**3.80**	Education feasibility	3.76	3.80
▷	4.30	**4.80**	Atmosphere	4.08 ▶	3.97 ▶
▶	4.00	**4.80**	Would choose again	4.16 ▶	3.98 ▶
▷	4.24	**4.51**	Content & organisation	3.99 ▶	3.81 ▶
▷	3.42	**3.94**	Connection to practice	3.45 ▷	3.76
▶	4.07	**4.56**	Teachers	4.09 ▶	4.04 ▶
▶	4.40	**4.89**	English	4.45 ▶	4.00 ▶
▷	4.12	**4.70**	Counseling	3.83 ▶	3.87 ▶
▷	4.00	**4.31**	Assessment	3.76 ▶	3.78 ▶
		4.65	Engagement & contact	4.10 ▶	4.00 ▶

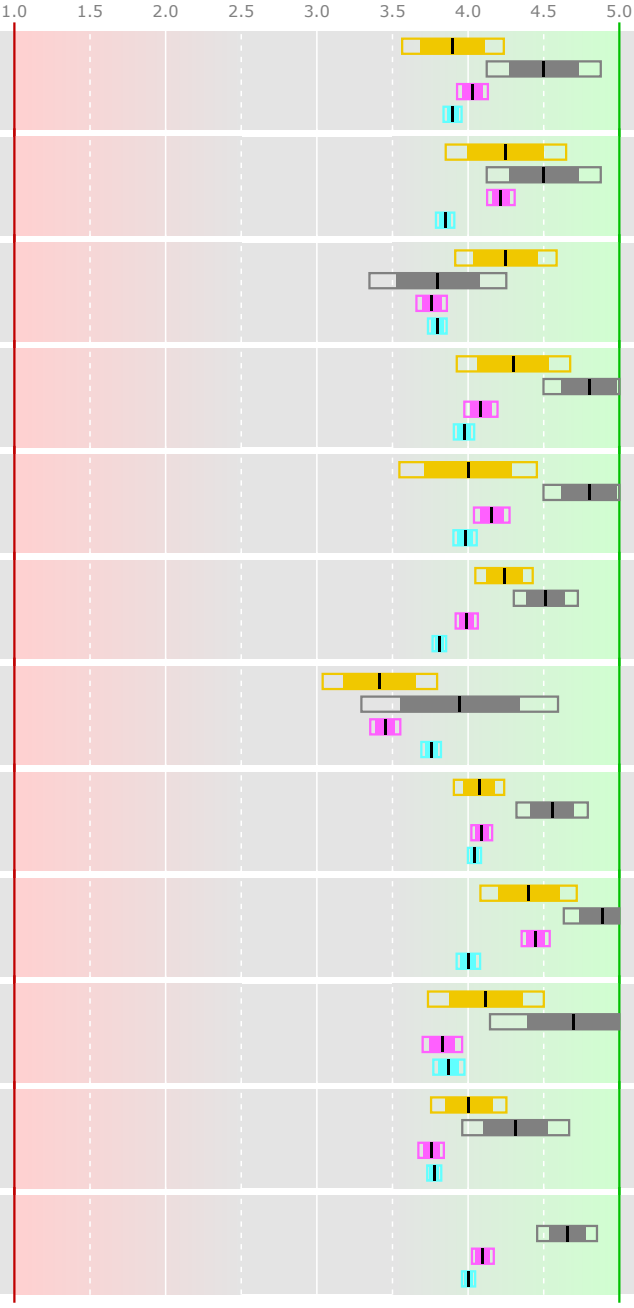

Response: 10 out of 16 = 62.5%

Compared to previous years

- program in 2018 (n=20)
- program in 2021 (n=10)
- 95% confidence interval
- 80% confidence interval

The UU program in 2021 is...

- ▶ probably better
- ▷ possibly better
- ◁ possibly worse
- ◀ probably worse

...than the comparison group

Compared to similar programs in NL

Netherlands

Utrecht: Social & Health Psychology (res (n=13)
Utrecht: Development and Socialisation i (n=20)
Utrecht: Methodology and Statistics for (n=26)
Leiden: Developmental Psychopathology i (n=17)
Leiden: Psychology (research) (n=51)
Groningen: Behavioural and Social Sciences (n=30)
UvA: Communication Science (research (n=32)
UvA: Psychology (research) (n=34)
VU: Social Psychology: Regulation o (n=8)
VU: Clinical and Developmental Psyc (n=13)
Nijmegen: Behavioural Science (research) (n=47)
Tilburg: Individual Differences and Asse (n=20)

Compared to Master program in faculty FSW

Faculty FSW

Onderwijswetenschappen (n=51)
Cultural Anthropology: Sociocultural Tr (n=11)
Social & Health Psychology (research) (n=13)
Development and Socialisation in Childh (n=20)
Methodology and Statistics for the Beha (n=26)
Neuroscience and Cognition (n=58)
Communicatie en Educatie van de Natuurw (n=19)
Talenonderwijs en Communicatie (n=34)
Culturele Antropologie (n=21)
Algemene Sociale Wetenschappen (n=57)
Mens- en Maatschappijonderwijs en Commu (n=1)
Sociology and Social Research (research (n=11)
Sociologie (n=17)
Psychology (n=223)
Pedagogische Wetenschappen (n=120)
Migration, Ethnic relations and Multicu (n=7)
Leraar VHO in de Bètawetenschappen (n=5)
Leraar VHO in de Taal- en cultuurwetens (n=4)
Leraar VHO in de Mens- en Maatschappijw (n=3)
Educatie en Communicatie in de Mens- en (n=19)

Masterprogram 60749

Educational Sciences: Learning in Interaction (research)

Content & organisation

2018	2021		Netherlands	Faculty
4.10	**4.50**	Satisfied with content	4.03	3.93 ▷
4.25	**4.00**	Up-to-date	3.93	3.95
4.55	**4.70**	Quality materials	4.13 ▶	3.98 ▶
4.45 ▶	**4.90**	Program level	4.23 ▶	4.03 ▶
3.90 ▷	**4.30**	Work methods	3.90 ▷	3.73 ▶
4.32	**4.44**	Can broaden/deepen	4.19	3.72 ▶
	4.56	Program coordination	3.62 ▶	3.62 ▶
4.68	**4.89**	Challenging	4.06 ▶	3.88 ▶
4.42	**4.22**	Shape your own program	3.87 ▷	3.55 ▶

Connection to practice

3.75	**4.10**	Satisfied with practice	3.70 ▷	3.67 ▷
3.85	**4.00**	Skills for practice	3.57 ▷	3.73
3.15 ▷	**3.89**	Link to professionals	3.33 ▷	3.78

Teachers

3.85 ▶	**4.50**	Satisfied with teachers	4.15 ▷	4.13 ▷
4.40 ▶	**4.89**	Involvement	4.09 ▶	4.05 ▶
3.65 ▶	**4.33**	Didactic skills	3.91 ▷	3.97 ▷
4.50	**4.78**	Content expertise	4.51 ▷	4.42 ▶
3.95 ▶	**4.67**	Practice knowledge	4.09 ▶	4.05 ▶
3.95	**4.33**	Supportive	3.89 ▷	3.89 ▷
4.00 ▷	**4.56**	Inspiring	3.95 ▶	3.74 ▶
	4.33	Understandable	4.02	4.05
	4.56	Encourage questions	4.26 ▷	4.16 ▷

Counseling

2018	2021		Netherlands	Faculty
3.68 ▶	**4.80**	Satisfied with counseling	3.84 ▶	3.76 ▶
4.21	**4.60**	Opportunity	3.89 ▶	3.91 ▷
4.20 ▷	**4.80**	Quality	3.77 ▶	3.84 ▶

Assessment

4.00	**4.20**	Satisfied with assessment	3.68 ▶	3.70 ▶
4.05 ▷	**4.33**	Exam matches content	3.86 ▶	3.85 ▶
3.95 ▷	**4.33**	Clear criteria	3.59 ▶	3.73 ▶
4.10 ▷	**4.56**	Quality knowledge exam	3.81 ▶	3.80 ▶
4.00 ▷	**4.44**	Quality practice exam	3.74 ▶	3.71 ▶
	4.11	Exam form follows content	3.84	3.81 ▷
3.95	**4.11**	Feedback on exams	3.68 ▷	3.75

Engagement & contact

3.85 ▷	**4.44**	Teachers reachable	4.33	4.15
	4.56	Feedback	3.89 ▶	3.88 ▶
	4.56	Feel safe	4.14 ▷	4.14 ▶
	4.44	Feel at home	3.74 ▶	3.79 ▶
	4.56	Feel inspired	4.08 ▶	3.97 ▶
	4.78	Regularly engaged	4.37 ▶	4.10 ▶
	4.56	Involved outside lessons	3.99 ▶	3.80 ▶
	5.00	Feedback appreciated	4.04 ▶	3.98 ▶
3.69 ▶	**5.00**	Course evaluations	4.31 ▶	4.23 ▶

General

3.90 ▷	**4.30**	Information	3.79 ▶	3.73 ▶
4.05	**4.00**	Facilities	3.64	3.53 ▷
	3.67	Study pressure	3.68	3.47

"study pressure" is coded as: 1=too low, 3=good, 5=too high

data analysis:
Jeroen Fokker - Departement Computer Science - Utrecht University
Hossein Al Mahmoudi - UBD Teaching Policy - Utrecht University

Master program 60809

Information Science

Nationale Studenten Enquete 2021

Universiteit Utrecht

2018	2021		Netherlands	Faculty
3.83	**3.68**	Satisfied with program	3.77	◁ 3.85
3.72	**3.75**	General skills	3.79	◁ 3.92
4.10	**3.90**	Education feasibility	◁ 4.09	3.87
4.02	**3.84**	Atmosphere	3.87	3.97
3.93	**3.86**	Would choose again	3.66 ▷	3.99
3.63 ▷	**3.79**	Content & organisation	3.72	◁ 3.91
◀ 3.28	**2.93**	Connection to practice	◀ 3.43	◀ 3.58
3.51 ▶	**3.85**	Teachers	3.90	◁ 3.94
3.46 ▶	**4.11**	English	4.26	4.24
3.43 ▷	**3.91**	Counseling	4.02	3.85
3.53	**3.66**	Assessment	◁ 3.78	3.75
	3.83	Engagement & contact	3.88	◁ 3.98

Response: 84 out of 246 = 34.1%

Compared to previous years

- program in 2018 (n=53)
- program in 2021 (n=84)
- 95% confidence interval
- 80% confidence interval

The UU program in 2021 is...

- ▶ probably better
- ▷ possibly better
- ◁ possibly worse
- ◀ probably worse

...than the comparison group

Compared to similar programs in NL

Netherlands

Leiden: ICT in Business and the Public (n=42)
Twente: Business Information Technology (n=43)
VU: Information Sciences (n=16)
Nijmegen: Information Sciences (n=21)

Compared to Master program in faculty Beta

Faculty Beta

Physics (n=83)
Biologische Wetenschappen (n=7)
Pharmaceutical Sciences (n=4)
Mathematische Wetenschappen (n=48)
Chemische Wetenschappen (n=43)
Natuurwetenschappen en Bedrijf (n=50)
History and Philosophy of Science (n=26)
Applied Data Science (n=34)
Farmacie (n=136)
Informatica (n=69)
Artificial Intelligence (n=96)
Biosciences (n=193)

Masterprogram 60809

Information Science

Content & organisation

2018	2021		Netherlands	Faculty
3.72	**3.86**	Satisfied with content	3.82	◁4.01
3.60▷	**3.89**	Up-to-date	3.89	4.02
3.68▷	**3.85**	Quality materials	3.75	◀4.01
3.60	**3.76**	Program level	3.65	◀4.05
3.74	**3.70**	Work methods	3.75	3.83
3.83	**3.86**	Can broaden/deepen	3.80	◁4.02
	3.31	Program coordination	◁3.50	3.45
3.68	**3.68**	Challenging	3.60	◀3.94
3.96▷	**4.27**	Shape your own program	3.85▶	3.97▶

Connection to practice

3.40	**3.25**	Satisfied with practice	◀3.63	◀3.52
3.16	**3.17**	Skills for practice	◁3.43	◀3.59
◀3.18	**2.68**	Link to professionals	◀3.42	◀3.57

Teachers

3.47▷	**3.76**	Satisfied with teachers	◁3.92	◀3.99
3.76	**3.81**	Involvement	3.81	3.93
3.22▶	**3.71**	Didactic skills	3.75	3.78
3.68▶	**4.39**	Content expertise	4.21▷	4.42
3.65	**3.75**	Practice knowledge	◁4.00	◁3.92
3.56	**3.68**	Supportive	3.80	3.79
3.18▷	**3.48**	Inspiring	3.45	◀3.74
	3.89	Understandable	3.94	3.88
	4.05	Encourage questions	◁4.22	4.10

Counseling

2018	2021		Netherlands	Faculty
3.44	**3.39**	Satisfied with counseling	3.74	3.73
3.55	**3.88**	Opportunity	4.03	3.92
3.58	**3.94**	Quality	4.00	3.78

Assessment

3.38	**3.57**	Satisfied with assessment	◀3.82	◁3.72
3.57▷	**3.76**	Exam matches content	3.75	3.83
3.51▶	**3.84**	Clear criteria	3.91	3.73
3.57	**3.61**	Quality knowledge exam	◁3.79	◀3.82
3.47	**3.58**	Quality practice exam	3.71	◁3.73
	3.65	Exam form follows content	◁3.84	◀3.84
3.45	**3.55**	Feedback on exams	3.68	3.58

Engagement & contact

3.61▶	**4.16**	Teachers reachable	4.08	4.20
	3.78	Feedback	3.75	3.75
	4.27	Feel safe	4.26	4.25
	3.82	Feel at home	3.96	3.85
	3.58	Feel inspired	3.66	◀4.04
	3.92	Regularly engaged	3.76	4.01
	3.35	Involved outside lessons	3.48	◀3.66
	3.70	Feedback appreciated	3.83	◁3.90
3.27▶	**3.88**	Course evaluations	◁4.11	◀4.15

General

3.47	**3.45**	Information	◀3.74	◁3.63
3.81	**3.67**	Facilities	3.71	3.64
	3.18	Study pressure	3.16	3.38

"study pressure" is coded as: 1=too low, 3=good, 5=too high

Reaction of program management:
We are happy to see that students in our HCI and BI masterprogrammes appreciate the quality of their programme and the challenges that we put to them. On top of that they feel safe, at home, well-supervised and inspired.
One aspect where there still seems to be room for improvement is the connection to professional practice. We shall be looking into what can be done to further improve this. Possibly, inviting more speakers from industry to the colloquia organised within the programmes can contribute to a better connection.
Our department prides itself on helping our teachers develop themselves. We are therefore happy to see that our teachers are considered highly qualified and accessible, and that
they have substantially improved themselves over the last three years in these respects.

data analysis:
Jeroen Fokker - Departement Computer Science - Utrecht University
Hossein Al Mahmoudi - UBD Teaching Policy - Utrecht University

Master program 60809 HCIM

Human-Computer Interaction

Information Science

Nationale Studenten Enquete 2021

Universiteit Utrecht



Response: 29 out of 71 = 40.8%

Compared to previous years

- program in 2018 (n=53)
- HCIM in 2021 (n=29)
- 95% confidence interval
- 80% confidence interval

The UU program in 2021 is...

- ▶ probably better
- ▷ possibly better
- ◁ possibly worse
- ◀ probably worse

...than the comparison group

Compared to similar programs in NL

- Netherlands

Leiden: ICT in Business and the Public (n=42)
Twente: Business Information Technology (n=43)
VU: Information Sciences (n=16)
Nijmegen: Information Sciences (n=21)

Compared to Master program in faculty Beta

- Faculty Beta

Physics (n=83)
Biologische Wetenschappen (n=7)
Pharmaceutical Sciences (n=4)
Mathematische Wetenschappen (n=48)
Chemische Wetenschappen (n=43)
Natuurwetenschappen en Bedrijf (n=50)
History and Philosophy of Science (n=26)
Applied Data Science (n=34)
Farmacie (n=136)
Informatica (n=69)
Artificial Intelligence (n=96)
Biosciences (n=193)

Masterprogram 60809 HCIM

Human-Computer Interaction
Information Science

Content & organisation

2018	2021		Netherlands	Faculty
3.72 ▶	**4.07**	Satisfied with content	3.82 ▷	4.01
3.60 ▶	**4.29**	Up-to-date	3.89 ▶	4.02 ▶
3.68 ▶	**4.04**	Quality materials	3.75 ▷	4.01
3.60 ▷	**3.89**	Program level	3.65 ▷	4.05
3.74 ▷	**4.04**	Work methods	3.75 ▷	3.83 ▷
3.83	**4.00**	Can broaden/deepen	3.80	4.02
	3.52	Program coordination	3.50	3.45
3.68	**3.93**	Challenging	3.60 ▷	3.94
3.96 ▶	**4.44**	Shape your own program	3.85 ▶	3.97 ▶

Connection to practice

3.40	**3.45**	Satisfied with practice	3.63	3.52
3.16	**3.42**	Skills for practice	3.43	3.59
◁ 3.18	**2.85**	Link to professionals	◀ 3.42	◀ 3.57

Teachers

3.47 ▶	**4.25**	Satisfied with teachers	3.92 ▷	3.99 ▷
3.76 ▶	**4.38**	Involvement	3.81 ▶	3.93 ▶
3.22 ▶	**4.08**	Didactic skills	3.75 ▶	3.78 ▶
3.68 ▶	**4.69**	Content expertise	4.21 ▶	4.42 ▶
3.65 ▶	**4.15**	Practice knowledge	4.00	3.92 ▷
3.56 ▶	**4.04**	Supportive	3.80 ▷	3.79 ▷
3.18 ▶	**4.12**	Inspiring	3.45 ▶	3.74 ▶
	4.19	Understandable	3.94 ▷	3.88 ▶
	4.42	Encourage questions	4.22 ▷	4.10 ▶

Counseling

2018	2021		Netherlands	Faculty
3.44	**3.60**	Satisfied with counseling	3.74	3.73
3.55 ▷	**4.40**	Opportunity	4.03	3.92
3.58 ▷	**4.40**	Quality	4.00	3.78 ▷

Assessment

3.38 ▷	**3.68**	Satisfied with assessment	3.82	3.72
3.57 ▷	**3.88**	Exam matches content	3.75	3.83
3.51 ▶	**4.00**	Clear criteria	3.91	3.73 ▷
3.57 ▷	**3.85**	Quality knowledge exam	3.79	3.82
3.47 ▷	**3.77**	Quality practice exam	3.71	3.73
	3.88	Exam form follows content	3.84	3.84
3.45 ▷	**3.77**	Feedback on exams	3.68	3.58

Engagement & contact

3.61 ▶	**4.46**	Teachers reachable	4.08 ▶	4.20 ▷
	4.08	Feedback	3.75 ▶	3.75 ▶
	4.62	Feel safe	4.26 ▶	4.25 ▶
	4.31	Feel at home	3.96 ▶	3.85 ▶
	4.04	Feel inspired	3.66 ▷	4.04
	4.35	Regularly engaged	3.76 ▶	4.01 ▶
	3.50	Involved outside lessons	3.48	3.66
	4.08	Feedback appreciated	3.83 ▷	3.90
3.27 ▶	**4.19**	Course evaluations	4.11	4.15

General

3.47	**3.57**	Information	3.74	3.63
3.81	**3.86**	Facilities	3.71	3.64 ▷
	3.15	Study pressure	3.16	3.38

"study pressure" is coded as: 1=too low, 3=good, 5=too high

Reaction of program management:
We are happy to see that students in our HCI and BI masterprogrammes appreciate the quality of their programme and the challenges that we put to them. On top of that they feel safe, at home, well-supervised and inspired.
One aspect where there still seems to be room for improvement is the connection to professional practice. We shall be looking into what can be done to further improve this. Possibly, inviting more speakers from industry to the colloquia organised within the programmes can contribute to a better connection.
Our department prides itself on helping our teachers develop themselves. We are therefore happy to see that our teachers are considered highly qualified and accessible, and that
they have substantially improved themselves over the last three years in these respects.

data analysis:
Jeroen Fokker - Departement Computer Science - Utrecht University
Hossein Al Mahmoudi - UBD Teaching Policy - Utrecht University

Master program 60809 MBIM

Business Informatics

Information Science

Nationale Studenten Enquete 2021

Universiteit Utrecht

2018	2021		Netherlands	Faculty
◀ 3.83	**3.44**	Satisfied with program	◀ 3.77	◀ 3.85
3.72	**3.52**	General skills	◁ 3.79	◀ 3.92
◁ 4.10	**3.75**	Education feasibility	◀ 4.09	3.87
◀ 4.02	**3.53**	Atmosphere	◀ 3.87	◀ 3.97
◁ 3.93	**3.58**	Would choose again	3.66	◀ 3.99
3.63	**3.67**	Content & organisation	3.72	◀ 3.91
◀ 3.28	**2.82**	Connection to practice	◀ 3.43	◀ 3.58
3.51	**3.62**	Teachers	◀ 3.90	◀ 3.94
3.46 ▶	**3.94**	English	◀ 4.26	◀ 4.24
3.43	**3.68**	Counseling	4.02	3.85
3.53	**3.56**	Assessment	◀ 3.78	◀ 3.75
	3.64	Engagement & contact	◀ 3.88	◀ 3.98

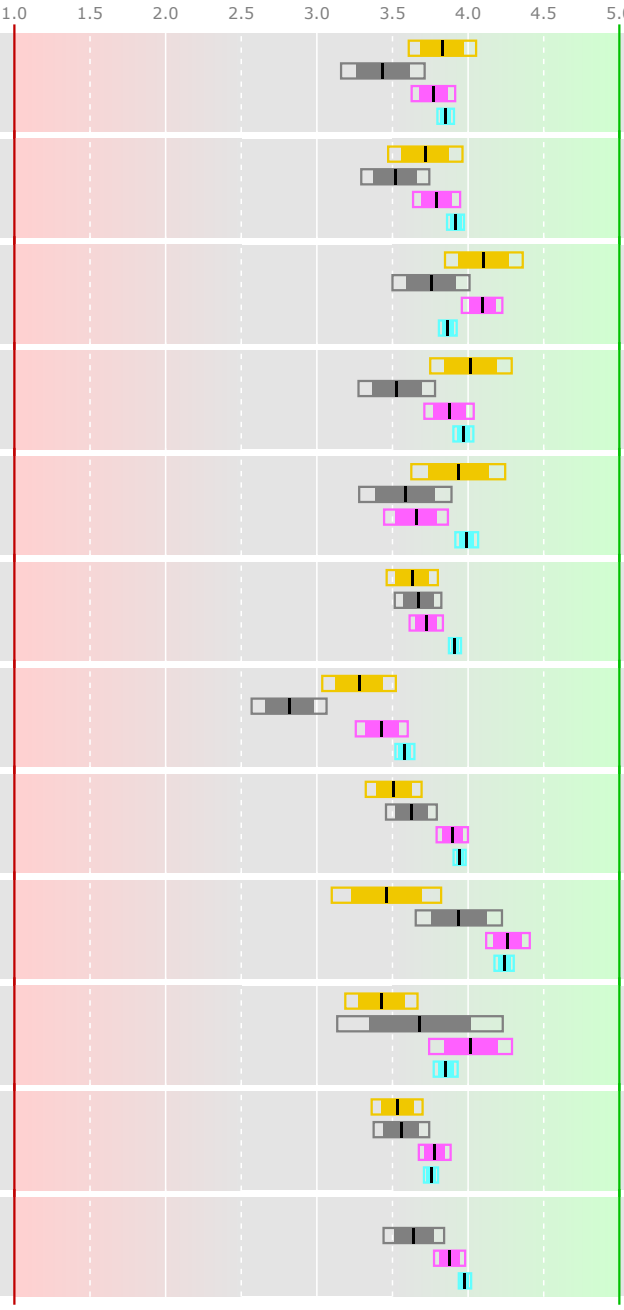

Response: 55 out of 175 = 31.4%

Compared to previous years

- program in 2018 (n=53)
- MBIM in 2021 (n=55)
- 95% confidence interval
- 80% confidence interval

The UU program in 2021 is...

- ▶ probably better
- ▷ possibly better
- ◁ possibly worse
- ◀ probably worse

...than the comparison group

Compared to similar programs in NL

- Netherlands

Leiden: ICT in Business and the Public (n=42)
Twente: Business Information Technology (n=43)
VU: Information Sciences (n=16)
Nijmegen: Information Sciences (n=21)

Compared to Master program in faculty Beta

- Faculty Beta

Physics (n=83)
Biologische Wetenschappen (n=7)
Pharmaceutical Sciences (n=4)
Mathematische Wetenschappen (n=48)
Chemische Wetenschappen (n=43)
Natuurwetenschappen en Bedrijf (n=50)
History and Philosophy of Science (n=26)
Applied Data Science (n=34)
Farmacie (n=136)
Informatica (n=69)
Artificial Intelligence (n=96)
Biosciences (n=193)

Masterprogram 60809 MBIM

Business Informatics
Information Science

Content & organisation

2018	2021		Netherlands	Faculty
3.72	**3.74**	Satisfied with content	3.82	◀4.01
3.60	**3.67**	Up-to-date	◁3.89	◀4.02
3.68	**3.75**	Quality materials	3.75	◀4.01
3.60	**3.69**	Program level	3.65	◀4.05
3.74	**3.52**	Work methods	◁3.75	◀3.83
3.83	**3.78**	Can broaden/deepen	3.80	◀4.02
	3.20	Program coordination	◁3.50	◁3.45
3.68	**3.55**	Challenging	3.60	◀3.94
3.96	**4.18**	Shape your own program	3.85▶	3.97▷

Connection to practice

◁3.40	**3.15**	Satisfied with practice	◀3.63	◀3.52
3.16	**3.04**	Skills for practice	◀3.43	◀3.59
◀3.18	**2.59**	Link to professionals	◀3.42	◀3.57

Teachers

3.47	**3.50**	Satisfied with teachers	◀3.92	◀3.99
◁3.76	**3.51**	Involvement	◁3.81	◀3.93
3.22▷	**3.51**	Didactic skills	◁3.75	◀3.78
3.68▶	**4.22**	Content expertise	4.21	◁4.42
3.65	**3.53**	Practice knowledge	◀4.00	◀3.92
3.56	**3.49**	Supportive	◀3.80	◀3.79
3.18	**3.14**	Inspiring	◁3.45	◀3.74
	3.73	Understandable	◁3.94	◁3.88
	3.86	Encourage questions	◀4.22	◀4.10

Counseling

2018	2021		Netherlands	Faculty
3.44	**3.31**	Satisfied with counseling	3.74	3.73
3.55	**3.64**	Opportunity	4.03	3.92
3.58	**3.73**	Quality	4.00	3.78

Assessment

3.38	**3.51**	Satisfied with assessment	◀3.82	◁3.72
3.57	**3.69**	Exam matches content	3.75	3.83
3.51▷	**3.75**	Clear criteria	3.91	3.73
3.57	**3.48**	Quality knowledge exam	◁3.79	◀3.82
3.47	**3.48**	Quality practice exam	◁3.71	◀3.73
	3.52	Exam form follows content	◀3.84	◀3.84
3.45	**3.44**	Feedback on exams	◁3.68	3.58

Engagement & contact

3.61▶	**4.00**	Teachers reachable	4.08	◁4.20
	3.62	Feedback	3.75	3.75
	4.08	Feel safe	4.26	4.25
	3.56	Feel at home	◀3.96	◁3.85
	3.33	Feel inspired	◁3.66	◀4.04
	3.69	Regularly engaged	3.76	◀4.01
	3.27	Involved outside lessons	3.48	◀3.66
	3.50	Feedback appreciated	◀3.83	◀3.90
3.27▶	**3.71**	Course evaluations	◀4.11	◀4.15

General

3.47	**3.39**	Information	◀3.74	◁3.63
◁3.81	**3.57**	Facilities	3.71	3.64
	3.20	Study pressure	3.16	3.38

"study pressure" is coded as: 1=too low, 3=good, 5=too high

Reaction of program management:
We are happy to see that students in our HCI and BI masterprogrammes appreciate the quality of their programme and the challenges that we put to them. On top of that they feel safe, at home, well-supervised and inspired.
One aspect where there still seems to be room for improvement is the connection to professional practice. We shall be looking into what can be done to further improve this. Possibly, inviting more speakers from industry to the colloquia organised within the programmes can contribute to a better connection.
Our department prides itself on helping our teachers develop themselves. We are therefore happy to see that our teachers are considered highly qualified and accessible, and that
they have substantially improved themselves over the last three years in these respects.

data analysis:
Jeroen Fokker - Departement Computer Science - Utrecht University
Hossein Al Mahmoudi - UBD Teaching Policy - Utrecht University

Master program 60810

Environmental Sciences

Nationale Studenten Enquete 2021

Universiteit Utrecht

2018	2021		Netherlands	Faculty
3.95	**3.83**	Satisfied with program	◁ 3.96	3.92
3.85	**3.95**	General skills	3.96	3.91
3.76 ▷	**3.95**	Education feasibility	3.94	3.96
4.25	**4.15**	Atmosphere	4.14	4.03 ▷
3.95	**3.91**	Would choose again	◁ 4.04	◁ 4.05
3.80	**3.77**	Content & organisation	◀ 3.96	◀ 3.90
3.11	**3.20**	Connection to practice	◀ 3.37	◀ 3.37
3.88 ▷	**4.02**	Teachers	4.02	3.94 ▷
4.11 ▶	**4.35**	English	4.26	4.22 ▷
3.63	**3.81**	Counseling	3.92	3.79
3.77	**3.75**	Assessment	3.73	3.74
	4.08	Engagement & contact	4.07	3.96 ▶

Response: 154 out of 364 = 42.3%

Compared to previous years

program in 2018 (n=103)
program in 2021 (n=154)
95% confidence interval
80% confidence interval

The UU program in 2021 is...
▶ probably better
▷ possibly better
◁ possibly worse
◀ probably worse
...than the comparison group

Compared to similar programs in NL

Netherlands

Leiden: Industrial Ecology (joint degre (n=136)
Groningen: Energy and Environmental Scienc (n=57)
Wageningen: Urban Environmental Management (n=82)
Wageningen: Environmental Sciences (n=172)
Maastricht: Sustainability Science and Poli (n=53)
VU: Environment and Resource Manage (n=63)
Nijmegen: Environment and Society Studies (n=38)
OU: Environmental Sciences (n=39)

Compared to Master program in faculty Geo

Faculty Geo

Human Geography and Planning (research) (n=10)
Science and Innovation (n=112)
Development Studies (n=38)
Geographical Sciences (n=32)
Energy Science (n=31)
Sociale Geografie (n=37)
Planologie (n=18)
Earth Sciences (n=167)

Masterprogram 60810

Environmental Sciences

Content & organisation

2018	2021		Netherlands	Faculty
3.74	**3.83**	Satisfied with content	◀4.07	◀4.08
4.11	**4.12**	Up-to-date	4.16	4.11
3.84	**3.93**	Quality materials	◁4.03	◁4.03
3.77	**3.86**	Program level	◁3.99	◀4.05
3.72	**3.72**	Work methods	◁3.84	3.81
3.51▶	**3.77**	Can broaden/deepen	◀4.11	3.88
	3.58	Program coordination	◁3.72	◁3.71
3.57▷	**3.73**	Challenging	◀3.89	◀3.94
3.54	**3.45**	Shape your own program	◀3.95	◀3.66

Connection to practice

2018	2021		Netherlands	Faculty
3.54	**3.50**	Satisfied with practice	3.52	3.47
3.17	**3.17**	Skills for practice	◀3.40	◀3.36
3.11	**3.22**	Link to professionals	◁3.35	◁3.38

Teachers

2018	2021		Netherlands	Faculty
3.89▶	**4.14**	Satisfied with teachers	4.06	4.06
3.92	**4.01**	Involvement	4.01	3.97
3.72▷	**3.91**	Didactic skills	3.89	3.88
4.21	**4.28**	Content expertise	◁4.38	◀4.44
3.76	**3.80**	Practice knowledge	3.84	3.76
3.92	**3.94**	Supportive	3.87	3.74▶
3.54▶	**3.82**	Inspiring	3.80	3.73
	4.01	Understandable	4.01	3.90▷
	4.36	Encourage questions	4.30	4.10▶

Counseling

2018	2021		Netherlands	Faculty
3.67	**3.67**	Satisfied with counseling	◁3.88	3.68
3.82	**3.85**	Opportunity	3.98	3.78
3.74	**3.76**	Quality	3.87	3.80

Assessment

2018	2021		Netherlands	Faculty
3.74	**3.77**	Satisfied with assessment	3.70	3.71
3.79	**3.87**	Exam matches content	3.80	3.81
◁3.98	**3.81**	Clear criteria	3.83	3.79
3.65	**3.72**	Quality knowledge exam	3.78	3.80
3.66	**3.65**	Quality practice exam	3.68	3.67
	3.78	Exam form follows content	3.83	3.82
3.73	**3.64**	Feedback on exams	3.49▷	3.53

Engagement & contact

2018	2021		Netherlands	Faculty
4.03▶	**4.36**	Teachers reachable	4.13▶	4.05▶
	3.97	Feedback	3.72▶	3.73▶
	4.32	Feel safe	4.37	4.26
	3.83	Feel at home	3.85	3.87
	4.09	Feel inspired	4.18	4.02
	4.10	Regularly engaged	4.13	4.07
	3.82	Involved outside lessons	3.87	3.64▷
	4.01	Feedback appreciated	4.07	3.90▷
3.42▶	**4.27**	Course evaluations	4.30	4.11▶

General

2018	2021		Netherlands	Faculty
3.68▷	**3.89**	Information	3.88	3.72▶
◀4.00	**3.69**	Facilities	3.71	3.50▶
	3.24	Study pressure	3.39	3.36

"study pressure" is coded as: 1=too low, 3=good, 5=too high

data analysis:
Jeroen Fokker - Departement Computer Science - Utrecht University
Hossein Al Mahmoudi - UBD Teaching Policy - Utrecht University

Master program 60810 H2OM

Water Science and Management

Environmental Sciences

Nationale Studenten Enquete 2021

Universiteit Utrecht

2018	2021		Netherlands	Faculty
3.95	**3.84**	Satisfied with program	3.96	3.92
3.85	**3.88**	General skills	3.96	3.91
3.76 ▷	**4.00**	Education feasibility	3.94	3.96
4.25	**4.25**	Atmosphere	4.14	4.03 ▷
3.95	**3.92**	Would choose again	4.04	4.05
3.80	**3.65**	Content & organisation	◀ 3.96	◀ 3.90
3.11	**3.21**	Connection to practice	◁ 3.37	3.37
3.88 ▷	**4.08**	Teachers	4.02	3.94 ▷
4.11	**4.21**	English	4.26	4.22
3.63 ▷	**4.00**	Counseling	3.92	3.79
◁ 3.77	**3.61**	Assessment	◁ 3.73	◁ 3.74
	3.97	Engagement & contact	4.07	3.96

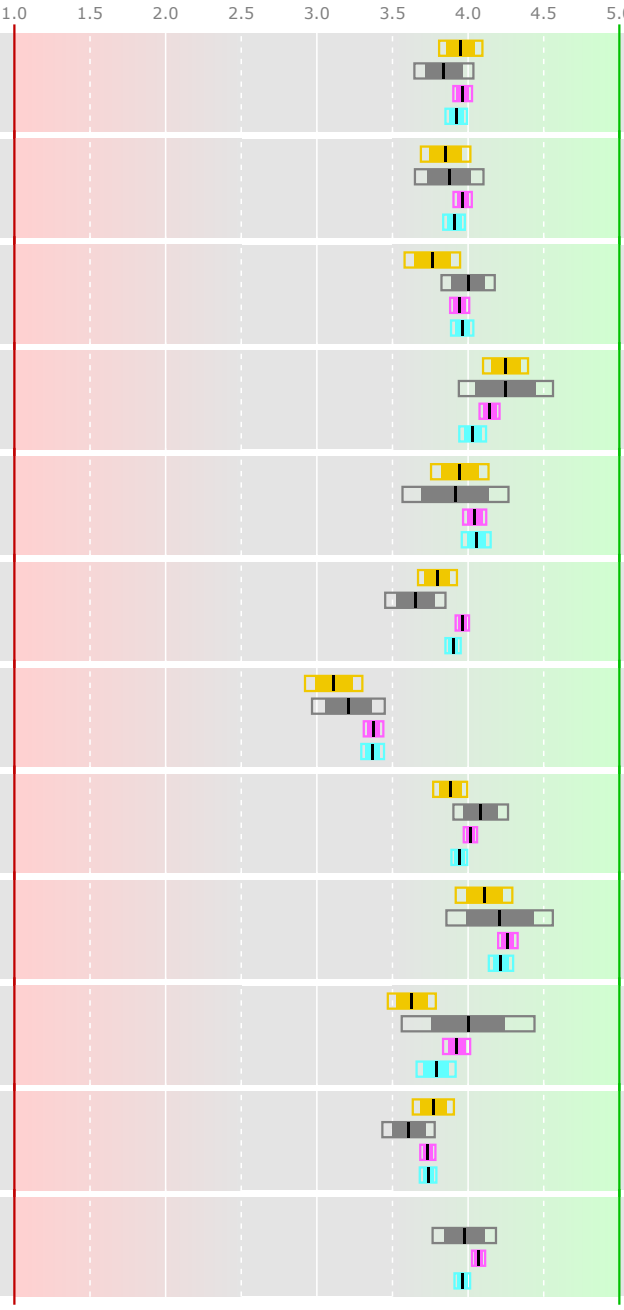

Response: 25 out of 62 = 40.3%

Compared to previous years

- program in 2018 (n=103)
- H2OM in 2021 (n=25)
- 95% confidence interval
- 80% confidence interval

The UU program in 2021 is...

- ▶ probably better
- ▷ possibly better
- ◁ possibly worse
- ◀ probably worse

...than the comparison group

Compared to similar programs in NL

- Netherlands

Leiden: Industrial Ecology (joint degre (n=136)
Groningen: Energy and Environmental Scienc (n=57)
Wageningen: Urban Environmental Management (n=82)
Wageningen: Environmental Sciences (n=172)
Maastricht: Sustainability Science and Poli (n=53)
VU: Environment and Resource Manage (n=63)
Nijmegen: Environment and Society Studies (n=38)
OU: Environmental Sciences (n=39)

Compared to Master program in faculty Geo

- Faculty Geo

Human Geography and Planning (research) (n=10)
Science and Innovation (n=112)
Development Studies (n=38)
Geographical Sciences (n=32)
Energy Science (n=31)
Sociale Geografie (n=37)
Planologie (n=18)
Earth Sciences (n=167)

Masterprogram 60810 H2OM

Water Science and Management
Environmental Sciences

Content & organisation

2018	2021		Netherlands	Faculty
3.74	**3.67**	Satisfied with content	◀4.07	◀4.08
4.11	**4.00**	Up-to-date	4.16	4.11
3.84	**3.88**	Quality materials	4.03	4.03
3.77	**3.83**	Program level	3.99	◁4.05
3.72	**3.83**	Work methods	3.84	3.81
3.51	**3.54**	Can broaden/deepen	◀4.11	◁3.88
	3.46	Program coordination	3.72	3.71
3.57	**3.75**	Challenging	3.89	◁3.94
◀3.54	**2.92**	Shape your own program	◀3.95	◀3.66

Connection to practice

3.54	**3.58**	Satisfied with practice	3.52	3.47
3.17	**3.21**	Skills for practice	◁3.40	3.36
3.11	**3.21**	Link to professionals	3.35	3.38

Teachers

3.89▷	**4.12**	Satisfied with teachers	4.06	4.06
3.92	**3.96**	Involvement	4.01	3.97
3.72▷	**4.04**	Didactic skills	3.89	3.88
4.21	**4.33**	Content expertise	4.38	4.44
3.76▷	**4.04**	Practice knowledge	3.84▷	3.76▷
3.92	**4.00**	Supportive	3.87	3.74▷
3.54▶	**4.00**	Inspiring	3.80	3.73▷
	4.04	Understandable	4.01	3.90
	4.25	Encourage questions	4.30	4.10

Counseling

2018	2021		Netherlands	Faculty
3.67	**3.80**	Satisfied with counseling	3.88	3.68
3.82	**4.00**	Opportunity	3.98	3.78
3.74▶	**4.00**	Quality	3.87▷	3.80▶

Assessment

3.74	**3.79**	Satisfied with assessment	3.70	3.71
3.79	**3.82**	Exam matches content	3.80	3.81
◁3.98	**3.59**	Clear criteria	◁3.83	3.79
3.65	**3.73**	Quality knowledge exam	3.78	3.80
3.66	**3.55**	Quality practice exam	3.68	3.67
	3.68	Exam form follows content	3.83	3.82
◁3.73	**3.27**	Feedback on exams	3.49	3.53

Engagement & contact

4.03▶	**4.41**	Teachers reachable	4.13▷	4.05▶
	3.82	Feedback	3.72	3.73
	4.41	Feel safe	4.37	4.26
	3.86	Feel at home	3.85	3.87
	3.91	Feel inspired	4.18	4.02
	3.95	Regularly engaged	4.13	4.07
	3.45	Involved outside lessons	◀3.87	3.64
	3.86	Feedback appreciated	4.07	3.90
3.42▶	**4.09**	Course evaluations	4.30	4.11

General

3.68	**3.79**	Information	3.88	3.72
◁4.00	**3.67**	Facilities	3.71	3.50
	3.21	Study pressure	3.39	3.36

"study pressure" is coded as: 1=too low, 3=good, 5=too high

data analysis:
Jeroen Fokker - Departement Computer Science - Utrecht University
Hossein Al Mahmoudi - UBD Teaching Policy - Utrecht University

Master program 60810 SUSD

Sustainable Development
Environmental Sciences

Nationale Studenten Enquete 2021

Universiteit Utrecht

2018	2021		Netherlands	Faculty
3.95	**3.83**	Satisfied with program	◁ 3.96	3.92
3.85	**3.97**	General skills	3.96	3.91
3.76 ▷	**3.94**	Education feasibility	3.94	3.96
4.25	**4.14**	Atmosphere	4.14	4.03
3.95	**3.90**	Would choose again	◁ 4.04	◁ 4.05
3.80	**3.79**	Content & organisation	◀ 3.96	◁ 3.90
3.11	**3.19**	Connection to practice	◀ 3.37	◀ 3.37
3.88 ▷	**4.00**	Teachers	4.02	3.94
4.11 ▶	**4.38**	English	4.26 ▷	4.22 ▶
3.63	**3.78**	Counseling	3.92	3.79
3.77	**3.77**	Assessment	3.73	3.74
	4.11	Engagement & contact	4.07	3.96 ▶

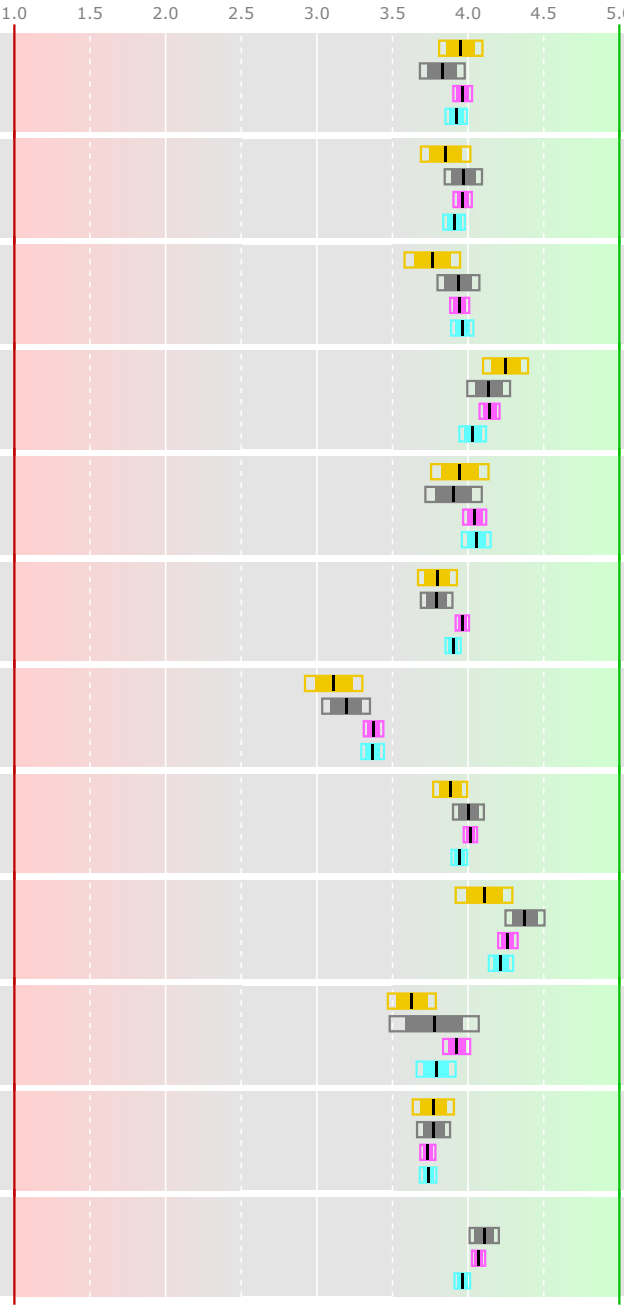

Response: 129 out of 302 = 42.7%

Compared to previous years

- program in 2018 (n=103)
- SUSD in 2021 (n=129)
- 95% confidence interval
- 80% confidence interval

The UU program in 2021 is...

- ▶ probably better
- ▷ possibly better
- ◁ possibly worse
- ◀ probably worse

...than the comparison group

Compared to similar programs in NL

Netherlands

Leiden: Industrial Ecology (joint degre (n=136)
Groningen: Energy and Environmental Scienc (n=57)
Wageningen: Urban Environmental Management (n=82)
Wageningen: Environmental Sciences (n=172)
Maastricht: Sustainability Science and Poli (n=53)
VU: Environment and Resource Manage (n=63)
Nijmegen: Environment and Society Studies (n=38)
OU: Environmental Sciences (n=39)

Compared to Master program in faculty Geo

Faculty Geo

Human Geography and Planning (research) (n=10)
Science and Innovation (n=112)
Development Studies (n=38)
Geographical Sciences (n=32)
Energy Science (n=31)
Sociale Geografie (n=37)
Planologie (n=18)
Earth Sciences (n=167)

Masterprogram 60810 SUSD

Sustainable Development Environmental Sciences

Content & organisation

2018	2021		Netherlands	Faculty
3.74	**3.86**	Satisfied with content	◀4.07	◀4.08
4.11	**4.15**	Up-to-date	4.16	4.11
3.84	**3.94**	Quality materials	◁4.03	4.03
3.77	**3.87**	Program level	◁3.99	◁4.05
3.72	**3.70**	Work methods	◁3.84	◁3.81
3.51▶	**3.82**	Can broaden/deepen	◀4.11	3.88
	3.61	Program coordination	3.72	3.71
3.57	**3.73**	Challenging	◀3.89	◀3.94
3.54	**3.55**	Shape your own program	◀3.95	3.66

Connection to practice

2018	2021		Netherlands	Faculty
3.54	**3.49**	Satisfied with practice	3.52	3.47
3.17	**3.17**	Skills for practice	◀3.40	◀3.36
3.11	**3.22**	Link to professionals	3.35	◁3.38

Teachers

2018	2021		Netherlands	Faculty
3.89▶	**4.14**	Satisfied with teachers	4.06	4.06
3.92	**4.02**	Involvement	4.01	3.97
3.72▷	**3.88**	Didactic skills	3.89	3.88
4.21	**4.27**	Content expertise	◁4.38	◀4.44
3.76	**3.75**	Practice knowledge	3.84	3.76
3.92	**3.93**	Supportive	3.87	3.74▶
3.54▷	**3.78**	Inspiring	3.80	3.73
	4.00	Understandable	4.01	3.90▷
	4.38	Encourage questions	4.30	4.10▶

Counseling

2018	2021		Netherlands	Faculty
3.67	**3.65**	Satisfied with counseling	◁3.88	3.68
3.82	**3.83**	Opportunity	3.98	3.78
3.74	**3.72**	Quality	3.87	3.80

Assessment

2018	2021		Netherlands	Faculty
3.74	**3.77**	Satisfied with assessment	3.70	3.71
3.79	**3.88**	Exam matches content	3.80	3.81
3.98	**3.85**	Clear criteria	3.83	3.79
3.65	**3.72**	Quality knowledge exam	3.78	3.80
3.66	**3.67**	Quality practice exam	3.68	3.67
	3.80	Exam form follows content	3.83	3.82
3.73	**3.71**	Feedback on exams	3.49▶	3.53▷

Engagement & contact

2018	2021		Netherlands	Faculty
4.03▶	**4.35**	Teachers reachable	4.13▶	4.05▶
	4.00	Feedback	3.72▶	3.73▶
	4.30	Feel safe	4.37	4.26
	3.83	Feel at home	3.85	3.87
	4.13	Feel inspired	4.18	4.02
	4.13	Regularly engaged	4.13	4.07
	3.89	Involved outside lessons	3.87	3.64▶
	4.04	Feedback appreciated	4.07	3.90▷
3.42▶	**4.31**	Course evaluations	4.30	4.11▶

General

2018	2021		Netherlands	Faculty
3.68▶	**3.91**	Information	3.88	3.72▶
◀4.00	**3.69**	Facilities	3.71	3.50▶
	3.25	Study pressure	3.39	3.36

"study pressure" is coded as: 1=too low, 3=good, 5=too high

data analysis:
Jeroen Fokker - Departement Computer Science - Utrecht University
Hossein Al Mahmoudi - UBD Teaching Policy - Utrecht University

Master program 60813

Letterkunde

Nationale Studenten Enquete 2021

Universiteit Utrecht

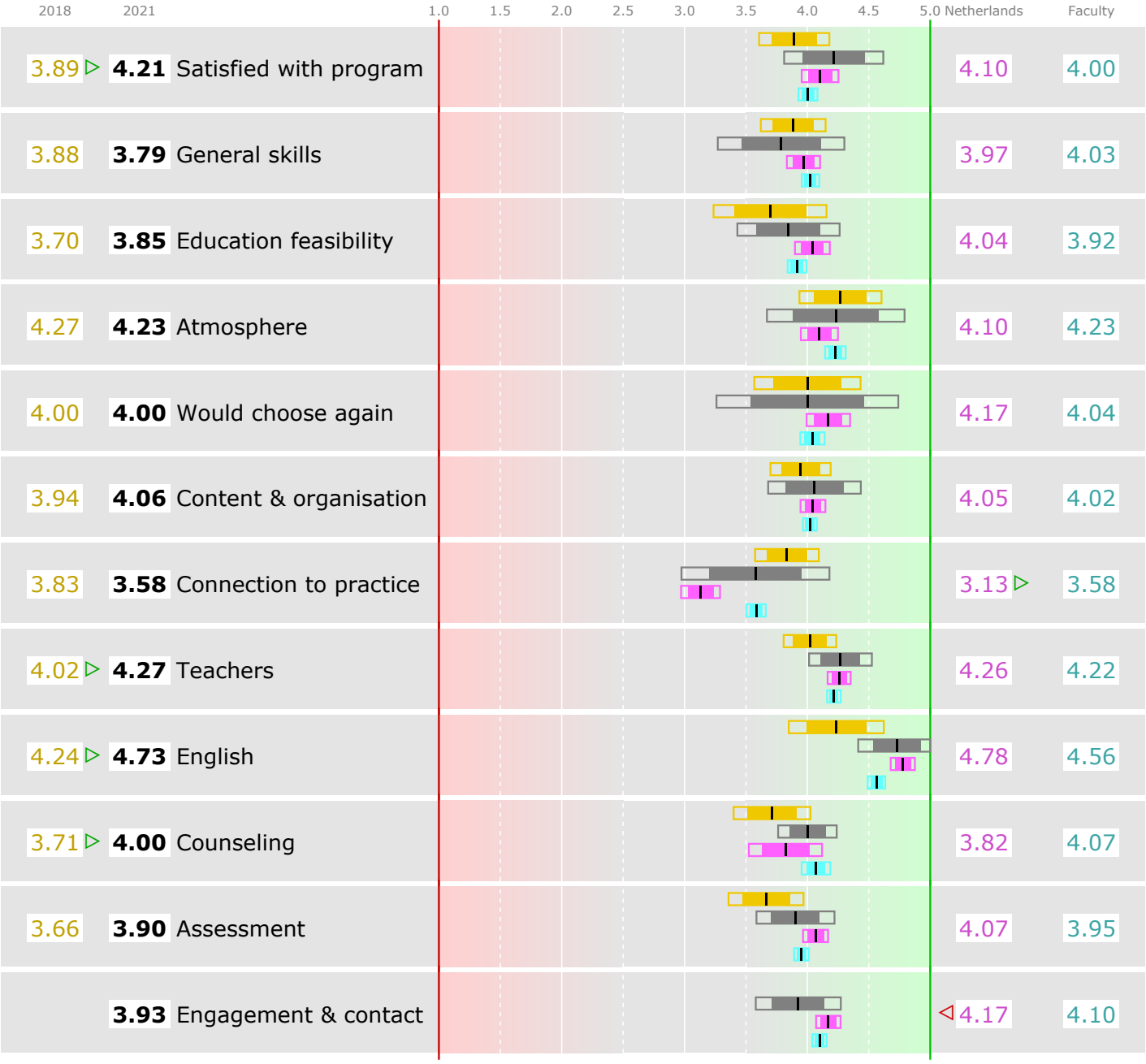

Response: 14 out of 38 = 36.8%

Compared to previous years

- program in 2018 (n=28)
- program in 2021 (n=14)
- 95% confidence interval
- 80% confidence interval

The UU program in 2021 is...

- ▶ probably better
- ▷ possibly better
- ◁ possibly worse
- ◀ probably worse

...than the comparison group

Compared to similar programs in NL

Netherlands

Leiden: Letterkunde (n=43)
Groningen: Letterkunde (n=31)
UvA: Letterkunde (n=23)
Nijmegen: Letterkunde (n=29)

Compared to Master program in faculty GW

Faculty GW

Kunst- & cultuurwetenschappen (n=72)
Filosofie (research) (n=6)
Geschiedenis (research) (n=32)
Internationale betrekkingen (n=45)
Letterkunde (research) (n=13)
Taalwetenschappen (n=40)
Taalwetenschappen (research) (n=17)
Filosofie (n=21)
Theologie & Religiewetenschappen (n=11)
Kunst- & cultuurwetenschappen (research (n=53)
Mediastudies (n=24)
Mediastudies (research) (n=19)
Communicatie- & Informatiewetenschappen (n=24)
Neerlandistiek (n=12)
Neerlandistiek (research) (n=15)
Geschiedenis (n=27)
Vertaalwetenschap (n=13)

Masterprogram 60813

Letterkunde

Content & organisation

2018	2021		Netherlands	Faculty
4.08	**3.93**	Satisfied with content	◁4.26	4.12
3.83	**4.00**	Up-to-date	4.01	4.06
4.04▷	**4.31**	Quality materials	4.16	4.20
4.04	**4.23**	Program level	4.25	4.20
4.00	**4.00**	Work methods	4.05	3.94
3.83	**4.00**	Can broaden/deepen	4.07	4.04
	4.23	Program coordination	3.74▷	3.86▷
3.87	**4.00**	Challenging	4.12	4.09
3.74	**3.69**	Shape your own program	3.97	3.78

Connection to practice

3.65	**3.43**	Satisfied with practice	3.32	3.60
3.62	**3.38**	Skills for practice	3.18	3.53
3.79	**3.77**	Link to professionals	3.08▶	3.64

Teachers

4.12	**4.21**	Satisfied with teachers	4.42	4.32
4.00▷	**4.31**	Involvement	4.23	4.33
3.96▷	**4.38**	Didactic skills	4.23	4.21
4.48	**4.62**	Content expertise	4.67	4.59
3.83	**4.00**	Practice knowledge	3.93	3.98
3.96	**4.23**	Supportive	4.07	4.07
3.91	**3.85**	Inspiring	◁4.21	4.09
	4.31	Understandable	4.34	4.18
	4.46	Encourage questions	4.39	4.27

Counseling

2018	2021		Netherlands	Faculty
3.58▷	**4.10**	Satisfied with counseling	3.93	4.06
3.86	**4.10**	Opportunity	3.81	4.09
3.90	**3.90**	Quality	3.83	4.05

Assessment

3.73	**3.92**	Satisfied with assessment	4.05	3.94
3.78	**4.00**	Exam matches content	4.14	4.09
3.48	**3.83**	Clear criteria	3.96	3.78
3.70▷	**4.17**	Quality knowledge exam	4.11	4.00
3.70	**3.83**	Quality practice exam	3.98	3.91
	4.00	Exam form follows content	4.11	4.04
3.83	**3.58**	Feedback on exams	◁4.09	3.89

Engagement & contact

4.09	**4.25**	Teachers reachable	4.26	4.19
	3.92	Feedback	4.11	3.98
	4.33	Feel safe	4.34	4.21
	3.58	Feel at home	3.99	3.87
	3.75	Feel inspired	◀4.27	◁4.15
	4.25	Regularly engaged	4.16	4.20
	3.67	Involved outside lessons	3.95	3.95
	3.50	Feedback appreciated	◀4.16	◁4.04
3.33▷	**4.08**	Course evaluations	4.28	4.28

General

3.69	**3.79**	Information	3.92	3.94
3.50	**3.71**	Facilities	3.56	3.53
	3.54	Study pressure	3.27	3.54

"study pressure" is coded as: 1=too low, 3=good, 5=too high

data analysis:
Jeroen Fokker - Departement Computer Science - Utrecht University
Hossein Al Mahmoudi - UBD Teaching Policy - Utrecht University

Master program 60813 LITT

Literatuur vandaag

Letterkunde

Nationale Studenten Enquete 2021

Universiteit Utrecht

2018	2021		Netherlands	Faculty
3.89 ▷	**4.33**	Satisfied with program	4.10	4.00 ▷
3.88	**3.92**	General skills	3.97	4.03
3.70	**3.82**	Education feasibility	4.04	3.92
4.27	**4.45**	Atmosphere	4.10 ▷	4.23
4.00	**4.09**	Would choose again	4.17	4.04
3.94	**4.17**	Content & organisation	4.05	4.02
3.83	**3.77**	Connection to practice	3.13 ▶	3.58
4.02 ▷	**4.36**	Teachers	4.26	4.22
4.24 ▷	**4.73**	English	4.78	4.56
3.71 ▷	**4.06**	Counseling	3.82	4.07
3.66	**3.95**	Assessment	4.07	3.95
	4.08	Engagement & contact	4.17	4.10

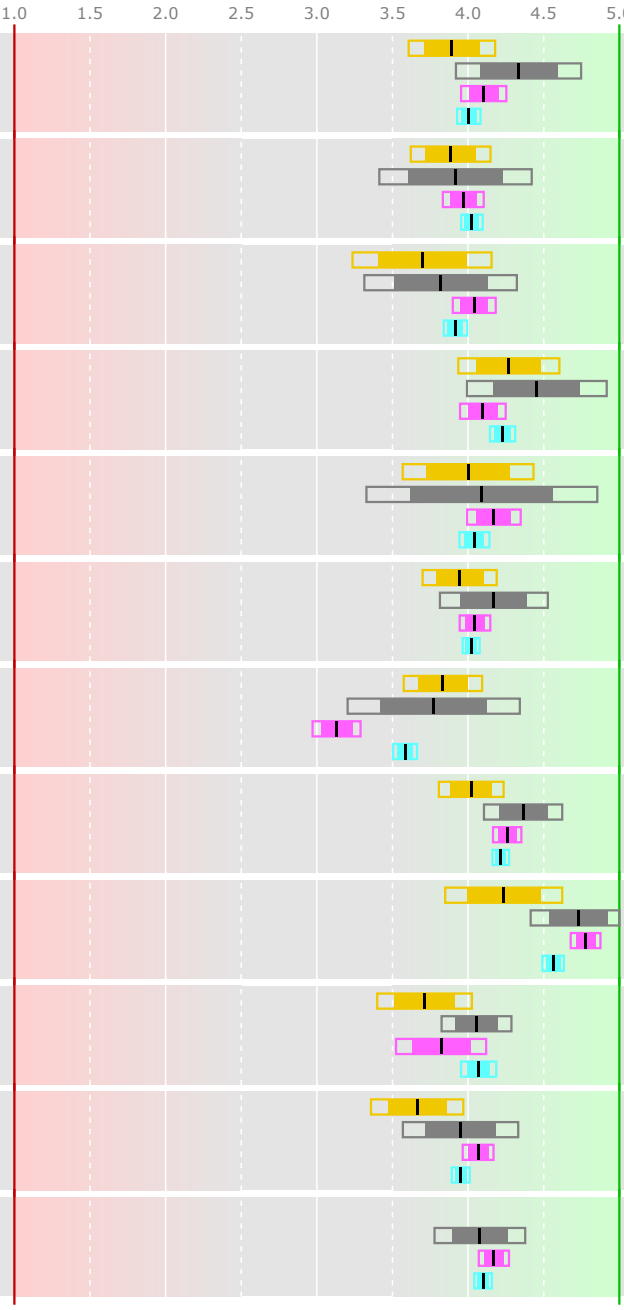

Response: 12 out of 33 = 36.4%

Compared to previous years

- program in 2018 (n=28)
- LITT in 2021 (n=12)
- 95% confidence interval
- 80% confidence interval

The UU program in 2021 is...

- ▶ probably better
- ▷ possibly better
- ◁ possibly worse
- ◀ probably worse

...than the comparison group

Compared to similar programs in NL

- Netherlands

Leiden: Letterkunde (n=43)
Groningen: Letterkunde (n=31)
UvA: Letterkunde (n=23)
Nijmegen: Letterkunde (n=29)

Compared to Master program in faculty GW

- Faculty GW

Kunst- & cultuurwetenschappen (n=72)
Filosofie (research) (n=6)
Geschiedenis (research) (n=32)
Internationale betrekkingen (n=45)
Letterkunde (research) (n=13)
Taalwetenschappen (n=40)
Taalwetenschappen (research) (n=17)
Filosofie (n=21)
Theologie & Religiewetenschappen (n=11)
Kunst- & cultuurwetenschappen (research (n=53)
Mediastudies (n=24)
Mediastudies (research) (n=19)
Communicatie- & Informatiewetenschappen (n=24)
Neerlandistiek (n=12)
Neerlandistiek (research) (n=15)
Geschiedenis (n=27)
Vertaalwetenschap (n=13)

Masterprogram 60813 LITT

Literatuur vandaag
Letterkunde

Content & organisation

2018	2021		Netherlands	Faculty
4.08	**4.08**	Satisfied with content	4.26	4.12
3.83	**4.00**	Up-to-date	4.01	4.06
4.04 ▷	**4.36**	Quality materials	4.16	4.20
4.04 ▷	**4.45**	Program level	4.25	4.20 ▷
4.00	**4.09**	Work methods	4.05	3.94
3.83	**4.09**	Can broaden/deepen	4.07	4.04
	4.36	Program coordination	3.74 ▶	3.86 ▷
3.87	**4.18**	Challenging	4.12	4.09
3.74	**3.82**	Shape your own program	3.97	3.78

Connection to practice

3.65	**3.50**	Satisfied with practice	3.32	3.60
3.62	**3.55**	Skills for practice	3.18	3.53
3.79	**4.00**	Link to professionals	3.08 ▶	3.64 ▷

Teachers

4.12	**4.33**	Satisfied with teachers	4.42	4.32
4.00 ▷	**4.36**	Involvement	4.23	4.33
3.96 ▷	**4.45**	Didactic skills	4.23	4.21 ▷
4.48	**4.73**	Content expertise	4.67	4.59
3.83	**4.09**	Practice knowledge	3.93	3.98
3.96	**4.27**	Supportive	4.07	4.07
3.91	**4.09**	Inspiring	4.21	4.09
	4.45	Understandable	4.34	4.18 ▷
	4.45	Encourage questions	4.39	4.27

Counseling

2018	2021		Netherlands	Faculty
3.58 ▷	**4.11**	Satisfied with counseling	3.93	4.06
3.86	**4.11**	Opportunity	3.81	4.09
3.90	**4.00**	Quality	3.83	4.05

Assessment

3.73 ▷	**4.00**	Satisfied with assessment	4.05	3.94 ▷
3.78	**4.00**	Exam matches content	4.14	4.09
3.48	**3.90**	Clear criteria	3.96	3.78
3.70 ▷	**4.20**	Quality knowledge exam	4.11	4.00
3.70	**3.90**	Quality practice exam	3.98	3.91
	4.10	Exam form follows content	4.11	4.04
3.83	**3.60**	Feedback on exams	◁ 4.09	3.89

Engagement & contact

4.09	**4.30**	Teachers reachable	4.26	4.19
	3.90	Feedback	4.11	3.98
	4.50	Feel safe	4.34	4.21
	3.80	Feel at home	3.99	3.87
	4.00	Feel inspired	◁ 4.27	4.15
	4.20	Regularly engaged	4.16	4.20
	3.80	Involved outside lessons	3.95	3.95
	3.70	Feedback appreciated	◁ 4.16	4.04
3.33 ▶	**4.50**	Course evaluations	4.28	4.28

General

3.69	**3.92**	Information	3.92	3.94
3.50	**3.67**	Facilities	3.56	3.53
	3.45	Study pressure	3.27	3.54

"study pressure" is coded as: 1=too low, 3=good, 5=too high

data analysis:
Jeroen Fokker - Departement Computer Science - Utrecht University
Hossein Al Mahmoudi - UBD Teaching Policy - Utrecht University

Master program 60813 VERM

Vertalen

Letterkunde

Nationale Studenten Enquete 2021

Universiteit Utrecht

2018	2021		Netherlands	Faculty
3.89	**3.50**	Satisfied with program	4.10	4.00
3.88	**3.00**	General skills	3.97	4.03
3.70	**4.00**	Education feasibility	4.04	3.92
4.27	**3.00**	Atmosphere	4.10	4.23
4.00	**3.50**	Would choose again	4.17	4.04
3.94	**3.44**	Content & organisation	4.05	4.02
3.83	**2.50**	Connection to practice	3.13	3.58
4.02	**3.75**	Teachers	◁ 4.26	◁ 4.22
4.24		English	4.78	4.56
◁ 3.71	**3.50**	Counseling	◀ 3.82	◀ 4.07
3.66	**3.67**	Assessment	4.07	3.95
	3.17	Engagement & contact	4.17	4.10

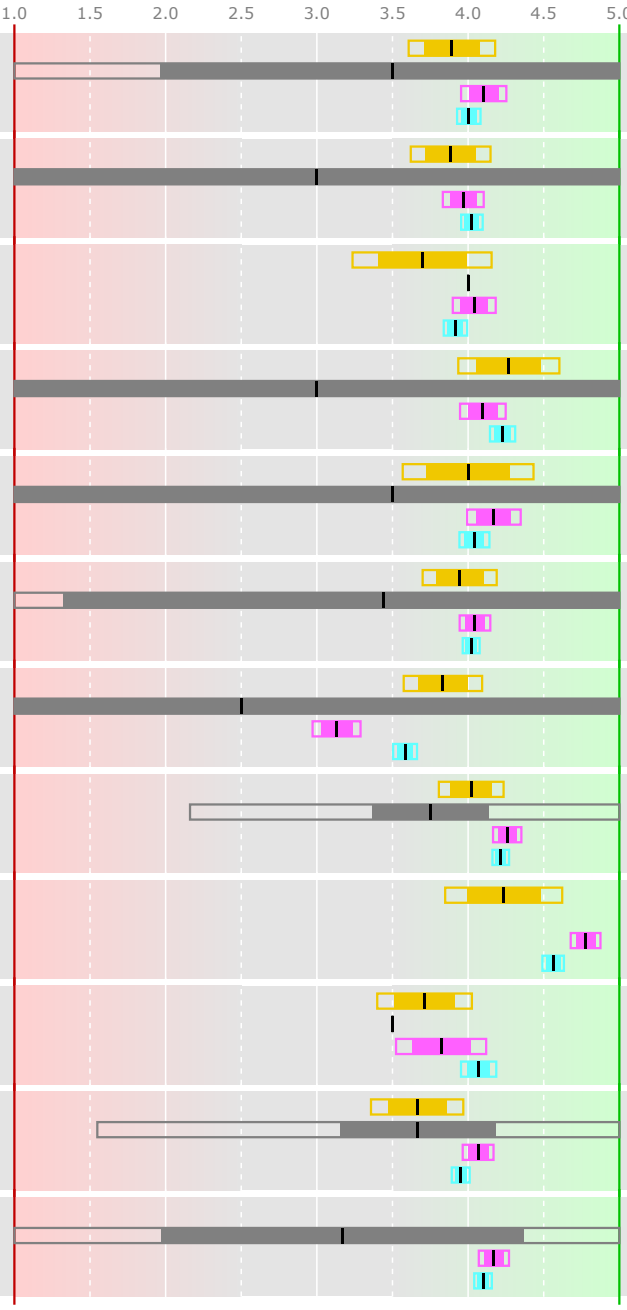

Response: 2 out of 5 = 40.0%

Compared to previous years

- program in 2018 (n=28)
- VERM in 2021 (n=2)
- 95% confidence interval
- 80% confidence interval

The UU program in 2021 is...

- ▶ probably better
- ▷ possibly better
- ◁ possibly worse
- ◀ probably worse

...than the comparison group

Compared to similar programs in NL

Netherlands

Leiden: Letterkunde (n=43)
Groningen: Letterkunde (n=31)
UvA: Letterkunde (n=23)
Nijmegen: Letterkunde (n=29)

Compared to Master program in faculty GW

Faculty GW

Kunst- & cultuurwetenschappen (n=72)
Filosofie (research) (n=6)
Geschiedenis (research) (n=32)
Internationale betrekkingen (n=45)
Letterkunde (research) (n=13)
Taalwetenschappen (n=40)
Taalwetenschappen (research) (n=17)
Filosofie (n=21)
Theologie & Religiewetenschappen (n=11)
Kunst- & cultuurwetenschappen (research (n=53)
Mediastudies (n=24)
Mediastudies (research) (n=19)
Communicatie- & Informatiewetenschappen (n=24)
Neerlandistiek (n=12)
Neerlandistiek (research) (n=15)
Geschiedenis (n=27)
Vertaalwetenschap (n=13)

Masterprogram 60813 VERM

Vertalen
Letterkunde

Content & organisation

2018	2021		Netherlands	Faculty
4.08	**3.00**	Satisfied with content	4.26	4.12
3.83	**4.00**	Up-to-date	4.01	4.06
4.04	**4.00**	Quality materials	4.16	◁4.20
4.04	**3.00**	Program level	4.25	4.20
4.00	**3.50**	Work methods	4.05	3.94
3.83	**3.50**	Can broaden/deepen	4.07	4.04
	3.50	Program coordination	3.74	3.86
3.87	**3.00**	Challenging	4.12	4.09
3.74	**3.00**	Shape your own program	3.97	3.78

Connection to practice

3.65	**3.00**	Satisfied with practice	3.32	3.60
3.62	**2.50**	Skills for practice	3.18	3.53
3.79	**2.50**	Link to professionals	3.08	3.64

Teachers

4.12	**3.50**	Satisfied with teachers	4.42	4.32
4.00	**4.00**	Involvement	◁4.23	◁4.33
3.96	**4.00**	Didactic skills	◁4.23	◁4.21
◁4.48	**4.00**	Content expertise	◀4.67	◀4.59
3.83	**3.50**	Practice knowledge	3.93	3.98
3.96	**4.00**	Supportive	4.07	4.07
3.91	**2.50**	Inspiring	◁4.21	◁4.09
	3.50	Understandable	4.34	4.18
	4.50	Encourage questions	4.39	4.27

Counseling

2018	2021		Netherlands	Faculty
3.58▶	**4.00**	Satisfied with counseling	3.93	4.06
3.86	**4.00**	Opportunity	3.81	◁4.09
◀3.90	**3.00**	Quality	◀3.83	◀4.05

Assessment

3.73	**3.50**	Satisfied with assessment	4.05	3.94
3.78	**4.00**	Exam matches content	4.14	4.09
3.48	**3.50**	Clear criteria	3.96	3.78
3.70	**4.00**	Quality knowledge exam	4.11	4.00
3.70	**3.50**	Quality practice exam	3.98	3.91
	3.50	Exam form follows content	4.11	4.04
3.83	**3.50**	Feedback on exams	4.09	3.89

Engagement & contact

4.09	**4.00**	Teachers reachable	◁4.26	◁4.19
	4.00	Feedback	4.11	3.98
	3.50	Feel safe	4.34	4.21
	2.50	Feel at home	3.99	3.87
	2.50	Feel inspired	◁4.27	◁4.15
	4.50	Regularly engaged	4.16	4.20
	3.00	Involved outside lessons	3.95	3.95
	2.50	Feedback appreciated	◁4.16	4.04
3.33	**2.00**	Course evaluations	4.28	4.28

General

3.69	**3.00**	Information	3.92	3.94
3.50	**4.00**	Facilities	3.56	3.53
	4.00	Study pressure	3.27	3.54

"study pressure" is coded as: 1=too low, 3=good, 5=too high

data analysis:
Jeroen Fokker - Departement Computer Science - Utrecht University
Hossein Al Mahmoudi - UBD Teaching Policy - Utrecht University

Master program 60814

Letterkunde (research)

Nationale Studenten Enquete 2021

Universiteit Utrecht

2018	2021		Netherlands	Faculty
4.18	**4.38**	Satisfied with program	3.98 ▶	4.00 ▶
4.35	**4.31**	General skills	4.06 ▷	4.01 ▷
4.19	**4.00**	Education feasibility	3.83	3.91
4.35	**4.50**	Atmosphere	4.15 ▷	4.22
3.93 ▶	**4.58**	Would choose again	4.02 ▶	4.03 ▶
4.31	**4.46**	Content & organisation	4.03 ▶	4.01 ▶
3.22	**3.29**	Connection to practice	3.31	◁ 3.59
4.31	**4.46**	Teachers	4.22 ▷	4.21 ▷
4.79 ▷	**5.00**	English	4.57 ▶	4.55 ▶
4.23	**3.62**	Counseling	4.05	4.08
4.42	**4.21**	Assessment	3.94 ▷	3.94 ▷
	4.29	Engagement & contact	4.17	4.09 ▷

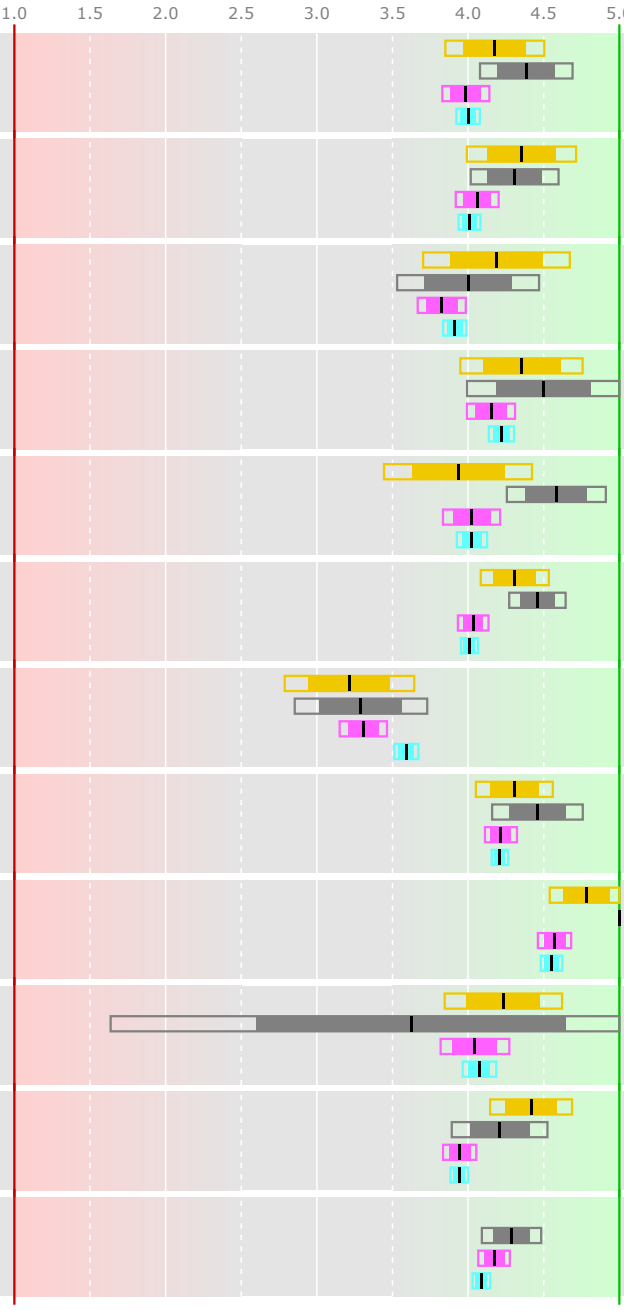

Response: 13 out of 41 = 31.7%

Compared to previous years

- program in 2018 (n=17)
- program in 2021 (n=13)
- 95% confidence interval
- 80% confidence interval

The UU program in 2021 is...

- ▶ probably better
- ▷ possibly better
- ◁ possibly worse
- ◀ probably worse

...than the comparison group

Compared to similar programs in NL

Netherlands

Utrecht: Taalwetenschappen (research) (n=17)
Utrecht: Neerlandistiek (research) (n=15)
Leiden: Letterkunde (research) (n=9)
Leiden: Taalwetenschappen (research) (n=32)
Groningen: Taalwetenschappen (research) (n=34)
UvA: Letterkunde (research) (n=15)
UvA: Taalwetenschappen (research) (n=11)

Compared to Master program in faculty GW

Faculty GW

Kunst- & cultuurwetenschappen (n=72)
Filosofie (research) (n=6)
Geschiedenis (research) (n=32)
Internationale betrekkingen (n=45)
Letterkunde (n=14)
Taalwetenschappen (n=40)
Taalwetenschappen (research) (n=17)
Filosofie (n=21)
Theologie & Religiewetenschappen (n=11)
Kunst- & cultuurwetenschappen (research (n=53)
Mediastudies (n=24)
Mediastudies (research) (n=19)
Communicatie- & Informatiewetenschappen (n=24)
Neerlandistiek (n=12)
Neerlandistiek (research) (n=15)
Geschiedenis (n=27)
Vertaalwetenschap (n=13)

Masterprogram 60814

Letterkunde (research)

Content & organisation

2018	2021		Netherlands	Faculty
4.29 ▶	**4.77**	Satisfied with content	4.11 ▶	4.10 ▶
4.47	**4.25**	Up-to-date	3.86 ▷	4.05
4.41 ▷	**4.75**	Quality materials	4.27 ▶	4.19 ▶
4.47	**4.67**	Program level	4.26 ▶	4.19 ▶
4.18	**4.17**	Work methods	4.02	3.94
4.07	**4.50**	Can broaden/deepen	4.32	4.02 ▶
	4.42	Program coordination	3.41 ▶	3.85 ▶
4.31	**4.58**	Challenging	4.06 ▶	4.07 ▶
4.19	**4.33**	Shape your own program	4.08	3.76 ▶

Connection to practice

3.53	**3.77**	Satisfied with practice	3.36 ▷	3.59
3.41	**3.42**	Skills for practice	3.40	3.52
3.18	**3.17**	Link to professionals	3.21	◀ 3.66

Teachers

4.24 ▶	**4.77**	Satisfied with teachers	4.34 ▶	4.31 ▶
4.25	**4.58**	Involvement	4.30	4.32
4.31	**4.50**	Didactic skills	4.07 ▶	4.21 ▷
4.75	**4.92**	Content expertise	4.66 ▶	4.58 ▶
4.06	**4.00**	Practice knowledge	3.94	3.98
4.12	**4.17**	Supportive	4.08	4.08
4.44	**4.67**	Inspiring	4.19 ▶	4.07 ▶
	4.58	Understandable	4.16 ▶	4.17 ▶
	4.25	Encourage questions	4.34	4.27

Counseling

2018	2021		Netherlands	Faculty
4.12	**3.75**	Satisfied with counseling	3.93	4.07
4.47	**3.75**	Opportunity	4.05	4.09
4.23	**3.50**	Quality	4.05	4.06

Assessment

4.06	**4.17**	Satisfied with assessment	3.93	3.93 ▷
4.56	**4.42**	Exam matches content	3.94 ▶	4.08 ▷
4.00	**4.00**	Clear criteria	3.78	3.78
4.43	**4.25**	Quality knowledge exam	4.02	4.00 ▷
4.54	**4.17**	Quality practice exam	3.90	3.90
	4.33	Exam form follows content	3.98 ▷	4.03 ▷
3.94	**4.08**	Feedback on exams	4.04	3.87

Engagement & contact

4.19	**4.25**	Teachers reachable	4.41	4.19
	4.08	Feedback	4.12	3.98
	4.42	Feel safe	4.30	4.21
	4.17	Feel at home	3.99	3.86
	4.67	Feel inspired	4.32 ▷	4.12 ▶
	4.33	Regularly engaged	4.38	4.20
	4.33	Involved outside lessons	3.94 ▶	3.93 ▶
	4.08	Feedback appreciated	3.93	4.03
3.56 ▷	**4.25**	Course evaluations	4.16	4.28

General

4.06	**4.23**	Information	3.74 ▶	3.93 ▶
4.21	**3.85**	Facilities	3.72	3.52
	3.67	Study pressure	3.48	3.54

"study pressure" is coded as: 1=too low, 3=good, 5=too high

data analysis:
Jeroen Fokker - Departement Computer Science - Utrecht University
Hossein Al Mahmoudi - UBD Teaching Policy - Utrecht University

Master program 60815

Taalwetenschappen

Nationale Studenten Enquete 2021

Universiteit Utrecht

2018	2021		Netherlands	Faculty
3.78 ▷	**4.08**	Satisfied with program	3.85 ▷	4.00
3.92	**4.00**	General skills	3.94	4.02
3.75 ▷	**4.08**	Education feasibility	3.88 ▷	3.90 ▷
4.17	**4.17**	Atmosphere	4.11	4.23
3.81	**4.03**	Would choose again	4.02	4.04
3.70 ▷	**3.98**	Content & organisation	3.87	4.03
3.57 ▷	**3.94**	Connection to practice	3.43 ▶	3.55 ▶
3.68 ▶	**4.06**	Teachers	4.09	◁ 4.23
3.46 ▶	**4.21**	English	4.39	◀ 4.61
3.72	**3.88**	Counseling	3.91	4.09
3.64 ▷	**3.89**	Assessment	3.84	3.96
	4.04	Engagement & contact	4.00	4.10

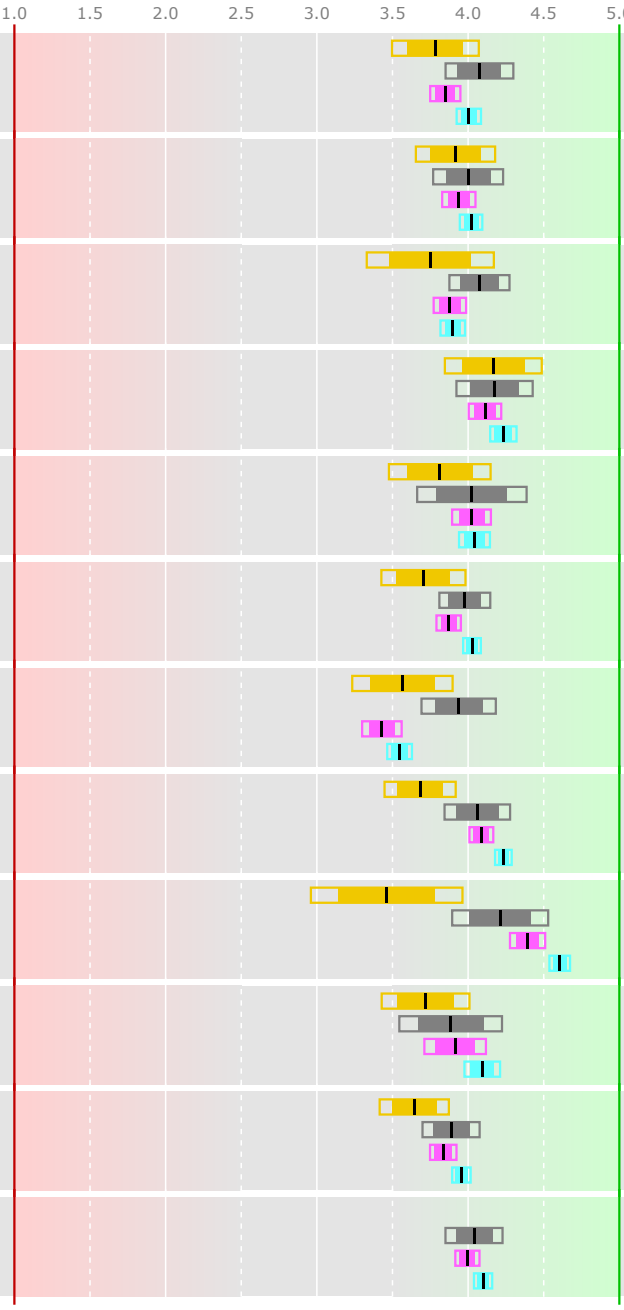

Response: 40 out of 110 = 36.4%

Compared to previous years

- program in 2018 (n=37)
- program in 2021 (n=40)
- 95% confidence interval
- 80% confidence interval

The UU program in 2021 is...

- ▶ probably better
- ▷ possibly better
- ◁ possibly worse
- ◀ probably worse

...than the comparison group

Compared to similar programs in NL

Netherlands

Leiden: Taalwetenschappen (n=72)
Groningen: Taalwetenschappen (n=38)
UvA: Taalwetenschappen (n=23)
UvA: Taalwetenschappen (n=16)
VU: Taalwetenschappen (n=26)
Nijmegen: Taalwetenschappen (n=57)

Compared to Master program in faculty GW

Faculty GW

Kunst- & cultuurwetenschappen (n=72)
Filosofie (research) (n=6)
Geschiedenis (research) (n=32)
Internationale betrekkingen (n=45)
Letterkunde (n=14)
Letterkunde (research) (n=13)
Taalwetenschappen (research) (n=17)
Filosofie (n=21)
Theologie & Religiewetenschappen (n=11)
Kunst- & cultuurwetenschappen (research (n=53)
Mediastudies (n=24)
Mediastudies (research) (n=19)
Communicatie- & Informatiewetenschappen (n=24)
Neerlandistiek (n=12)
Neerlandistiek (research) (n=15)
Geschiedenis (n=27)
Vertaalwetenschap (n=13)

Masterprogram 60815

Taalwetenschappen

Content & organisation

2018	2021		Netherlands	Faculty
3.78 ▶	**4.15**	Satisfied with content	4.06	4.11
3.73 ▷	**4.10**	Up-to-date	3.91 ▷	4.05
3.91	**4.12**	Quality materials	4.06	4.21
3.67 ▷	**4.08**	Program level	4.01	◁ 4.22
3.79	**3.95**	Work methods	3.80	3.94
3.69	**3.95**	Can broaden/deepen	3.86	4.04
	3.92	Program coordination	3.70 ▷	3.86
3.78	**4.03**	Challenging	3.94	4.10
3.53	**3.67**	Shape your own program	3.71	3.79

Connection to practice

3.57 ▷	**3.90**	Satisfied with practice	3.39 ▶	3.56 ▶
3.45	**3.75**	Skills for practice	3.46 ▷	3.50 ▷
3.52 ▶	**4.12**	Link to professionals	3.40 ▶	3.60 ▶

Teachers

3.78 ▶	**4.25**	Satisfied with teachers	4.10 ▷	4.33
4.03	**4.22**	Involvement	4.07	4.34
3.55 ▶	**4.05**	Didactic skills	3.96	◁ 4.24
4.09 ▷	**4.38**	Content expertise	4.52	◁ 4.61
3.73	**3.85**	Practice knowledge	4.02	3.99
3.61 ▷	**3.97**	Supportive	3.89	4.09
3.61	**3.85**	Inspiring	3.84	◁ 4.11
	4.03	Understandable	4.09	◁ 4.20
	4.13	Encourage questions	4.30	4.29

Counseling

2018	2021		Netherlands	Faculty
3.49 ▶	**4.00**	Satisfied with counseling	3.81	4.07
3.91	**3.92**	Opportunity	3.94	4.11
3.79	**3.85**	Quality	3.89	4.08

Assessment

3.47 ▶	**3.83**	Satisfied with assessment	3.73	3.95
3.61 ▶	**3.97**	Exam matches content	3.89	4.10
3.42	**3.68**	Clear criteria	3.80	3.79
3.76	**3.82**	Quality knowledge exam	3.90	◁ 4.02
3.79	**3.92**	Quality practice exam	3.85	3.91
	3.92	Exam form follows content	3.89	4.05
3.27 ▶	**4.03**	Feedback on exams	3.70 ▶	3.86

Engagement & contact

3.76 ▷	**4.14**	Teachers reachable	4.09	4.20
	4.00	Feedback	3.80 ▷	3.98
	4.27	Feel safe	4.24	4.21
	4.05	Feel at home	3.96	3.85 ▷
	4.16	Feel inspired	4.00	4.14
	4.14	Regularly engaged	4.09	4.21
	3.70	Involved outside lessons	3.78	◁ 3.97
	3.76	Feedback appreciated	3.94	◁ 4.05
3.19 ▶	**4.14**	Course evaluations	4.07	4.29

General

3.47 ▷	**3.75**	Information	3.62	◁ 3.96
◁ 3.81	**3.38**	Facilities	3.57	3.55
	3.48	Study pressure	3.35	3.55

"study pressure" is coded as: 1=too low, 3=good, 5=too high

data analysis:
Jeroen Fokker - Departement Computer Science - Utrecht University
Hossein Al Mahmoudi - UBD Teaching Policy - Utrecht University

Master program 60815 ICCM

Interculturele communicatie

Taalwetenschappen

Nationale Studenten Enquete 2021

Universiteit Utrecht

2018	2021		Netherlands	Faculty
3.78	**3.90**	Satisfied with program	3.85	4.00
3.92	**4.00**	General skills	3.94	4.02
3.75	**3.95**	Education feasibility	3.88	3.90
4.17	**4.10**	Atmosphere	4.11	4.23
3.81	**4.10**	Would choose again	4.02	4.04
3.70	**3.89**	Content & organisation	3.87	4.03
3.57	**3.73**	Connection to practice	3.43 ▷	3.55
3.68 ▷	**4.09**	Teachers	4.09	4.23
3.46 ▶	**4.53**	English	4.39	4.61
3.72	**3.86**	Counseling	3.91	4.09
3.64	**3.82**	Assessment	3.84	3.96
	3.97	Engagement & contact	4.00	4.10

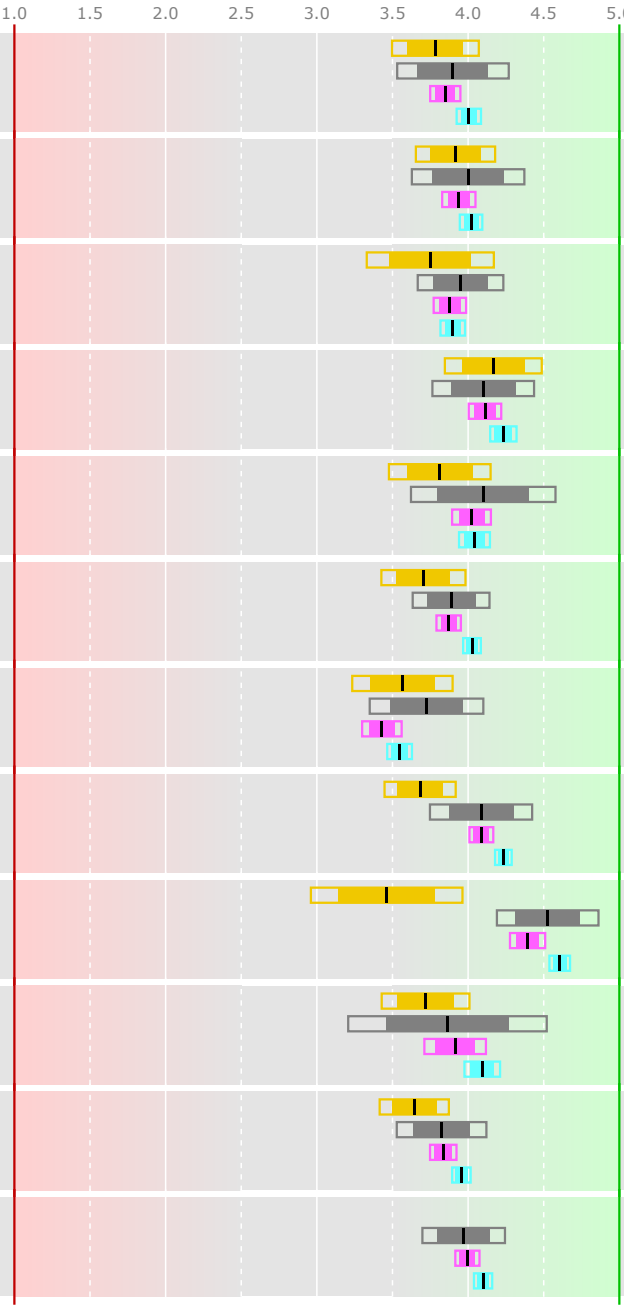

Response: 20 out of 60 = 33.3%

Compared to previous years

- program in 2018 (n=37)
- ICCM in 2021 (n=20)
- 95% confidence interval
- 80% confidence interval

The UU program in 2021 is...

- ▶ probably better
- ▷ possibly better
- ◁ possibly worse
- ◀ probably worse

...than the comparison group

Compared to similar programs in NL

Netherlands

Leiden: Taalwetenschappen (n=72)
Groningen: Taalwetenschappen (n=38)
UvA: Taalwetenschappen (n=23)
UvA: Taalwetenschappen (n=16)
VU: Taalwetenschappen (n=26)
Nijmegen: Taalwetenschappen (n=57)

Compared to Master program in faculty GW

Faculty GW

Kunst- & cultuurwetenschappen (n=72)
Filosofie (research) (n=6)
Geschiedenis (research) (n=32)
Internationale betrekkingen (n=45)
Letterkunde (n=14)
Letterkunde (research) (n=13)
Taalwetenschappen (research) (n=17)
Filosofie (n=21)
Theologie & Religiewetenschappen (n=11)
Kunst- & cultuurwetenschappen (research (n=53)
Mediastudies (n=24)
Mediastudies (research) (n=19)
Communicatie- & Informatiewetenschappen (n=24)
Neerlandistiek (n=12)
Neerlandistiek (research) (n=15)
Geschiedenis (n=27)
Vertaalwetenschap (n=13)

Masterprogram 60815 ICCM

Interculturele communicatie Taalwetenschappen

Content & organisation

2018	2021		Netherlands	Faculty
3.78	**4.05**	Satisfied with content	4.06	4.11
3.73	**3.95**	Up-to-date	3.91	4.05
3.91	**4.05**	Quality materials	4.06	4.21
3.67 ▷	**4.00**	Program level	4.01	◁ 4.22
3.79	**4.05**	Work methods	3.80 ▷	3.94
3.69	**3.90**	Can broaden/deepen	3.86	4.04
	3.70	Program coordination	3.70	3.86
3.78	**3.85**	Challenging	3.94	◁ 4.10
3.53	**3.60**	Shape your own program	3.71	3.79

Connection to practice

3.57	**3.85**	Satisfied with practice	3.39 ▶	3.56 ▷
3.45	**3.65**	Skills for practice	3.46	3.50
3.52	**3.80**	Link to professionals	3.40 ▷	3.60

Teachers

3.78 ▶	**4.25**	Satisfied with teachers	4.10	4.33
4.03	**4.20**	Involvement	4.07	4.34
3.55 ▶	**4.15**	Didactic skills	3.96	4.24
4.09	**4.15**	Content expertise	◀ 4.52	◀ 4.61
3.73	**4.00**	Practice knowledge	4.02	3.99
3.61 ▷	**4.11**	Supportive	3.89	4.09
3.61 ▷	**4.00**	Inspiring	3.84	4.11
	4.00	Understandable	4.09	4.20
	4.05	Encourage questions	4.30	4.29

Counseling

2018	2021		Netherlands	Faculty
3.49	**3.82**	Satisfied with counseling	3.81	4.07
3.91	**3.91**	Opportunity	3.94	4.11
3.79	**3.82**	Quality	3.89	4.08

Assessment

3.47	**3.75**	Satisfied with assessment	3.73	3.95
3.61	**3.89**	Exam matches content	3.89	4.10
3.42	**3.47**	Clear criteria	◁ 3.80	◁ 3.79
3.76	**3.79**	Quality knowledge exam	3.90	4.02
3.79	**3.95**	Quality practice exam	3.85	3.91
	4.00	Exam form follows content	3.89	4.05
3.27 ▷	**3.84**	Feedback on exams	3.70	3.86

Engagement & contact

3.76	**4.05**	Teachers reachable	4.09	4.20
	3.95	Feedback	3.80	3.98
	4.21	Feel safe	4.24	4.21
	3.95	Feel at home	3.96	3.85
	4.11	Feel inspired	4.00	4.14
	4.00	Regularly engaged	4.09	4.21
	3.63	Involved outside lessons	3.78	◁ 3.97
	3.68	Feedback appreciated	3.94	◁ 4.05
3.19 ▶	**4.16**	Course evaluations	4.07	4.29

General

3.47	**3.50**	Information	3.62	◀ 3.96
◁ 3.81	**3.30**	Facilities	3.57	3.55
	3.60	Study pressure	3.35	3.55

"study pressure" is coded as: 1=too low, 3=good, 5=too high

data analysis:
Jeroen Fokker - Departement Computer Science - Utrecht University
Hossein Al Mahmoudi - UBD Teaching Policy - Utrecht University

Master program 60815 MTTV

Meertaligheid en taalverwerving

Taalwetenschappen

Nationale Studenten Enquete 2021

Universiteit Utrecht

2018	2021		Netherlands	Faculty
3.78 ▶	**4.25**	Satisfied with program	3.85 ▶	4.00 ▷
3.92	**4.00**	General skills	3.94	4.02
3.75 ▷	**4.20**	Education feasibility	3.88 ▶	3.90 ▶
4.17	**4.25**	Atmosphere	4.11	4.23
3.81	**3.95**	Would choose again	4.02	4.04
3.70 ▷	**4.07**	Content & organisation	3.87 ▷	4.03
3.57 ▶	**4.15**	Connection to practice	3.43 ▶	3.55 ▶
3.68 ▷	**4.04**	Teachers	4.09	◁ 4.23
3.46	**3.79**	English	◀ 4.39	◀ 4.61
3.72	**3.90**	Counseling	3.91	4.09
3.64 ▷	**3.95**	Assessment	3.84	3.96
	4.11	Engagement & contact	4.00	4.10

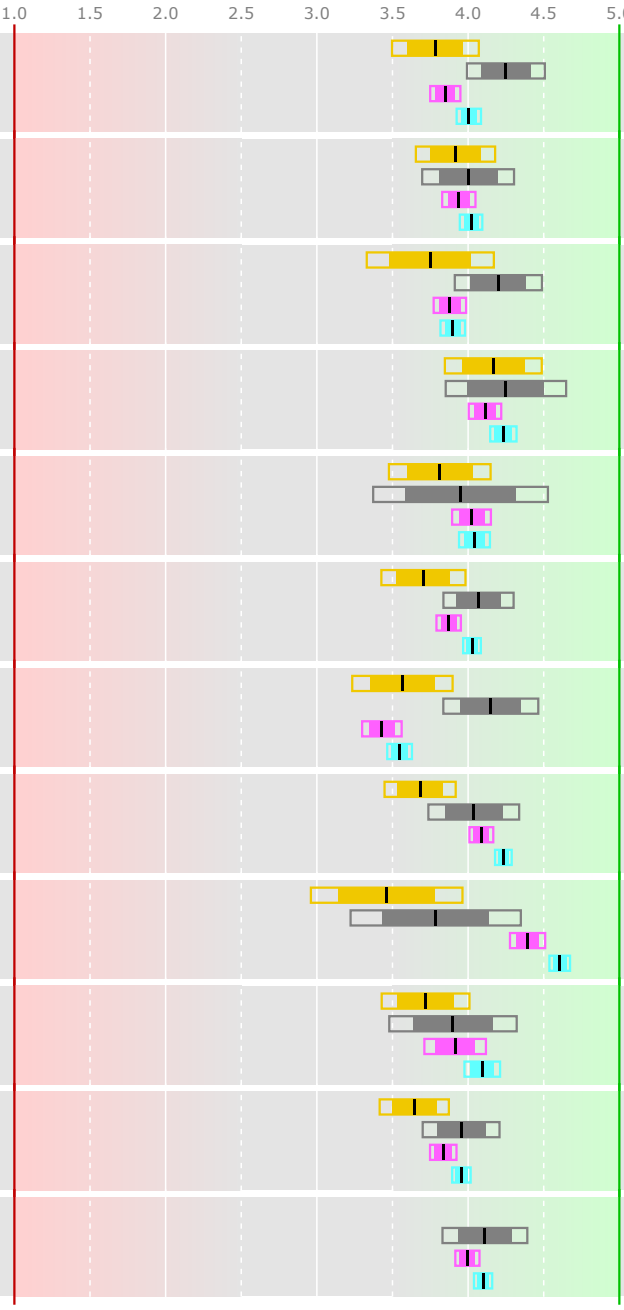

Response: 20 out of 50 = 40.0%

Compared to previous years

- program in 2018 (n=37)
- MTTV in 2021 (n=20)
- 95% confidence interval
- 80% confidence interval

The UU program in 2021 is...

- ▶ probably better
- ▷ possibly better
- ◁ possibly worse
- ◀ probably worse

...than the comparison group

Compared to similar programs in NL

- Netherlands

Leiden: Taalwetenschappen (n=72)
Groningen: Taalwetenschappen (n=38)
UvA: Taalwetenschappen (n=23)
UvA: Taalwetenschappen (n=16)
VU: Taalwetenschappen (n=26)
Nijmegen: Taalwetenschappen (n=57)

Compared to Master program in faculty GW

- Faculty GW

Kunst- & cultuurwetenschappen (n=72)
Filosofie (research) (n=6)
Geschiedenis (research) (n=32)
Internationale betrekkingen (n=45)
Letterkunde (n=14)
Letterkunde (research) (n=13)
Taalwetenschappen (research) (n=17)
Filosofie (n=21)
Theologie & Religiewetenschappen (n=11)
Kunst- & cultuurwetenschappen (research (n=53)
Mediastudies (n=24)
Mediastudies (research) (n=19)
Communicatie- & Informatiewetenschappen (n=24)
Neerlandistiek (n=12)
Neerlandistiek (research) (n=15)
Geschiedenis (n=27)
Vertaalwetenschap (n=13)

Masterprogram 60815 MTTV

Meertaligheid en taalverwerving Taalwetenschappen

Content & organisation

2018	2021		Netherlands	Faculty
3.78 ▶	**4.25**	Satisfied with content	4.06	4.11
3.73 ▶	**4.25**	Up-to-date	3.91 ▶	4.05
3.91	**4.20**	Quality materials	4.06	4.21
3.67 ▷	**4.15**	Program level	4.01	4.22
3.79	**3.85**	Work methods	3.80	3.94
3.69	**4.00**	Can broaden/deepen	3.86	4.04
	4.15	Program coordination	3.70 ▶	3.86 ▷
3.78 ▷	**4.20**	Challenging	3.94 ▷	4.10
3.53	**3.75**	Shape your own program	3.71	3.79

Connection to practice

3.57 ▷	**3.95**	Satisfied with practice	3.39 ▶	3.56 ▷
3.45 ▷	**3.85**	Skills for practice	3.46 ▷	3.50 ▷
3.52 ▶	**4.45**	Link to professionals	3.40 ▶	3.60 ▶

Teachers

3.78 ▶	**4.25**	Satisfied with teachers	4.10	4.33
4.03	**4.25**	Involvement	4.07	4.34
3.55 ▷	**3.95**	Didactic skills	3.96	◁ 4.24
4.09 ▶	**4.60**	Content expertise	4.52	4.61
3.73	**3.70**	Practice knowledge	◁ 4.02	◁ 3.99
3.61	**3.85**	Supportive	3.89	4.09
3.61	**3.70**	Inspiring	3.84	◁ 4.11
	4.05	Understandable	4.09	4.20
	4.20	Encourage questions	4.30	4.29

Counseling

2018	2021		Netherlands	Faculty
3.49 ▶	**4.13**	Satisfied with counseling	3.81 ▷	4.07
3.91	**3.93**	Opportunity	3.94	4.11
3.79	**3.87**	Quality	3.89	4.08

Assessment

3.47 ▶	**3.90**	Satisfied with assessment	3.73	3.95
3.61 ▶	**4.05**	Exam matches content	3.89 ▷	4.10
3.42 ▷	**3.89**	Clear criteria	3.80	3.79
3.76	**3.84**	Quality knowledge exam	3.90	4.02
3.79	**3.89**	Quality practice exam	3.85	3.91
	3.83	Exam form follows content	3.89	4.05
3.27 ▶	**4.22**	Feedback on exams	3.70 ▶	3.86 ▶

Engagement & contact

3.76 ▷	**4.22**	Teachers reachable	4.09	4.20
	4.06	Feedback	3.80 ▷	3.98
	4.33	Feel safe	4.24	4.21
	4.17	Feel at home	3.96	3.85 ▷
	4.22	Feel inspired	4.00	4.14
	4.28	Regularly engaged	4.09	4.21
	3.78	Involved outside lessons	3.78	3.97
	3.83	Feedback appreciated	3.94	4.05
3.19 ▶	**4.11**	Course evaluations	4.07	4.29

General

3.47 ▶	**4.00**	Information	3.62 ▶	3.96
◁ 3.81	**3.45**	Facilities	3.57	3.55
	3.35	Study pressure	3.35	3.55

"study pressure" is coded as: 1=too low, 3=good, 5=too high

data analysis:
Jeroen Fokker - Departement Computer Science - Utrecht University
Hossein Al Mahmoudi - UBD Teaching Policy - Utrecht University

Master program 60817

Taalwetenschappen (research)

Nationale Studenten Enquete 2021

Universiteit Utrecht

2018	2021		Netherlands	Faculty
3.91	**3.71**	Satisfied with program	◁ 4.06	4.02
4.00	**4.00**	General skills	4.09	4.02
◁ 4.03	**3.50**	Education feasibility	◁ 3.88	◁ 3.93
◁ 4.39	**3.81**	Atmosphere	4.23	◁ 4.24
3.83	**3.31**	Would choose again	◀ 4.16	◁ 4.07
◁ 4.10	**3.70**	Content & organisation	◀ 4.11	◁ 4.03
3.36	**3.40**	Connection to practice	3.29	3.59
◁ 4.30	**3.96**	Teachers	◁ 4.27	◁ 4.23
4.55	**4.36**	English	◁ 4.64	4.58
3.67	**3.83**	Counseling	4.04	4.07
3.73	**3.75**	Assessment	3.99	3.96
	3.83	Engagement & contact	◁ 4.22	4.10

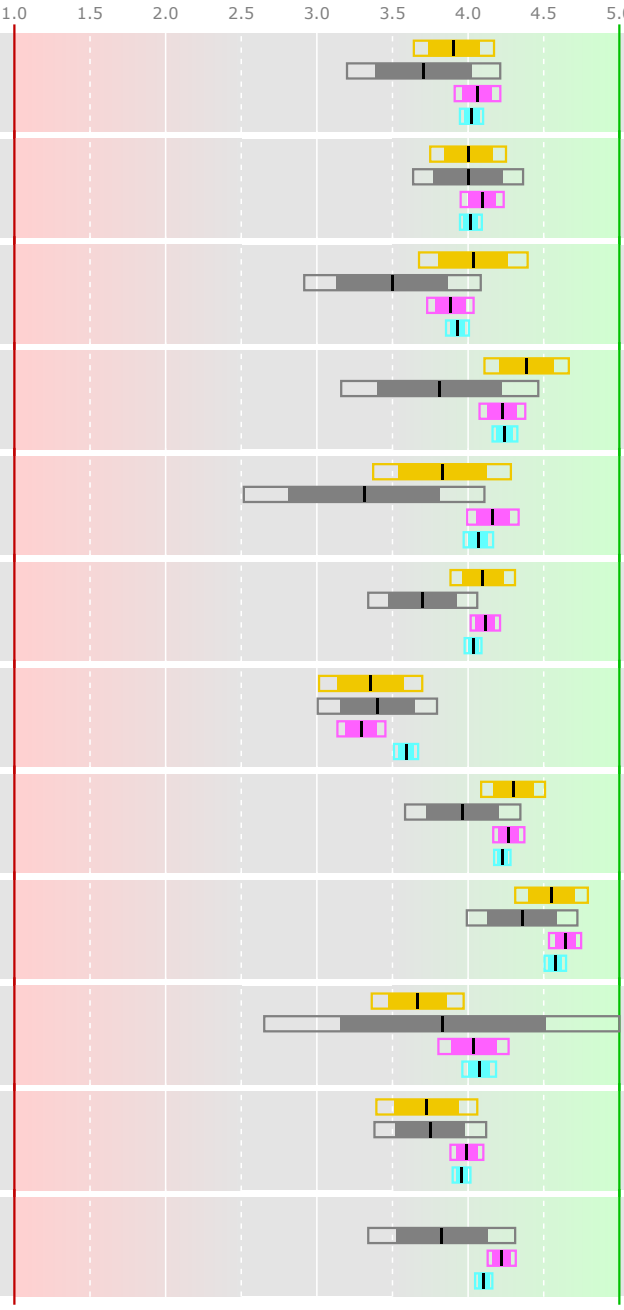

Response: 17 out of 48 = 35.4%

Compared to previous years

- program in 2018 (n=32)
- program in 2021 (n=17)
- 95% confidence interval
- 80% confidence interval

The UU program in 2021 is...

- ▶ probably better
- ▷ possibly better
- ◁ possibly worse
- ◀ probably worse

...than the comparison group

Compared to similar programs in NL

Netherlands

Utrecht: Letterkunde (research) (n=13)
Utrecht: Neerlandistiek (research) (n=15)
Leiden: Letterkunde (research) (n=9)
Leiden: Taalwetenschappen (research) (n=32)
Groningen: Taalwetenschappen (research) (n=34)
UvA: Letterkunde (research) (n=15)
UvA: Taalwetenschappen (research) (n=11)

Compared to Master program in faculty GW

Faculty GW

Kunst- & cultuurwetenschappen (n=72)
Filosofie (research) (n=6)
Geschiedenis (research) (n=32)
Internationale betrekkingen (n=45)
Letterkunde (n=14)
Letterkunde (research) (n=13)
Taalwetenschappen (n=40)
Filosofie (n=21)
Theologie & Religiewetenschappen (n=11)
Kunst- & cultuurwetenschappen (research (n=53)
Mediastudies (n=24)
Mediastudies (research) (n=19)
Communicatie- & Informatiewetenschappen (n=24)
Neerlandistiek (n=12)
Neerlandistiek (research) (n=15)
Geschiedenis (n=27)
Vertaalwetenschap (n=13)

Masterprogram 60817

Taalwetenschappen (research)

Content & organisation

2018	2021		Netherlands	Faculty
◁4.29	**3.82**	Satisfied with content	◁4.21	◁4.13
◀3.83	**3.07**	Up-to-date	◀3.99	◀4.09
4.45	**4.33**	Quality materials	4.31	4.20
4.26	**4.07**	Program level	4.32	4.21
4.16	**3.80**	Work methods	4.06	3.95
3.93	**3.93**	Can broaden/deepen	◁4.38	4.04
	3.27	Program coordination	3.52	◀3.89
◁4.24	**3.73**	Challenging	◁4.15	4.10
◁4.07	**3.40**	Shape your own program	◀4.18	3.79

Connection to practice

3.35	**3.53**	Satisfied with practice	3.38	3.60
3.30	**3.40**	Skills for practice	3.40	3.53
3.17	**3.40**	Link to professionals	3.19	3.65

Teachers

4.26	**3.94**	Satisfied with teachers	◁4.43	4.33
◁4.38	**3.86**	Involvement	◁4.38	◁4.35
4.17	**3.86**	Didactic skills	4.14	4.23
4.69	**4.57**	Content expertise	4.69	4.59
◁4.25	**3.79**	Practice knowledge	3.96	3.98
◁4.28	**3.64**	Supportive	◁4.14	◁4.09
4.24	**3.86**	Inspiring	◁4.27	4.09
	3.93	Understandable	◁4.23	◁4.19
	4.21	Encourage questions	4.35	4.27

Counseling

2018	2021		Netherlands	Faculty
3.68	**3.71**	Satisfied with counseling	3.95	4.07
3.70	**3.83**	Opportunity	4.05	4.09
3.73	**3.83**	Quality	4.02	4.05

Assessment

3.61	**3.69**	Satisfied with assessment	3.98	3.95
3.83	**3.86**	Exam matches content	3.99	4.10
3.38	**3.50**	Clear criteria	3.84	3.79
3.90	**3.64**	Quality knowledge exam	◁4.09	◁4.01
3.89	**3.79**	Quality practice exam	3.93	3.92
	3.86	Exam form follows content	4.03	4.05
3.79	**3.86**	Feedback on exams	4.07	3.88

Engagement & contact

4.31	**4.29**	Teachers reachable	4.41	4.19
	3.79	Feedback	◁4.15	3.99
	3.79	Feel safe	◁4.37	4.23
	3.57	Feel at home	4.06	3.88
	3.93	Feel inspired	◁4.40	4.15
	4.21	Regularly engaged	4.39	4.20
	4.00	Involved outside lessons	3.97	3.94
	3.29	Feedback appreciated	◀4.02	◀4.05
3.78	**3.57**	Course evaluations	◁4.24	◀4.30

General

3.74	**3.53**	Information	3.81	◁3.96
◀4.42	**3.53**	Facilities	3.76	3.53
	3.80	Study pressure	3.46	3.53

"study pressure" is coded as: 1=too low, 3=good, 5=too high

data analysis:
Jeroen Fokker - Departement Computer Science - Utrecht University
Hossein Al Mahmoudi - UBD Teaching Policy - Utrecht University

Master program 60822

Filosofie

Nationale Studenten Enquete 2021

Universiteit Utrecht

2018	2021		Netherlands	Faculty
3.68 ▷	**4.10**	Satisfied with program	4.08	4.01
3.53	**3.81**	General skills	3.85	◁ 4.03
4.12	**3.85**	Education feasibility	3.96	3.92
4.41	**4.40**	Atmosphere	4.22	4.22
3.62	**4.10**	Would choose again	4.21	4.04
3.64 ▷	**3.98**	Content & organisation	4.11	4.02
◁ 3.89	**3.53**	Connection to practice	2.89 ▶	3.59
4.07	**4.20**	Teachers	4.21	4.22
3.62 ▶	**4.44**	English	4.30	4.57
3.98 ▷	**4.33**	Counseling	4.03 ▷	4.05 ▷
3.64	**3.84**	Assessment	4.08	3.95
	4.08	Engagement & contact	4.22	4.09

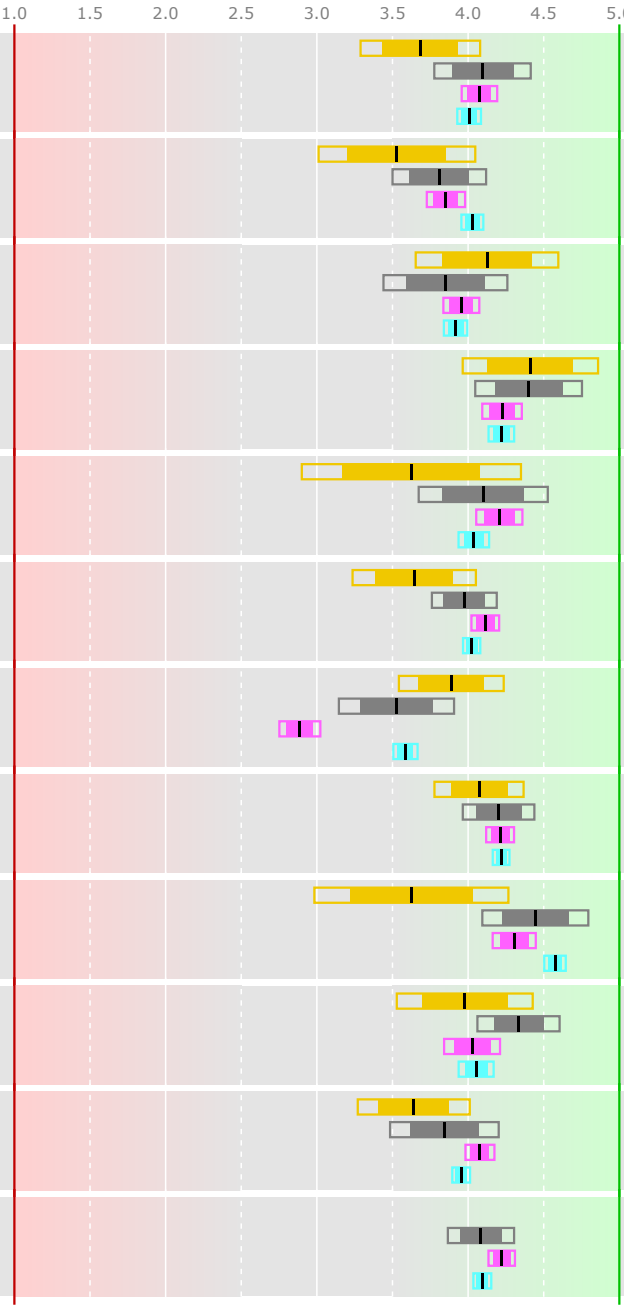

Response: 21 out of 68 = 30.9%

Compared to previous years

program in 2018 (n=19)
program in 2021 (n=21)
95% confidence interval
80% confidence interval

The UU program in 2021 is...
▶ probably better
▷ possibly better
◁ possibly worse
◀ probably worse
...than the comparison group

Compared to similar programs in NL

Netherlands

Leiden: Filosofie (n=32)
Groningen: Filosofie (n=5)
Rotterdam: Filosofie (n=22)
UvA: Filosofie (n=12)
Nijmegen: Filosofie (n=26)
Tilburg: Filosofie (n=63)

Compared to Master program in faculty GW

Faculty GW

Kunst- & cultuurwetenschappen (n=72)
Filosofie (research) (n=6)
Geschiedenis (research) (n=32)
Internationale betrekkingen (n=45)
Letterkunde (n=14)
Letterkunde (research) (n=13)
Taalwetenschappen (n=40)
Taalwetenschappen (research) (n=17)
Theologie & Religiewetenschappen (n=11)
Kunst- & cultuurwetenschappen (research (n=53)
Mediastudies (n=24)
Mediastudies (research) (n=19)
Communicatie- & Informatiewetenschappen (n=24)
Neerlandistiek (n=12)
Neerlandistiek (research) (n=15)
Geschiedenis (n=27)
Vertaalwetenschap (n=13)

Masterprogram 60822

Filosofie

Content & organisation

2018	2021		Netherlands	Faculty
3.59 ▷	**4.19**	Satisfied with content	4.22	4.11
4.31	**4.00**	Up-to-date	4.25	4.06
3.65 ▶	**4.20**	Quality materials	4.32	4.20
3.47 ▷	**4.10**	Program level	4.26	4.21
3.76	**4.00**	Work methods	3.97	3.94
3.31 ▶	**4.15**	Can broaden/deepen	4.11	4.03
	3.35	Program coordination	◁ 3.79	◀ 3.89
3.44 ▶	**4.20**	Challenging	4.19	4.08
4.12	**3.80**	Shape your own program	3.99	3.78

Connection to practice

3.53	**3.41**	Satisfied with practice	3.15	3.60
3.60	**3.42**	Skills for practice	3.03 ▷	3.53
3.64	**3.63**	Link to professionals	2.75 ▶	3.64

Teachers

3.82	**4.00**	Satisfied with teachers	◁ 4.32	◁ 4.33
◁ 4.59	**4.21**	Involvement	4.29	4.34
3.65 ▷	**4.11**	Didactic skills	4.10	4.22
4.47	**4.53**	Content expertise	4.61	4.59
◀ 4.44	**3.68**	Practice knowledge	3.68	◁ 3.99
4.06	**4.11**	Supportive	4.07	4.08
4.00	**4.22**	Inspiring	4.23	4.08
	4.28	Understandable	4.38	4.18
	4.44	Encourage questions	4.34	4.26

Counseling

2018	2021		Netherlands	Faculty
4.06	**4.30**	Satisfied with counseling	4.05	4.05
4.12	**4.33**	Opportunity	3.98 ▷	4.07 ▷
3.93 ▷	**4.33**	Quality	4.07	4.03 ▷

Assessment

3.35 ▷	**3.90**	Satisfied with assessment	4.04	3.94
3.81 ▷	**4.22**	Exam matches content	4.14	4.08
3.25 ▷	**3.83**	Clear criteria	3.99	3.78
3.75 ▷	**4.11**	Quality knowledge exam	4.15	4.00
3.75	**3.82**	Quality practice exam	4.01	3.91
	4.00	Exam form follows content	4.18	4.04
3.59	**3.18**	Feedback on exams	◀ 4.01	◀ 3.91

Engagement & contact

4.24	**4.18**	Teachers reachable	4.33	4.19
	3.47	Feedback	◀ 4.14	◀ 4.01
	4.29	Feel safe	4.25	4.21
	3.82	Feel at home	4.00	3.87
	4.47	Feel inspired	4.40	4.12 ▶
	4.24	Regularly engaged	4.35	4.20
	3.88	Involved outside lessons	4.21	3.95
	4.06	Feedback appreciated	4.08	4.03
3.36 ▶	**4.35**	Course evaluations	4.23	4.28

General

3.65 ▷	**4.10**	Information	3.96	3.93
3.88	**3.67**	Facilities	3.76	3.53
	3.40	Study pressure	3.34	3.55

"study pressure" is coded as: 1=too low, 3=good, 5=too high

Reaction of program management:
We are happy with the positive response we receive on our program. We are especially happy with the gradings of the quality of the program, the atmosphere, and the appreciation of the teachers. We notice that feedback is graded differently compared to last year. We will study how we can improve feedback because we think this is a core element of education. We will continue to keep working on this high quality and unique program.
Lucien van Liere, Director of Education

data analysis:
Jeroen Fokker - Departement Computer Science - Utrecht University
Hossein Al Mahmoudi - UBD Teaching Policy - Utrecht University

Master program 60824

Theologie & Religiewetenschappen

Nationale Studenten Enquete 2021

Universiteit Utrecht

2018	2021		Netherlands	Faculty
4.11	**4.00**	Satisfied with program	4.01	4.01
3.78	**3.91**	General skills	3.91	4.02
3.75	**3.64**	Education feasibility	3.78	3.92
4.78	**4.45**	Atmosphere	4.16	4.22
4.11	**4.18**	Would choose again	4.06	4.04
3.87	**3.91**	Content & organisation	3.99	4.02
2.93	**2.85**	Connection to practice	◀ 3.49	◀ 3.60
◁ 4.40	**4.05**	Teachers	4.13	4.22
3.67	**3.50**	English	4.32	4.57
3.52	**4.50**	Counseling	3.82	4.06
4.08	**3.88**	Assessment	3.84	3.95
	4.06	Engagement & contact	4.14	4.09

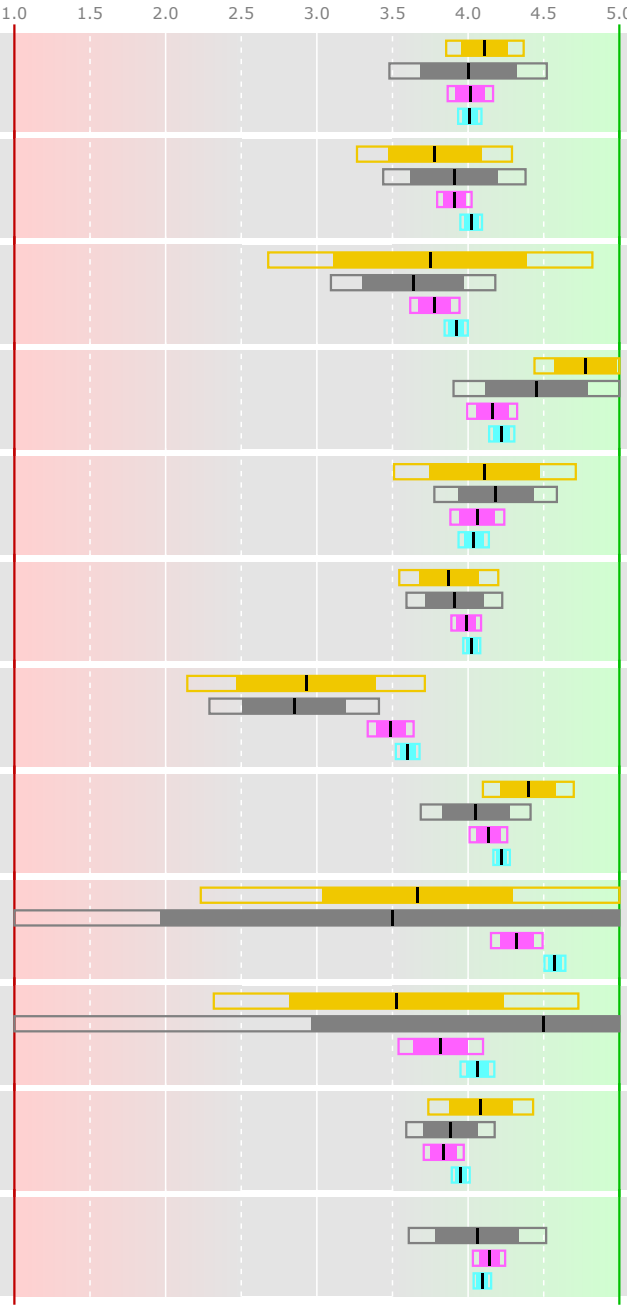

Response: 11 out of 40 = 27.5%

Compared to previous years

- program in 2018 (n=9)
- program in 2021 (n=11)
- 95% confidence interval
- 80% confidence interval

The UU program in 2021 is...

- ▶ probably better
- ▷ possibly better
- ◁ possibly worse
- ◀ probably worse

...than the comparison group

Compared to similar programs in NL

Netherlands

Leiden: Theologie & Religiewetenschappe (n=8)
Groningen: Theologie & Religiewetenschappe (n=24)
VU: Theologie & Religiewetenschappe (n=40)
Nijmegen: Theologie & Religiewetenschappe (n=56)
Tilburg: Theologie & Religiewetenschappe (n=6)

Compared to Master program in faculty GW

Faculty GW

Kunst- & cultuurwetenschappen (n=72)
Filosofie (research) (n=6)
Geschiedenis (research) (n=32)
Internationale betrekkingen (n=45)
Letterkunde (n=14)
Letterkunde (research) (n=13)
Taalwetenschappen (n=40)
Taalwetenschappen (research) (n=17)
Filosofie (n=21)
Kunst- & cultuurwetenschappen (research (n=53)
Mediastudies (n=24)
Mediastudies (research) (n=19)
Communicatie- & Informatiewetenschappen (n=24)
Neerlandistiek (n=12)
Neerlandistiek (research) (n=15)
Geschiedenis (n=27)
Vertaalwetenschap (n=13)

Masterprogram 60824

Theologie & Religiewetenschappen

Content & organisation

2018	2021		Netherlands	Faculty
3.89	**4.00**	Satisfied with content	4.14	4.12
4.00	**4.45**	Up-to-date	4.10 ▷	4.05 ▷
4.33	**4.09**	Quality materials	4.17	4.20
3.56	**3.91**	Program level	4.11	◁ 4.21
4.00	**3.82**	Work methods	3.89	3.95
3.78	**3.55**	Can broaden/deepen	◁ 3.96	◁ 4.05
	3.91	Program coordination	3.87	3.87
3.44	**3.64**	Challenging	◁ 4.03	◁ 4.10
3.89	**3.91**	Shape your own program	3.75	3.78

Connection to practice

3.25	**3.11**	Satisfied with practice	3.49	◁ 3.60
3.00	**3.10**	Skills for practice	◁ 3.54	◁ 3.53
2.43	**2.60**	Link to professionals	◀ 3.43	◀ 3.67

Teachers

◁ 4.78	**4.09**	Satisfied with teachers	4.11	4.32
◀ 4.78	**3.90**	Involvement	4.21	◁ 4.34
◁ 4.33	**4.00**	Didactic skills	3.93	◁ 4.22
4.67	**4.80**	Content expertise	4.50 ▷	4.58 ▷
3.89	**3.40**	Practice knowledge	◀ 3.93	◀ 3.99
◁ 4.44	**3.80**	Supportive	3.96	4.09
4.33	**4.00**	Inspiring	4.13	4.09
	4.40	Understandable	4.17	4.18
	4.10	Encourage questions	4.24	4.28

Counseling

2018	2021		Netherlands	Faculty
3.86	**3.00**	Satisfied with counseling	◁ 3.95	◀ 4.07
3.57	**4.50**	Opportunity	3.81	4.08
4.20	**4.50**	Quality	3.83	4.04

Assessment

4.00	**3.64**	Satisfied with assessment	3.79	3.94
◁ 4.33	**3.90**	Exam matches content	3.92	4.10
◀ 4.33	**3.70**	Clear criteria	3.76	3.78
4.00	**3.70**	Quality knowledge exam	3.88	◁ 4.01
3.67	**3.80**	Quality practice exam	3.66	3.91
	4.10	Exam form follows content	3.92	4.04
4.12	**4.10**	Feedback on exams	3.90	3.87

Engagement & contact

◁ 4.75	**4.22**	Teachers reachable	4.14	4.19
	4.11	Feedback	3.92	3.98
	4.11	Feel safe	4.20	4.22
	3.78	Feel at home	4.03	3.87
	4.33	Feel inspired	4.32	4.13
	4.44	Regularly engaged	4.35	4.20
	3.89	Involved outside lessons	4.24	3.95
	3.67	Feedback appreciated	4.00	4.04
3.75	**4.00**	Course evaluations	4.03	4.29

General

4.00	**4.00**	Information	3.64 ▷	3.94
4.00	**3.73**	Facilities	3.61	3.53
	3.64	Study pressure	3.40	3.54

"study pressure" is coded as: 1=too low, 3=good, 5=too high

data analysis:
Jeroen Fokker - Departement Computer Science - Utrecht University
Hossein Al Mahmoudi - UBD Teaching Policy - Utrecht University

Master program 60829

Kunst- & cultuurwetenschappen (research)

Nationale Studenten Enquete 2021

Universiteit Utrecht

2018	2021		Netherlands	Faculty
3.96	**3.91**	Satisfied with program	3.55 ▷	4.02
3.65 ▶	**4.24**	General skills	3.87 ▶	3.99 ▷
3.83	**3.82**	Education feasibility	3.67	3.93
4.15	**4.20**	Atmosphere	3.59 ▶	4.23
4.17	**4.04**	Would choose again	3.57 ▶	4.04
4.00	**4.16**	Content & organisation	3.83 ▶	4.00 ▷
3.28	**3.51**	Connection to practice	3.17 ▷	3.59
4.11	**4.35**	Teachers	4.02 ▶	4.20 ▷
4.38 ▷	**4.73**	English	4.54 ▷	4.54 ▶
3.78	**4.06**	Counseling	3.58 ▶	4.07
3.64 ▷	**3.99**	Assessment	3.86	3.94
	4.18	Engagement & contact	3.89 ▶	4.08

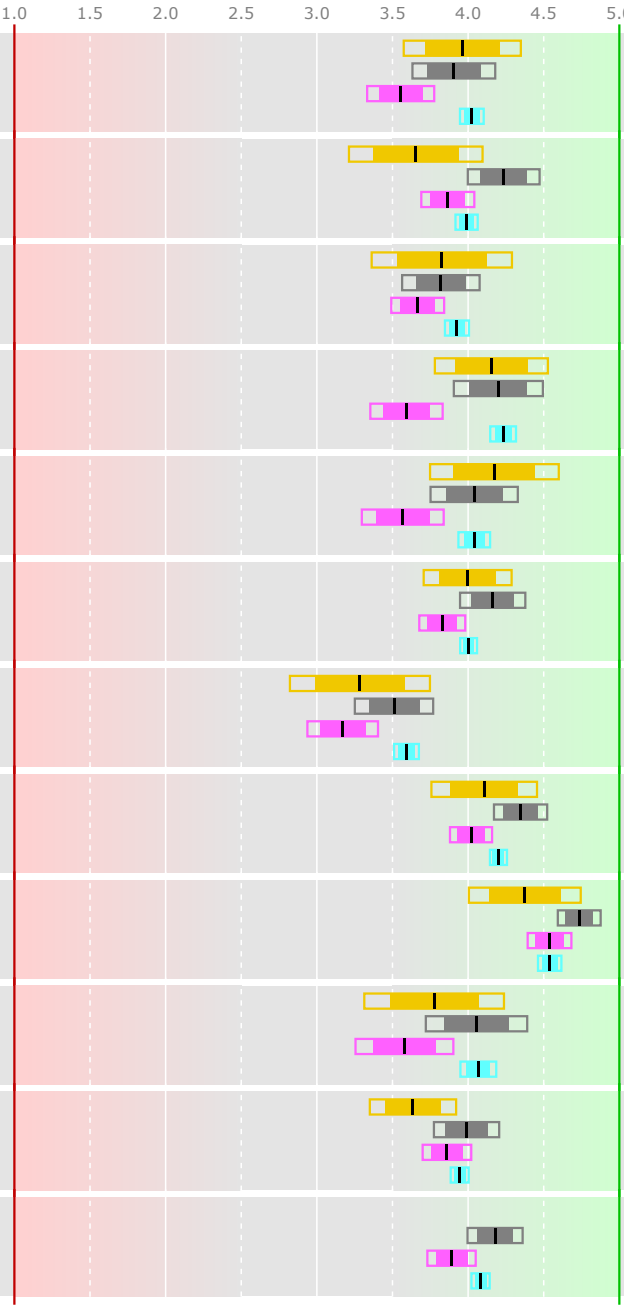

Response: 53 out of 147 = 36.1%

Compared to previous years

- program in 2018 (n=26)
- program in 2021 (n=53)
- 95% confidence interval
- 80% confidence interval

The UU program in 2021 is...

- ▶ probably better
- ▷ possibly better
- ◁ possibly worse
- ◀ probably worse

...than the comparison group

Compared to similar programs in NL

Netherlands

Groningen: Kunst- & cultuurwetenschappen ((n=30)
Maastricht: Kunst- & cultuurwetenschappen ((n=15)
UvA: Kunst- & cultuurwetenschappen ((n=38)

Compared to Master program in faculty GW

Faculty GW

Kunst- & cultuurwetenschappen (n=72)
Filosofie (research) (n=6)
Geschiedenis (research) (n=32)
Internationale betrekkingen (n=45)
Letterkunde (n=14)
Letterkunde (research) (n=13)
Taalwetenschappen (n=40)
Taalwetenschappen (research) (n=17)
Filosofie (n=21)
Theologie & Religiewetenschappen (n=11)
Mediastudies (n=24)
Mediastudies (research) (n=19)
Communicatie- & Informatiewetenschappen (n=24)
Neerlandistiek (n=12)
Neerlandistiek (research) (n=15)
Geschiedenis (n=27)
Vertaalwetenschap (n=13)

Masterprogram 60829

Kunst- & cultuurwetenschappen (research)

Content & organisation

2018	2021		Netherlands	Faculty
3.92 ▷	**4.22**	Satisfied with content	3.71 ▶	4.10
4.19	**4.16**	Up-to-date	3.74 ▶	4.05
4.08 ▷	**4.38**	Quality materials	4.01 ▶	4.18 ▷
4.19	**4.32**	Program level	4.07 ▷	4.19
3.85	**3.80**	Work methods	3.62	3.96
3.83 ▷	**4.32**	Can broaden/deepen	4.10 ▷	4.00 ▶
	4.04	Program coordination	3.28 ▶	3.85 ▷
3.78 ▷	**4.20**	Challenging	3.92 ▷	4.07
4.17	**4.08**	Shape your own program	3.92	3.74 ▶

Connection to practice

3.31	**3.55**	Satisfied with practice	3.18 ▶	3.60
3.17	**3.50**	Skills for practice	3.20 ▷	3.52
3.17	**3.52**	Link to professionals	3.14 ▷	3.66

Teachers

4.08	**4.38**	Satisfied with teachers	4.10 ▷	4.31
4.12 ▷	**4.49**	Involvement	3.96 ▶	4.31 ▷
4.12	**4.37**	Didactic skills	4.05 ▶	4.20 ▷
4.38 ▷	**4.73**	Content expertise	4.38 ▶	4.57 ▷
4.00	**4.18**	Practice knowledge	4.01	3.95 ▷
4.04	**4.06**	Supportive	3.72 ▷	4.08
4.08	**4.35**	Inspiring	3.79 ▶	4.05 ▶
	4.29	Understandable	4.00 ▶	4.17
	4.31	Encourage questions	4.23	4.27

Counseling

2018	2021		Netherlands	Faculty
4.00	**4.11**	Satisfied with counseling	3.28 ▶	4.06
3.96	**4.04**	Opportunity	3.63 ▷	4.09
3.90	**4.07**	Quality	3.53 ▶	4.04

Assessment

3.58 ▷	**3.98**	Satisfied with assessment	3.80	3.93
3.71 ▶	**4.14**	Exam matches content	4.04	4.08
3.33 ▶	**3.82**	Clear criteria	3.68	3.78
3.75 ▷	**4.10**	Quality knowledge exam	3.83 ▷	3.99
3.74	**3.92**	Quality practice exam	3.72	3.91
	4.10	Exam form follows content	3.97	4.03
3.92	**3.86**	Feedback on exams	3.91	3.88

Engagement & contact

3.92	**4.23**	Teachers reachable	4.07	4.19
	4.02	Feedback	3.86	3.98
	4.29	Feel safe	3.82 ▶	4.21
	3.81	Feel at home	3.41 ▷	3.87
	4.27	Feel inspired	4.01 ▷	4.12
	4.35	Regularly engaged	4.09 ▷	4.18 ▷
	4.19	Involved outside lessons	3.99	3.91 ▷
	4.15	Feedback appreciated	3.81 ▶	4.01
3.61 ▶	**4.29**	Course evaluations	3.95 ▶	4.28

General

3.85	**4.06**	Information	3.27 ▶	3.92
3.54	**3.64**	Facilities	3.07 ▶	3.52
	3.72	Study pressure	3.43	3.52

"study pressure" is coded as: 1=too low, 3=good, 5=too high

data analysis:
Jeroen Fokker - Departement Computer Science - Utrecht University
Hossein Al Mahmoudi - UBD Teaching Policy - Utrecht University

Master program 60829 GEMM

Nationale Studenten Enquete 2021

GEMMA: Master degree in Women's and Gender studi

Universiteit Utrecht

Kunst- & cultuurwetenschappen (research)

2018	2021		Netherlands	Faculty
◁ 3.96	**3.33**	Satisfied with program	3.55	◁ 4.02
3.65	**3.89**	General skills	3.87	3.99
3.83	**3.67**	Education feasibility	3.67	3.93
4.15	**3.89**	Atmosphere	3.59	4.23
4.17	**3.67**	Would choose again	3.57	4.04
4.00	**4.03**	Content & organisation	3.83	4.00
3.28	**3.17**	Connection to practice	3.17	◁ 3.59
4.11	**4.36**	Teachers	4.02 ▷	4.20
4.38 ▶	**4.89**	English	4.54 ▶	4.54 ▶
3.78	**3.50**	Counseling	3.58	4.07
3.64	**3.65**	Assessment	3.86	3.94
	4.10	Engagement & contact	3.89	4.08

Response: 9 out of 22 = 40.9%

Compared to previous years

- program in 2018 (n=26)
- GEMM in 2021 (n=9)
- 95% confidence interval
- 80% confidence interval

The UU program in 2021 is...

- ▶ probably better
- ▷ possibly better
- ◁ possibly worse
- ◀ probably worse

...than the comparison group

Compared to similar programs in NL

Netherlands

Groningen: Kunst- & cultuurwetenschappen ((n=30)
Maastricht: Kunst- & cultuurwetenschappen ((n=15)
UvA: Kunst- & cultuurwetenschappen ((n=38)

Compared to Master program in faculty GW

Faculty GW

Kunst- & cultuurwetenschappen (n=72)
Filosofie (research) (n=6)
Geschiedenis (research) (n=32)
Internationale betrekkingen (n=45)
Letterkunde (n=14)
Letterkunde (research) (n=13)
Taalwetenschappen (n=40)
Taalwetenschappen (research) (n=17)
Filosofie (n=21)
Theologie & Religiewetenschappen (n=11)
Mediastudies (n=24)
Mediastudies (research) (n=19)
Communicatie- & Informatiewetenschappen (n=24)
Neerlandistiek (n=12)
Neerlandistiek (research) (n=15)
Geschiedenis (n=27)
Vertaalwetenschap (n=13)

Masterprogram 60829 GEMM

GEMMA: Master degree in Women's and Gender studies Kunst- & cultuurwetenschappen (research)

Content & organisation

2018	2021		Netherlands	Faculty
3.92	**4.00**	Satisfied with content	3.71	4.10
4.19	**3.78**	Up-to-date	3.74	4.05
4.08	**4.11**	Quality materials	4.01	4.18
4.19	**4.22**	Program level	4.07	4.19
3.85	**3.89**	Work methods	3.62	3.96
3.83	**4.22**	Can broaden/deepen	4.10	4.00
	4.22	Program coordination	3.28 ▶	3.85
3.78	**4.22**	Challenging	3.92	4.07
◁ 4.17	**3.56**	Shape your own program	3.92	3.74

Connection to practice

3.31	**3.44**	Satisfied with practice	3.18	3.60
3.17	**3.22**	Skills for practice	3.20	3.52
3.17	**3.11**	Link to professionals	3.14	◁ 3.66

Teachers

4.08	**4.44**	Satisfied with teachers	4.10	4.31
4.12	**4.56**	Involvement	3.96 ▷	4.31
4.12	**4.33**	Didactic skills	4.05 ▷	4.20
4.38 ▷	**4.78**	Content expertise	4.38 ▶	4.57
4.00	**4.00**	Practice knowledge	4.01	3.95
4.04	**4.33**	Supportive	3.72 ▷	4.08
4.08	**4.44**	Inspiring	3.79 ▶	4.05 ▷
	4.33	Understandable	4.00 ▷	4.17
	4.11	Encourage questions	4.23	4.27

Counseling

2018	2021		Netherlands	Faculty
4.00	**3.50**	Satisfied with counseling	3.28	4.06
3.96	**3.50**	Opportunity	3.63	4.09
3.90	**3.50**	Quality	3.53	4.04

Assessment

3.58	**3.78**	Satisfied with assessment	3.80	3.93
3.71	**3.78**	Exam matches content	4.04	4.08
3.33	**3.44**	Clear criteria	3.68	3.78
3.75	**3.78**	Quality knowledge exam	3.83	3.99
3.74	**3.44**	Quality practice exam	3.72	◁ 3.91
	3.67	Exam form follows content	3.97	◁ 4.03
3.92	**3.78**	Feedback on exams	3.91	3.88

Engagement & contact

3.92	**4.38**	Teachers reachable	4.07	4.19
	4.12	Feedback	3.86	3.98
	3.88	Feel safe	3.82	4.21
	3.38	Feel at home	3.41	3.87
	4.12	Feel inspired	4.01	4.12
	4.38	Regularly engaged	4.09	4.18
	4.38	Involved outside lessons	3.99 ▷	3.91 ▶
	4.12	Feedback appreciated	3.81	4.01
3.61	**4.12**	Course evaluations	3.95	4.28

General

3.85 ▶	**4.44**	Information	3.27 ▶	3.92 ▶
3.54	**3.33**	Facilities	3.07	3.52
	3.67	Study pressure	3.43	3.52

"study pressure" is coded as: 1=too low, 3=good, 5=too high

data analysis:
Jeroen Fokker - Departement Computer Science - Utrecht University
Hossein Al Mahmoudi - UBD Teaching Policy - Utrecht University

Master program 60829 GSTR

Nationale Studenten Enquete 2021

Gender Studies (Research)

Kunst- & cultuurwetenschappen (research)

Universiteit Utrecht

2018	2021		Netherlands	Faculty
3.96	**3.91**	Satisfied with program	3.55	4.02
3.65 ▷	**4.23**	General skills	3.87 ▷	3.99
3.83	**3.95**	Education feasibility	3.67	3.93
4.15	**4.19**	Atmosphere	3.59 ▶	4.23
4.17	**4.14**	Would choose again	3.57 ▶	4.04
4.00	**4.23**	Content & organisation	3.83 ▷	4.00
3.28	**3.36**	Connection to practice	3.17	3.59
4.11 ▷	**4.48**	Teachers	4.02 ▶	4.20 ▷
4.38 ▶	**4.86**	English	4.54 ▶	4.54 ▶
3.78	**4.04**	Counseling	3.58 ▷	4.07
3.64 ▶	**4.12**	Assessment	3.86	3.94
	4.24	Engagement & contact	3.89 ▶	4.08

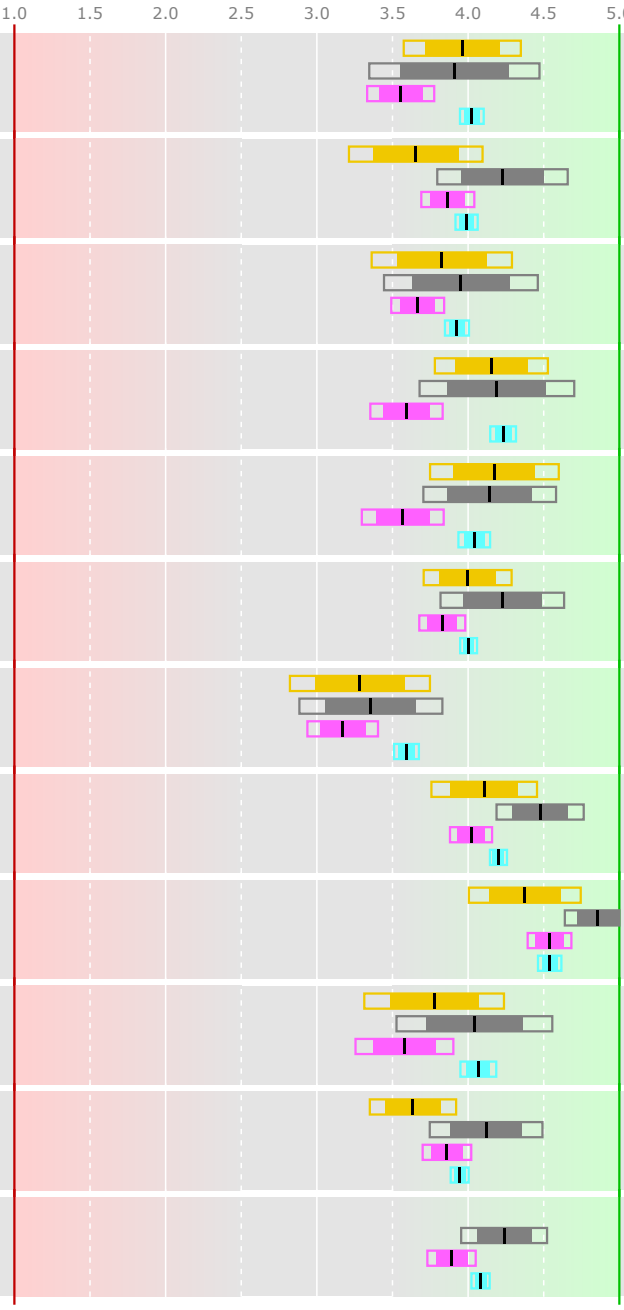

Response: 22 out of 51 = 43.1%

Compared to previous years

- program in 2018 (n=26)
- GSTR in 2021 (n=22)
- 95% confidence interval
- 80% confidence interval

The UU program in 2021 is...

- ▶ probably better
- ▷ possibly better
- ◁ possibly worse
- ◀ probably worse

...than the comparison group

Compared to similar programs in NL

Netherlands

Groningen: Kunst- & cultuurwetenschappen ((n=30)
Maastricht: Kunst- & cultuurwetenschappen ((n=15)
UvA: Kunst- & cultuurwetenschappen ((n=38)

Compared to Master program in faculty GW

Faculty GW

Kunst- & cultuurwetenschappen (n=72)
Filosofie (research) (n=6)
Geschiedenis (research) (n=32)
Internationale betrekkingen (n=45)
Letterkunde (n=14)
Letterkunde (research) (n=13)
Taalwetenschappen (n=40)
Taalwetenschappen (research) (n=17)
Filosofie (n=21)
Theologie & Religiewetenschappen (n=11)
Mediastudies (n=24)
Mediastudies (research) (n=19)
Communicatie- & Informatiewetenschappen (n=24)
Neerlandistiek (n=12)
Neerlandistiek (research) (n=15)
Geschiedenis (n=27)
Vertaalwetenschap (n=13)

Masterprogram 60829 GSTR

Gender Studies (Research)
Kunst- & cultuurwetenschappen (research)

Content & organisation

2018	2021		Netherlands	Faculty
3.92 ▷	**4.36**	Satisfied with content	3.71 ▶	4.10
4.19	**4.24**	Up-to-date	3.74 ▷	4.05
4.08 ▷	**4.52**	Quality materials	4.01 ▶	4.18 ▷
4.19	**4.38**	Program level	4.07 ▷	4.19
3.85	**3.90**	Work methods	3.62	3.96
3.83 ▷	**4.38**	Can broaden/deepen	4.10	4.00 ▷
	4.10	Program coordination	3.28 ▶	3.85
3.78 ▷	**4.24**	Challenging	3.92	4.07
4.17	**4.05**	Shape your own program	3.92	3.74 ▷

Connection to practice

3.31	**3.41**	Satisfied with practice	3.18	3.60
3.17	**3.43**	Skills for practice	3.20	3.52
3.17	**3.29**	Link to professionals	3.14	◁ 3.66

Teachers

4.08	**4.48**	Satisfied with teachers	4.10 ▷	4.31
4.12 ▶	**4.71**	Involvement	3.96 ▶	4.31 ▶
4.12 ▶	**4.67**	Didactic skills	4.05 ▶	4.20 ▶
4.38	**4.67**	Content expertise	4.38	4.57
4.00	**4.14**	Practice knowledge	4.01	3.95
4.04	**4.10**	Supportive	3.72 ▷	4.08
4.08 ▷	**4.52**	Inspiring	3.79 ▶	4.05 ▶
	4.43	Understandable	4.00 ▶	4.17 ▷
	4.57	Encourage questions	4.23 ▷	4.27 ▷

Counseling

2018	2021		Netherlands	Faculty
4.00	**4.17**	Satisfied with counseling	3.28 ▶	4.06
3.96	**4.08**	Opportunity	3.63 ▷	4.09
3.90	**4.00**	Quality	3.53 ▷	4.04

Assessment

3.58 ▷	**4.14**	Satisfied with assessment	3.80 ▷	3.93
3.71 ▶	**4.33**	Exam matches content	4.04 ▷	4.08
3.33 ▶	**4.05**	Clear criteria	3.68 ▷	3.78
3.75 ▶	**4.29**	Quality knowledge exam	3.83 ▶	3.99 ▷
3.74	**4.00**	Quality practice exam	3.72	3.91
	4.24	Exam form follows content	3.97	4.03
3.92	**3.81**	Feedback on exams	3.91	3.88

Engagement & contact

3.92	**4.24**	Teachers reachable	4.07	4.19
	3.90	Feedback	3.86	3.98
	4.33	Feel safe	3.82 ▷	4.21
	3.81	Feel at home	3.41 ▷	3.87
	4.33	Feel inspired	4.01 ▷	4.12
	4.48	Regularly engaged	4.09 ▷	4.18 ▷
	4.38	Involved outside lessons	3.99 ▷	3.91 ▶
	4.29	Feedback appreciated	3.81 ▶	4.01 ▷
3.61 ▶	**4.38**	Course evaluations	3.95 ▷	4.28

General

3.85	**4.14**	Information	3.27 ▶	3.92
3.54	**3.67**	Facilities	3.07 ▷	3.52
	3.76	Study pressure	3.43	3.52

"study pressure" is coded as: 1=too low, 3=good, 5=too high

data analysis:
Jeroen Fokker - Departement Computer Science - Utrecht University
Hossein Al Mahmoudi - UBD Teaching Policy - Utrecht University

Master program 60829 OKUM

Nationale Studenten Enquete 2021

Art History

Kunst- & cultuurwetenschappen (research)

Universiteit Utrecht

2018	2021		Netherlands	Faculty
3.96	**3.90**	Satisfied with program	3.55 ▶	4.02
3.65 ▷	**4.10**	General skills	3.87	3.99
◁ 3.83	**3.40**	Education feasibility	◁ 3.67	◀ 3.93
4.15	**4.10**	Atmosphere	3.59 ▷	4.23
◁ 4.17	**3.60**	Would choose again	3.57	4.04
4.00	**3.83**	Content & organisation	3.83	4.00
3.28 ▷	**3.85**	Connection to practice	3.17 ▶	3.59
4.11	**3.83**	Teachers	4.02	◁ 4.20
4.38	**4.33**	English	4.54	4.54
3.78	**3.83**	Counseling	3.58	4.07
3.64	**3.63**	Assessment	3.86	3.94
	3.69	Engagement & contact	3.89	◁ 4.08

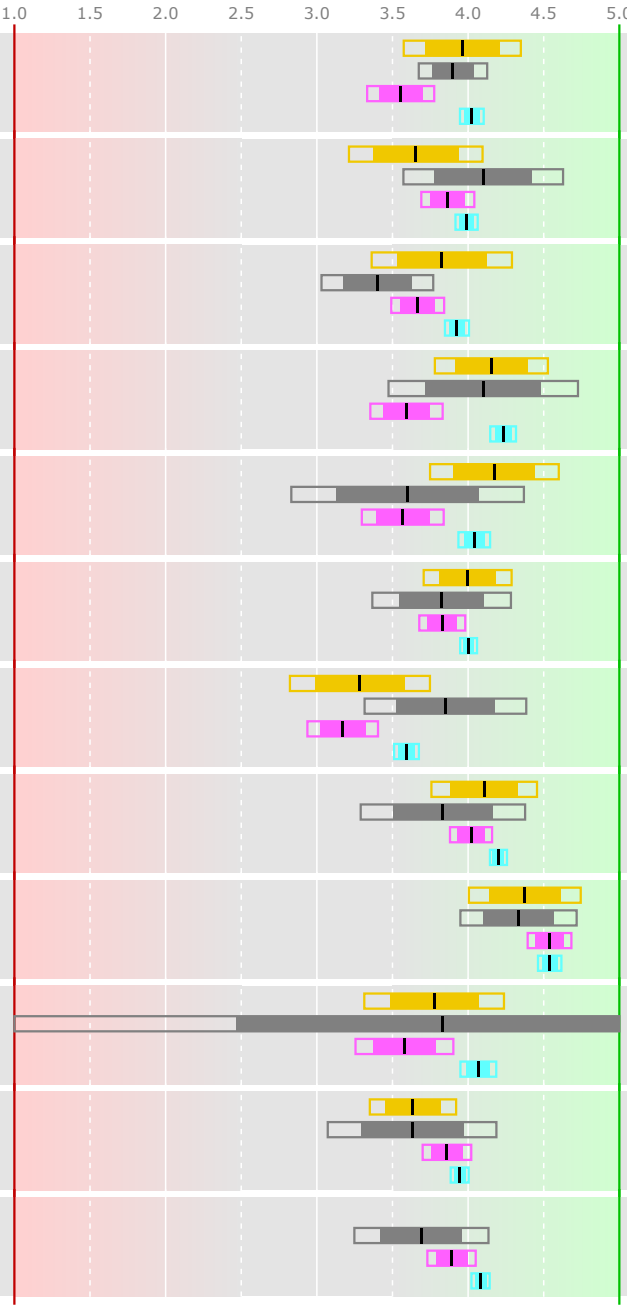

Response: 10 out of 31 = 32.3%

Compared to previous years

- program in 2018 (n=26)
- OKUM in 2021 (n=10)
- 95% confidence interval
- 80% confidence interval

The UU program in 2021 is...

- ▶ probably better
- ▷ possibly better
- ◁ possibly worse
- ◀ probably worse

...than the comparison group

Compared to similar programs in NL

Netherlands

Groningen: Kunst- & cultuurwetenschappen ((n=30)
Maastricht: Kunst- & cultuurwetenschappen ((n=15)
UvA: Kunst- & cultuurwetenschappen ((n=38)

Compared to Master program in faculty GW

Faculty GW

Kunst- & cultuurwetenschappen (n=72)
Filosofie (research) (n=6)
Geschiedenis (research) (n=32)
Internationale betrekkingen (n=45)
Letterkunde (n=14)
Letterkunde (research) (n=13)
Taalwetenschappen (n=40)
Taalwetenschappen (research) (n=17)
Filosofie (n=21)
Theologie & Religiewetenschappen (n=11)
Mediastudies (n=24)
Mediastudies (research) (n=19)
Communicatie- & Informatiewetenschappen (n=24)
Neerlandistiek (n=12)
Neerlandistiek (research) (n=15)
Geschiedenis (n=27)
Vertaalwetenschap (n=13)

Masterprogram 60829 OKUM

Art History
Kunst- & cultuurwetenschappen (research)

Content & organisation

2018	2021		Netherlands	Faculty
3.92	**3.70**	Satisfied with content	3.71	◁4.10
4.19	**4.00**	Up-to-date	3.74	4.05
4.08	**4.00**	Quality materials	4.01	4.18
4.19	**4.00**	Program level	4.07	4.19
◁3.85	**3.30**	Work methods	3.62	◁3.96
3.83	**4.00**	Can broaden/deepen	4.10	4.00
	3.50	Program coordination	3.28	3.85
3.78	**3.70**	Challenging	3.92	4.07
4.17	**4.10**	Shape your own program	3.92	3.74

Connection to practice

2018	2021		Netherlands	Faculty
3.31	**3.50**	Satisfied with practice	3.18	3.60
3.17	**3.50**	Skills for practice	3.20	3.52
3.17▶	**4.20**	Link to professionals	3.14▶	3.66▷

Teachers

2018	2021		Netherlands	Faculty
4.08	**3.80**	Satisfied with teachers	4.10	◁4.31
4.12	**3.56**	Involvement	3.96	◁4.31
4.12	**3.67**	Didactic skills	4.05	◁4.20
4.38	**4.56**	Content expertise	4.38	4.57
4.00	**4.22**	Practice knowledge	4.01	3.95
◁4.04	**3.44**	Supportive	3.72	◁4.08
4.08	**3.56**	Inspiring	3.79	4.05
	3.89	Understandable	4.00	4.17
	3.78	Encourage questions	◁4.23	◁4.27

Counseling

2018	2021		Netherlands	Faculty
4.00	**3.67**	Satisfied with counseling	3.28	4.06
3.96	**3.67**	Opportunity	3.63	4.09
3.90	**4.00**	Quality	3.53	4.04

Assessment

2018	2021		Netherlands	Faculty
3.58	**3.60**	Satisfied with assessment	3.80	◁3.93
3.71	**3.78**	Exam matches content	4.04	4.08
3.33	**3.33**	Clear criteria	3.68	◁3.78
3.75	**3.67**	Quality knowledge exam	3.83	3.99
3.74	**3.67**	Quality practice exam	3.72	3.91
	3.78	Exam form follows content	3.97	4.03
3.92	**3.56**	Feedback on exams	3.91	3.88

Engagement & contact

2018	2021		Netherlands	Faculty
3.92	**3.44**	Teachers reachable	◁4.07	◁4.19
	3.67	Feedback	3.86	3.98
	4.11	Feel safe	3.82	4.21
	3.56	Feel at home	3.41	3.87
	3.78	Feel inspired	4.01	4.12
	3.89	Regularly engaged	4.09	4.18
	3.56	Involved outside lessons	3.99	3.91
	3.44	Feedback appreciated	3.81	◁4.01
3.61	**3.78**	Course evaluations	3.95	◁4.28

General

2018	2021		Netherlands	Faculty
◁3.85	**3.10**	Information	3.27	◀3.92
3.54	**3.60**	Facilities	3.07▷	3.52
	3.80	Study pressure	3.43	3.52

"study pressure" is coded as: 1=too low, 3=good, 5=too high

data analysis:
Jeroen Fokker - Departement Computer Science - Utrecht University
Hossein Al Mahmoudi - UBD Teaching Policy - Utrecht University

Master program 60829 OMUM

Musicology

Kunst- & cultuurwetenschappen (research)

Nationale Studenten Enquete 2021

Universiteit Utrecht

2018	2021		Netherlands	Faculty
3.96 ▷	**4.57**	Satisfied with program	3.55 ▶	4.02 ▶
3.65 ▶	**4.86**	General skills	3.87 ▶	3.99 ▶
3.83	**4.29**	Education feasibility	3.67 ▷	3.93
4.15 ▷	**4.71**	Atmosphere	3.59 ▶	4.23 ▶
4.17 ▷	**4.71**	Would choose again	3.57 ▶	4.04 ▶
4.00 ▶	**4.61**	Content & organisation	3.83 ▶	4.00 ▶
3.28 ▷	**4.00**	Connection to practice	3.17 ▶	3.59 ▷
4.11 ▷	**4.57**	Teachers	4.02 ▶	4.20 ▶
4.38 ▷	**4.86**	English	4.54 ▷	4.54 ▷
3.78 ▷	**4.50**	Counseling	3.58 ▶	4.07 ▷
3.64 ▶	**4.50**	Assessment	3.86 ▶	3.94 ▶
	4.67	Engagement & contact	3.89 ▶	4.08 ▶

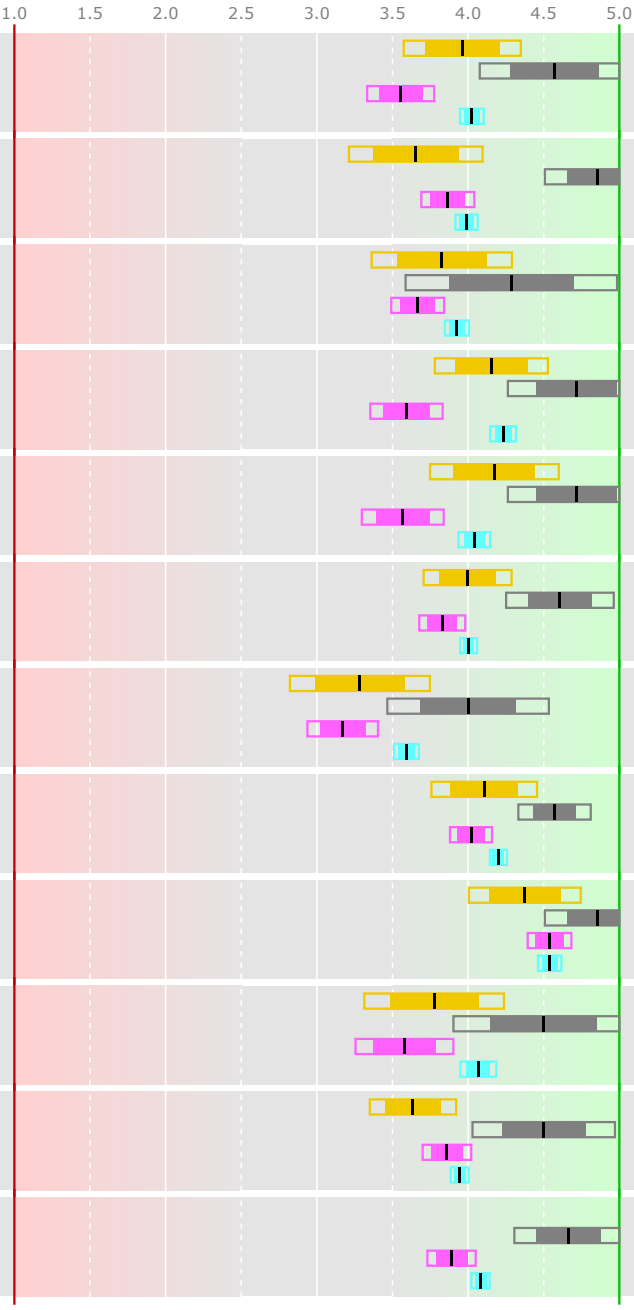

Response: 7 out of 24 = 29.2%

Compared to previous years

- program in 2018 (n=26)
- OMUM in 2021 (n=7)
- 95% confidence interval
- 80% confidence interval

The UU program in 2021 is...

- ▶ probably better
- ▷ possibly better
- ◁ possibly worse
- ◀ probably worse

...than the comparison group

Compared to similar programs in NL

Netherlands

Groningen: Kunst- & cultuurwetenschappen ((n=30)
Maastricht: Kunst- & cultuurwetenschappen ((n=15)
UvA: Kunst- & cultuurwetenschappen ((n=38)

Compared to Master program in faculty GW

Faculty GW

Kunst- & cultuurwetenschappen (n=72)
Filosofie (research) (n=6)
Geschiedenis (research) (n=32)
Internationale betrekkingen (n=45)
Letterkunde (n=14)
Letterkunde (research) (n=13)
Taalwetenschappen (n=40)
Taalwetenschappen (research) (n=17)
Filosofie (n=21)
Theologie & Religiewetenschappen (n=11)
Mediastudies (n=24)
Mediastudies (research) (n=19)
Communicatie- & Informatiewetenschappen (n=24)
Neerlandistiek (n=12)
Neerlandistiek (research) (n=15)
Geschiedenis (n=27)
Vertaalwetenschap (n=13)

Masterprogram 60829 OMUM

Musicology
Kunst- & cultuurwetenschappen (research)

Content & organisation

2018	2021		Netherlands	Faculty
3.92 ▷	**4.57**	Satisfied with content	3.71 ▶	4.10 ▷
4.19 ▷	**4.57**	Up-to-date	3.74 ▶	4.05 ▶
4.08 ▶	**4.71**	Quality materials	4.01 ▶	4.18 ▶
4.19	**4.57**	Program level	4.07 ▷	4.19 ▷
3.85	**4.14**	Work methods	3.62 ▷	3.96
3.83 ▶	**4.86**	Can broaden/deepen	4.10 ▶	4.00 ▶
	4.43	Program coordination	3.28 ▶	3.85 ▷
3.78 ▶	**4.71**	Challenging	3.92 ▶	4.07 ▶
4.17 ▶	**4.86**	Shape your own program	3.92 ▶	3.74 ▶

Connection to practice

3.31 ▶	**4.14**	Satisfied with practice	3.18 ▶	3.60 ▷
3.17 ▶	**4.00**	Skills for practice	3.20 ▶	3.52 ▷
3.17 ▷	**4.00**	Link to professionals	3.14 ▶	3.66

Teachers

4.08 ▷	**4.71**	Satisfied with teachers	4.10 ▶	4.31 ▷
4.12 ▶	**4.86**	Involvement	3.96 ▶	4.31 ▶
4.12	**4.43**	Didactic skills	4.05 ▷	4.20
4.38 ▶	**5.00**	Content expertise	4.38 ▶	4.57 ▶
4.00	**4.29**	Practice knowledge	4.01	3.95
4.04	**4.43**	Supportive	3.72 ▶	4.08 ▷
4.08 ▷	**4.57**	Inspiring	3.79 ▶	4.05 ▶
	4.43	Understandable	4.00 ▷	4.17
	4.57	Encourage questions	4.23 ▷	4.27 ▷

Counseling

2018	2021		Netherlands	Faculty
4.00 ▷	**4.57**	Satisfied with counseling	3.28 ▶	4.06 ▷
3.96	**4.43**	Opportunity	3.63 ▷	4.09
3.90 ▷	**4.57**	Quality	3.53 ▶	4.04 ▶

Assessment

3.58 ▶	**4.43**	Satisfied with assessment	3.80 ▶	3.93 ▷
3.71 ▶	**4.57**	Exam matches content	4.04 ▷	4.08 ▷
3.33 ▶	**4.14**	Clear criteria	3.68 ▷	3.78
3.75 ▶	**4.57**	Quality knowledge exam	3.83 ▶	3.99 ▶
3.74 ▶	**4.57**	Quality practice exam	3.72 ▶	3.91 ▷
	4.57	Exam form follows content	3.97 ▶	4.03 ▶
3.92 ▷	**4.57**	Feedback on exams	3.91 ▷	3.88 ▷

Engagement & contact

3.92 ▶	**4.86**	Teachers reachable	4.07 ▶	4.19 ▶
	4.57	Feedback	3.86 ▶	3.98 ▶
	4.71	Feel safe	3.82 ▶	4.21 ▷
	4.43	Feel at home	3.41 ▶	3.87 ▷
	4.71	Feel inspired	4.01 ▶	4.12 ▶
	4.71	Regularly engaged	4.09 ▶	4.18 ▶
	4.43	Involved outside lessons	3.99	3.91
	4.71	Feedback appreciated	3.81 ▶	4.01 ▶
3.61 ▶	**4.86**	Course evaluations	3.95 ▶	4.28 ▶

General

3.85 ▶	**4.71**	Information	3.27 ▶	3.92 ▶
3.54	**3.86**	Facilities	3.07 ▷	3.52
	3.29	Study pressure	3.43	3.52

"study pressure" is coded as: 1=too low, 3=good, 5=too high

data analysis:
Jeroen Fokker - Departement Computer Science - Utrecht University
Hossein Al Mahmoudi - UBD Teaching Policy - Utrecht University

Master program 60829 RLSM

Religious Studies

Kunst- & cultuurwetenschappen (research)

Nationale Studenten Enquete 2021

Universiteit Utrecht

2018	2021		Netherlands	Faculty
3.96	**4.00**	Satisfied with program	3.55 ▶	4.02
3.65	**4.33**	General skills	3.87	3.99
3.83	**3.67**	Education feasibility	3.67	3.93
4.15	**4.33**	Atmosphere	3.59 ▷	4.23
4.17	**4.33**	Would choose again	3.57 ▷	4.04
4.00	**4.21**	Content & organisation	3.83	4.00
3.28	**3.33**	Connection to practice	3.17	3.59
4.11	**4.42**	Teachers	4.02	4.20
4.38	**4.33**	English	4.54	4.54
3.78	**3.67**	Counseling	3.58	4.07
3.64 ▷	**4.00**	Assessment	3.86	3.94
	4.30	Engagement & contact	3.89	4.08

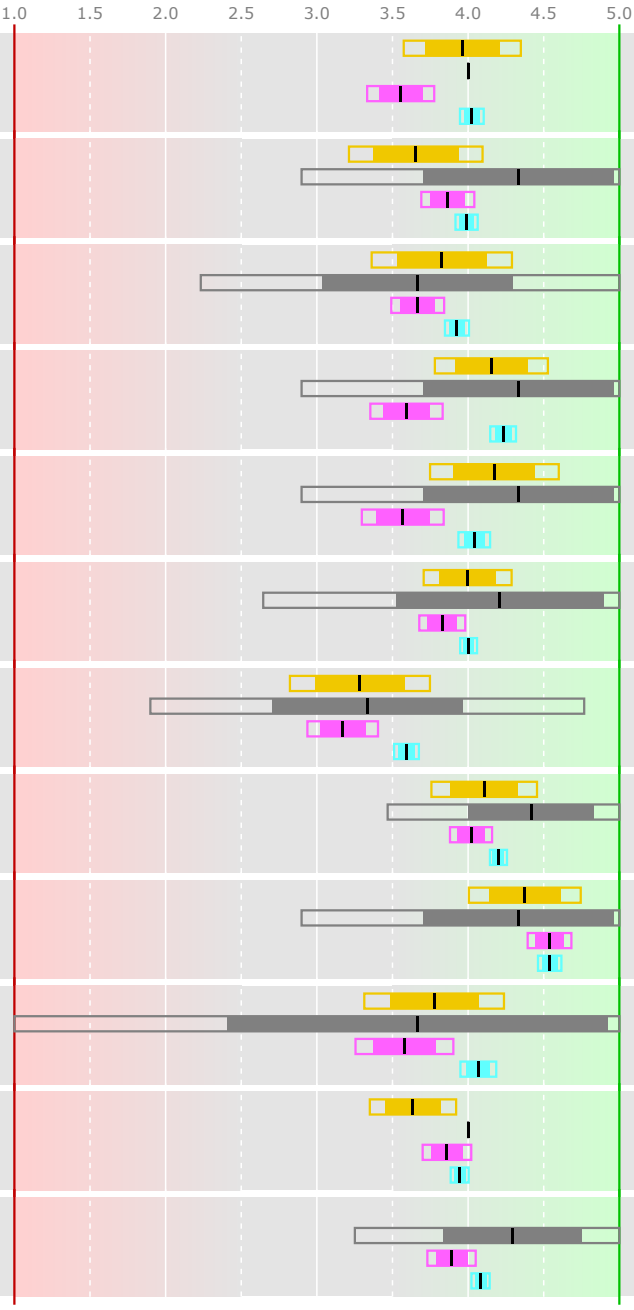

Response: 5 out of 19 = 26.3%

Compared to previous years

- program in 2018 (n=26)
- RLSM in 2021 (n=5)
- 95% confidence interval
- 80% confidence interval

The UU program in 2021 is...

- ▶ probably better
- ▷ possibly better
- ◁ possibly worse
- ◀ probably worse

...than the comparison group

Compared to similar programs in NL

Netherlands

Groningen: Kunst- & cultuurwetenschappen ((n=30)
Maastricht: Kunst- & cultuurwetenschappen ((n=15)
UvA: Kunst- & cultuurwetenschappen ((n=38)

Compared to Master program in faculty GW

Faculty GW

Kunst- & cultuurwetenschappen (n=72)
Filosofie (research) (n=6)
Geschiedenis (research) (n=32)
Internationale betrekkingen (n=45)
Letterkunde (n=14)
Letterkunde (research) (n=13)
Taalwetenschappen (n=40)
Taalwetenschappen (research) (n=17)
Filosofie (n=21)
Theologie & Religiewetenschappen (n=11)
Mediastudies (n=24)
Mediastudies (research) (n=19)
Communicatie- & Informatiewetenschappen (n=24)
Neerlandistiek (n=12)
Neerlandistiek (research) (n=15)
Geschiedenis (n=27)
Vertaalwetenschap (n=13)

Masterprogram 60829 RLSM

Religious Studies
Kunst- & cultuurwetenschappen (research)

Content & organisation

2018	2021		Netherlands	Faculty
3.92 ▷	**4.67**	Satisfied with content	3.71 ▷	4.10
4.19	**4.33**	Up-to-date	3.74	4.05
4.08	**4.67**	Quality materials	4.01 ▷	4.18
4.19	**4.67**	Program level	4.07	4.19
3.85	**3.67**	Work methods	3.62	3.96
3.83	**4.00**	Can broaden/deepen	4.10	4.00
	4.00	Program coordination	3.28	3.85
3.78	**4.33**	Challenging	3.92	4.07
4.17	**4.00**	Shape your own program	3.92	3.74

Connection to practice

3.31	**3.67**	Satisfied with practice	3.18	3.60
3.17	**3.67**	Skills for practice	3.20	3.52
3.17	**3.00**	Link to professionals	3.14	3.66

Teachers

4.08	**4.67**	Satisfied with teachers	4.10	4.31
4.12	**4.67**	Involvement	3.96 ▷	4.31
4.12	**4.33**	Didactic skills	4.05	4.20
4.38 ▷	**5.00**	Content expertise	4.38 ▶	4.57 ▶
4.00	**4.67**	Practice knowledge	4.01	3.95 ▷
4.04	**4.00**	Supportive	3.72	4.08
4.08	**4.67**	Inspiring	3.79 ▷	4.05
	4.00	Understandable	4.00	4.17
	4.00	Encourage questions	◁ 4.23	◀ 4.27

Counseling

2018	2021		Netherlands	Faculty
4.00	**3.67**	Satisfied with counseling	3.28	4.06
3.96	**3.67**	Opportunity	3.63	4.09
3.90	**3.67**	Quality	3.53	4.04

Assessment

3.58	**3.67**	Satisfied with assessment	3.80	3.93
3.71 ▷	**4.00**	Exam matches content	4.04	◁ 4.08
3.33 ▷	**4.00**	Clear criteria	3.68 ▷	3.78 ▶
3.75	**4.00**	Quality knowledge exam	3.83 ▷	3.99
3.74	**4.00**	Quality practice exam	3.72 ▷	3.91 ▷
	4.33	Exam form follows content	3.97	4.03
3.92	**3.67**	Feedback on exams	3.91	3.88

Engagement & contact

3.92 ▷	**4.67**	Teachers reachable	4.07	4.19
	4.33	Feedback	3.86	3.98
	4.67	Feel safe	3.82 ▷	4.21
	4.33	Feel at home	3.41 ▷	3.87
	4.67	Feel inspired	4.01	4.12
	4.00	Regularly engaged	4.09	4.18
	3.67	Involved outside lessons	3.99	3.91
	4.00	Feedback appreciated	3.81	4.01
3.61	**4.33**	Course evaluations	3.95	4.28

General

3.85	**4.00**	Information	3.27 ▶	3.92
3.54 ▷	**4.00**	Facilities	3.07 ▶	3.52 ▶
	4.33	Study pressure	3.43	3.52

"study pressure" is coded as: 1=too low, 3=good, 5=too high

data analysis:
Jeroen Fokker - Departement Computer Science - Utrecht University
Hossein Al Mahmoudi - UBD Teaching Policy - Utrecht University

Master program 60830

Mediastudies

Nationale Studenten Enquete 2021

Universiteit Utrecht

	2018	2021		Netherlands	Faculty
	3.52	**3.79**	Satisfied with program	3.86	◁ 4.02
	3.45 ▷	**3.88**	General skills	3.83	4.03
	3.62	**3.50**	Education feasibility	◁ 3.83	◀ 3.94
	4.26	**4.21**	Atmosphere	4.00 ▷	4.23
	3.39 ▷	**3.92**	Would choose again	3.87	4.05
	3.76	**3.87**	Content & organisation	3.83	◁ 4.03
	3.28	**3.22**	Connection to practice	3.11	◀ 3.60
	3.89	**4.09**	Teachers	4.02	◁ 4.22
	4.00 ▶	**4.67**	English	4.35 ▶	4.56
	3.49 ▷	**3.94**	Counseling	3.78	4.07
	3.59	**3.80**	Assessment	3.81	◁ 3.96
		4.07	Engagement & contact	3.97	4.09

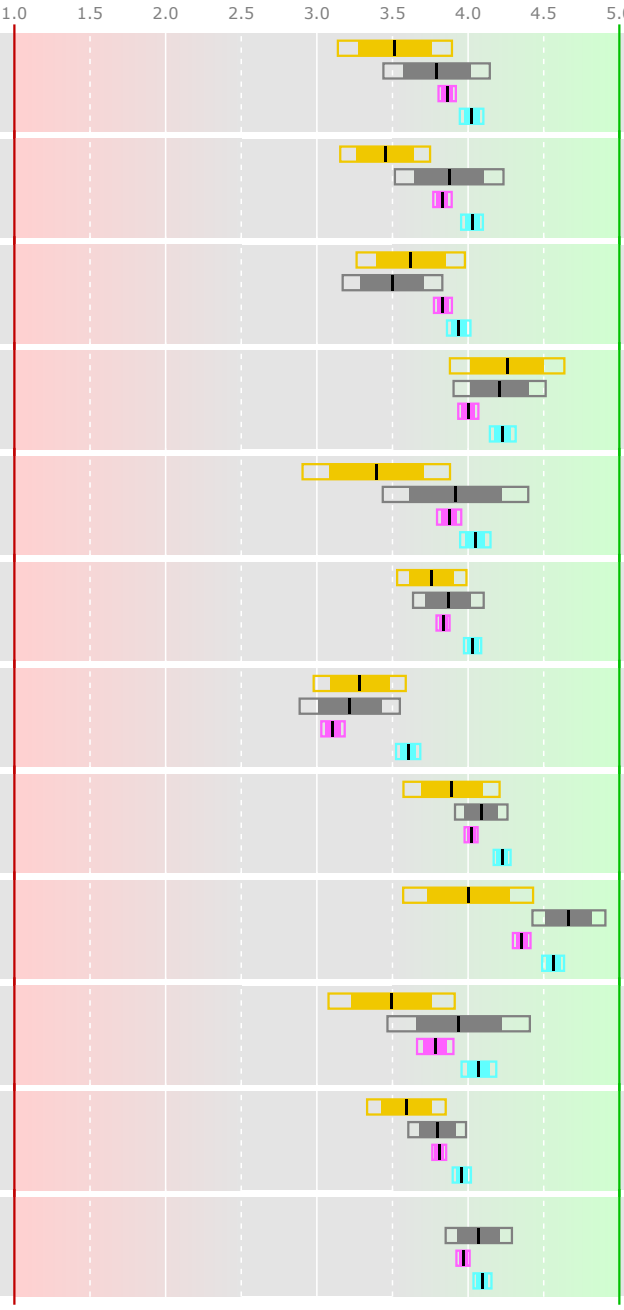

Response: 24 out of 97 = 24.7%

Compared to previous years

- program in 2018 (n=31)
- program in 2021 (n=24)
- 95% confidence interval
- 80% confidence interval

The UU program in 2021 is...

- ▶ probably better
- ▷ possibly better
- ◁ possibly worse
- ◀ probably worse

...than the comparison group

Compared to similar programs in NL

Netherlands

Utrecht: Communicatie- & Informatieweten (n=24)
Leiden: Mediastudies (n=70)
Groningen: Mediastudies (n=79)
Groningen: Communicatie- & Informatieweten (n=43)
Rotterdam: Mediastudies (n=135)
Maastricht: Mediastudies (n=18)
UvA: Mediastudies (n=72)
UvA: Mediastudies (n=40)
UvA: Communicatie- & Informatieweten (n=11)
VU: Communicatie- & Informatieweten (n=24)
Nijmegen: Communicatie- & Informatieweten (n=62)
Tilburg: Communicatie- & Informatieweten (n=145)

Compared to Master program in faculty GW

Faculty GW

Kunst- & cultuurwetenschappen (n=72)
Filosofie (research) (n=6)
Geschiedenis (research) (n=32)
Internationale betrekkingen (n=45)
Letterkunde (n=14)
Letterkunde (research) (n=13)
Taalwetenschappen (n=40)
Taalwetenschappen (research) (n=17)
Filosofie (n=21)
Theologie & Religiewetenschappen (n=11)
Kunst- & cultuurwetenschappen (research (n=53)
Mediastudies (research) (n=19)
Communicatie- & Informatiewetenschappen (n=24)
Neerlandistiek (n=12)
Neerlandistiek (research) (n=15)
Geschiedenis (n=27)
Vertaalwetenschap (n=13)

Masterprogram 60830

Mediastudies

Content & organisation

2018	2021		Netherlands	Faculty
3.68 ▷	**4.00**	Satisfied with content	3.94	4.12
3.94	**4.08**	Up-to-date	3.98	4.06
3.90 ▷	**4.08**	Quality materials	3.98	◁ 4.21
3.90	**3.92**	Program level	3.99	◁ 4.22
3.61	**3.71**	Work methods	3.72	3.96
3.86	**4.00**	Can broaden/deepen	3.83	4.04
	3.30	Program coordination	◁ 3.63	◀ 3.90
3.54 ▶	**4.04**	Challenging	3.89	4.09
3.89	**3.83**	Shape your own program	3.65	3.78

Connection to practice

3.35	**3.04**	Satisfied with practice	3.19	◀ 3.63
3.17	**3.09**	Skills for practice	3.18	◀ 3.55
3.13	**3.35**	Link to professionals	3.03 ▷	◁ 3.66

Teachers

3.97 ▶	**4.54**	Satisfied with teachers	4.08 ▶	4.31 ▷
3.86 ▷	**4.22**	Involvement	4.04 ▷	4.34
3.93	**4.17**	Didactic skills	4.03	4.22
4.45	**4.35**	Content expertise	4.37	◁ 4.60
3.69	**3.87**	Practice knowledge	3.79	3.98
3.72 ▷	**4.17**	Supportive	3.89 ▶	4.07
3.93	**3.96**	Inspiring	3.77	4.09
	3.91	Understandable	4.04	◁ 4.20
	4.04	Encourage questions	4.20	◁ 4.28

Counseling

2018	2021		Netherlands	Faculty
3.68	**4.00**	Satisfied with counseling	3.66 ▶	4.07
3.52 ▷	**4.00**	Opportunity	3.83	4.09
3.57	**3.88**	Quality	3.73	4.05

Assessment

3.42	**3.58**	Satisfied with assessment	3.74	◁ 3.96
3.72	**3.82**	Exam matches content	3.86	◀ 4.11
3.34	**3.36**	Clear criteria	◀ 3.80	◀ 3.81
3.66 ▷	**3.95**	Quality knowledge exam	3.85	4.01
3.68	**3.86**	Quality practice exam	3.72 ▷	3.91
	3.86	Exam form follows content	3.87	◁ 4.05
3.72	**3.91**	Feedback on exams	3.76	3.88

Engagement & contact

3.62 ▶	**4.32**	Teachers reachable	4.14 ▷	4.18
	4.18	Feedback	3.92 ▷	3.97 ▷
	4.09	Feel safe	4.24	4.22
	3.73	Feel at home	3.85	3.87
	4.05	Feel inspired	3.93	4.14
	3.77	Regularly engaged	4.04	◀ 4.23
	3.86	Involved outside lessons	3.68	3.95
	4.18	Feedback appreciated	3.88 ▷	4.02
3.37 ▶	**4.45**	Course evaluations	4.02 ▶	4.27

General

3.61	**3.79**	Information	3.68	3.95
◀ 3.73	**3.08**	Facilities	◁ 3.41	◀ 3.56
	3.83	Study pressure	3.43	3.52

"study pressure" is coded as: 1=too low, 3=good, 5=too high

Reaction of program management:
De coördinatoren van de twee programma's die binnen de opleiding MA Media Studies worden aangeboden, reageren verheugd op de positieve NSE2021 evaluatie, waarbij de volgende resultaten in het oog springen:
- Er is sprake van een significant hogere waardering van de opleiding in 2021 ten opzichte van 2018 op 27 van de 31 punten (pagina 2)
- Drie punten waar sprake is van daling betreffen aansluiting met de beroepspraktijk (tevreden met praktijk, praktijkvaardigheden) en studiefaciliteiten. Daling op deze punten is verklaarbaar in het kader van de COVID-19 situatie, die impact had op mogelijkheden om met de beroepspraktijk in contact te komen en studiefaciliteiten beperkte (bijv. door tijdelijke sluiting van de bibliotheek en collegezalen).
- Opvallende stijgers hebben vooral betrekking op docenten, begeleiding, betrokkenheid en contact. De docententeams zien hierin waardering voor hun inspanningen om ondanks COVID-19 een uitnodigende didactische omgeving te creëren. De programma's zijn zeer tevreden dat ondanks de maatregelen en online onderwijs de sfeer binnen de opleiding gelijk is gebleven, en de studie nog altijd weer gekozen zou worden.

data analysis:
Jeroen Fokker - Departement Computer Science - Utrecht University
Hossein Al Mahmoudi - UBD Teaching Policy - Utrecht University

Master program 60830 FTVM

Film- en Televisiewetenschap

Mediastudies

Nationale Studenten Enquete 2021

Universiteit Utrecht

2018	2021		Netherlands	Faculty
3.52 ▶	**4.22**	Satisfied with program	3.86 ▶	4.02
3.45 ▶	**4.11**	General skills	3.83 ▶	4.03
3.62	**3.67**	Education feasibility	3.83 ◁	3.94
4.26	**4.56**	Atmosphere	4.00 ▶	4.23 ▷
3.39 ▷	**4.33**	Would choose again	3.87	4.05
3.76 ▷	**4.09**	Content & organisation	3.83 ▷	4.03
3.28	**3.56**	Connection to practice	3.11 ▶	3.60
3.89 ▷	**4.33**	Teachers	4.02 ▷	4.22
4.00	**4.67**	English	4.35	4.56
3.49	**4.00**	Counseling	3.78	4.07
3.59 ▶	**4.02**	Assessment	3.81 ▶	3.96
	4.28	Engagement & contact	3.97 ▷	4.09

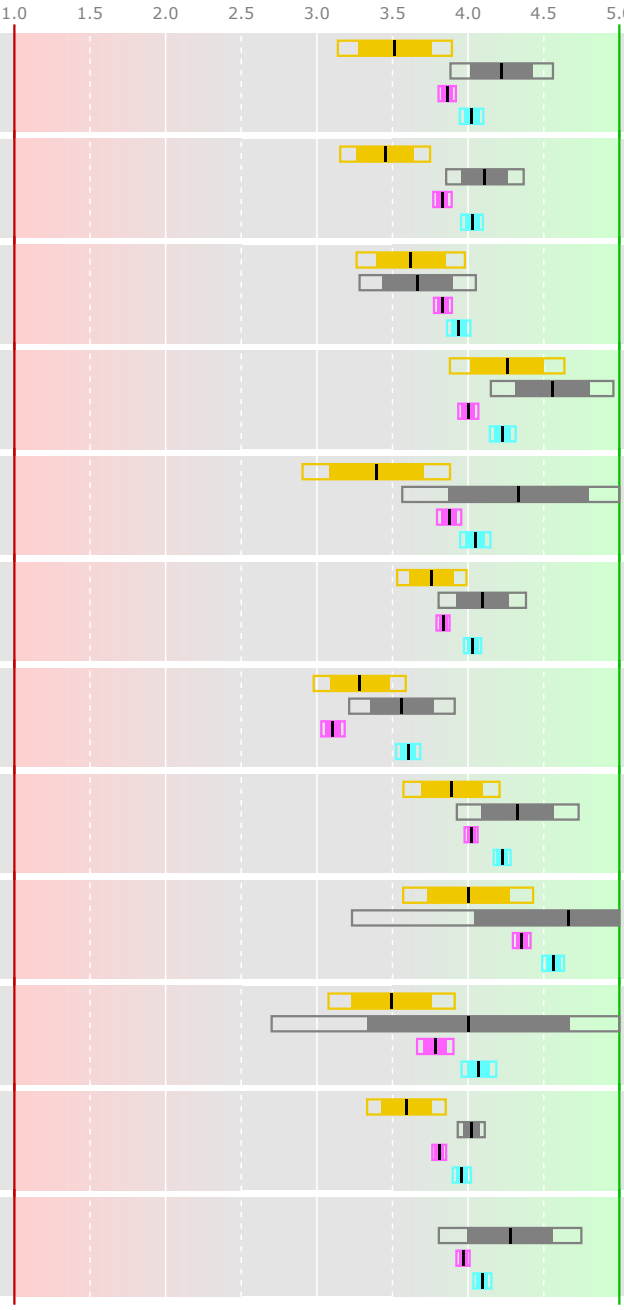

Response: 9 out of 36 = 25.0%

Compared to previous years

- program in 2018 (n=31)
- FTVM in 2021 (n=9)
- 95% confidence interval
- 80% confidence interval

The UU program in 2021 is...

- ▶ probably better
- ▷ possibly better
- ◁ possibly worse
- ◀ probably worse

...than the comparison group

Compared to similar programs in NL

Netherlands

Utrecht: Communicatie- & Informatieweten (n=24)
Leiden: Mediastudies (n=70)
Groningen: Mediastudies (n=79)
Groningen: Communicatie- & Informatieweten (n=43)
Rotterdam: Mediastudies (n=135)
Maastricht: Mediastudies (n=18)
UvA: Mediastudies (n=72)
UvA: Mediastudies (n=40)
UvA: Communicatie- & Informatieweten (n=11)
VU: Communicatie- & Informatieweten (n=24)
Nijmegen: Communicatie- & Informatieweten (n=62)
Tilburg: Communicatie- & Informatieweten (n=145)

Compared to Master program in faculty GW

Faculty GW

Kunst- & cultuurwetenschappen (n=72)
Filosofie (research) (n=6)
Geschiedenis (research) (n=32)
Internationale betrekkingen (n=45)
Letterkunde (n=14)
Letterkunde (research) (n=13)
Taalwetenschappen (n=40)
Taalwetenschappen (research) (n=17)
Filosofie (n=21)
Theologie & Religiewetenschappen (n=11)
Kunst- & cultuurwetenschappen (research (n=53)
Mediastudies (research) (n=19)
Communicatie- & Informatiewetenschappen (n=24)
Neerlandistiek (n=12)
Neerlandistiek (research) (n=15)
Geschiedenis (n=27)
Vertaalwetenschap (n=13)

Masterprogram 60830 FTVM

Film- en Televisiewetenschap Mediastudies

Content & organisation

2018	2021		Netherlands	Faculty
3.68 ▷	**4.11**	Satisfied with content	3.94	4.12
3.94	**4.22**	Up-to-date	3.98 ▷	4.06
3.90 ▷	**4.11**	Quality materials	3.98	4.21
3.90	**3.89**	Program level	3.99	◁ 4.22
3.61	**3.89**	Work methods	3.72	3.96
3.86	**4.12**	Can broaden/deepen	3.83	4.04
	3.75	Program coordination	3.63	3.90
3.54 ▷	**4.25**	Challenging	3.89 ▷	4.09
3.89 ▷	**4.50**	Shape your own program	3.65 ▶	3.78 ▶

Connection to practice

3.35	**3.11**	Satisfied with practice	3.19	◀ 3.63
3.17	**3.25**	Skills for practice	3.18	◁ 3.55
3.13 ▶	**3.88**	Link to professionals	3.03 ▶	3.66

Teachers

3.97 ▶	**4.89**	Satisfied with teachers	4.08 ▶	4.31 ▶
3.86 ▷	**4.50**	Involvement	4.04 ▶	4.34
3.93 ▶	**4.62**	Didactic skills	4.03 ▶	4.22 ▷
4.45	**4.38**	Content expertise	4.37	4.60
3.69 ▷	**4.25**	Practice knowledge	3.79 ▷	3.98
3.72 ▶	**4.62**	Supportive	3.89 ▶	4.07 ▶
3.93	**3.88**	Inspiring	3.77	4.09
	4.38	Understandable	4.04 ▷	4.20
	4.00	Encourage questions	4.20	4.28

Counseling

2018	2021		Netherlands	Faculty
3.68	**4.00**	Satisfied with counseling	3.66 ▶	4.07
3.52	**4.00**	Opportunity	3.83	4.09
3.57	**4.00**	Quality	3.73	4.05

Assessment

3.42 ▷	**3.89**	Satisfied with assessment	3.74	3.96
3.72	**3.88**	Exam matches content	3.86	◁ 4.11
3.34 ▶	**3.88**	Clear criteria	3.80	3.81
3.66 ▶	**4.12**	Quality knowledge exam	3.85 ▷	4.01
3.68	**3.88**	Quality practice exam	3.72	3.91
	3.75	Exam form follows content	3.87	◁ 4.05
3.72 ▶	**4.62**	Feedback on exams	3.76 ▶	3.88 ▶

Engagement & contact

3.62 ▶	**4.50**	Teachers reachable	4.14 ▷	4.18 ▷
	4.50	Feedback	3.92 ▶	3.97 ▶
	4.25	Feel safe	4.24	4.22
	4.25	Feel at home	3.85 ▷	3.87 ▷
	4.00	Feel inspired	3.93	4.14
	4.00	Regularly engaged	4.04	4.23
	4.00	Involved outside lessons	3.68 ▷	3.95
	4.25	Feedback appreciated	3.88	4.02
3.37 ▶	**4.75**	Course evaluations	4.02 ▶	4.27 ▶

General

3.61 ▶	**4.22**	Information	3.68 ▶	3.95 ▷
◁ 3.73	**3.11**	Facilities	◁ 3.41	◁ 3.56
	3.75	Study pressure	3.43	3.52

"study pressure" is coded as: 1=too low, 3=good, 5=too high

Reaction of program management:
De coördinatoren van de twee programma's die binnen de opleiding MA Media Studies worden aangeboden, reageren verheugd op de positieve NSE2021 evaluatie, waarbij de volgende resultaten in het oog springen:
- Er is sprake van een significant hogere waardering van de opleiding in 2021 ten opzichte van 2018 op 27 van de 31 punten (pagina 2)
- Drie punten waar sprake is van daling betreffen aansluiting met de beroepspraktijk (tevreden met praktijk, praktijkvaardigheden) en studiefaciliteiten. Daling op deze punten is verklaarbaar in het kader van de COVID-19 situatie, die impact had op mogelijkheden om met de beroepspraktijk in contact te komen en studiefaciliteiten beperkte (bijv. door tijdelijke sluiting van de bibliotheek en collegezalen).
- Opvallende stijgers hebben vooral betrekking op docenten, begeleiding, betrokkenheid en contact. De docententeams zien hierin waardering voor hun inspanningen om ondanks COVID-19 een uitnodigende didactische omgeving te creëren. De programma's zijn zeer tevreden dat ondanks de maatregelen en online onderwijs de sfeer binnen de opleiding gelijk is gebleven, en de studie nog altijd weer gekozen zou worden.

data analysis:
Jeroen Fokker - Departement Computer Science - Utrecht University
Hossein Al Mahmoudi - UBD Teaching Policy - Utrecht University

Master program 60830 NMDM

New Media and Digital Culture

Mediastudies

Nationale Studenten Enquete 2021

Universiteit Utrecht

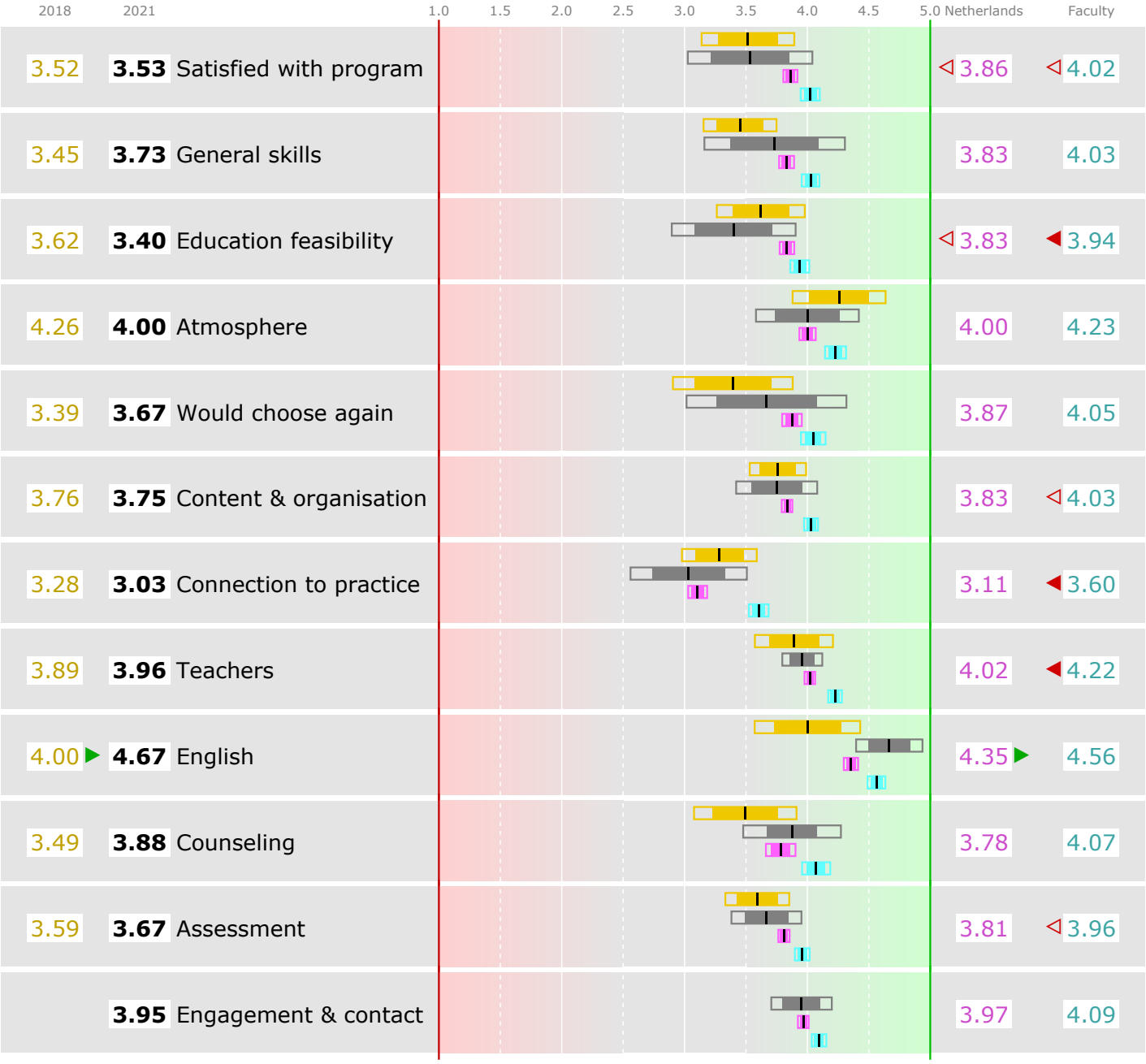

Response: 15 out of 61 = 24.6%

Compared to previous years

- program in 2018 (n=31)
- NMDM in 2021 (n=15)
- 95% confidence interval
- 80% confidence interval

The UU program in 2021 is...

- ▶ probably better
- ▷ possibly better
- ◁ possibly worse
- ◀ probably worse

...than the comparison group

Compared to similar programs in NL

Netherlands

Utrecht: Communicatie- & Informatieweten (n=24)
Leiden: Mediastudies (n=70)
Groningen: Mediastudies (n=79)
Groningen: Communicatie- & Informatieweten (n=43)
Rotterdam: Mediastudies (n=135)
Maastricht: Mediastudies (n=18)
UvA: Mediastudies (n=72)
UvA: Mediastudies (n=40)
UvA: Communicatie- & Informatieweten (n=11)
VU: Communicatie- & Informatieweten (n=24)
Nijmegen: Communicatie- & Informatieweten (n=62)
Tilburg: Communicatie- & Informatieweten (n=145)

Compared to Master program in faculty GW

Faculty GW

Kunst- & cultuurwetenschappen (n=72)
Filosofie (research) (n=6)
Geschiedenis (research) (n=32)
Internationale betrekkingen (n=45)
Letterkunde (n=14)
Letterkunde (research) (n=13)
Taalwetenschappen (n=40)
Taalwetenschappen (research) (n=17)
Filosofie (n=21)
Theologie & Religiewetenschappen (n=11)
Kunst- & cultuurwetenschappen (research (n=53)
Mediastudies (research) (n=19)
Communicatie- & Informatiewetenschappen (n=24)
Neerlandistiek (n=12)
Neerlandistiek (research) (n=15)
Geschiedenis (n=27)
Vertaalwetenschap (n=13)

Masterprogram 60830 NMDM

New Media and Digital Culture Mediastudies

Content & organisation

2018	2021		Netherlands	Faculty
3.68	**3.93**	Satisfied with content	3.94	4.12
3.94	**4.00**	Up-to-date	3.98	4.06
3.90	**4.07**	Quality materials	3.98	4.21
3.90	**3.93**	Program level	3.99	◁4.22
3.61	**3.60**	Work methods	3.72	3.96
3.86	**3.93**	Can broaden/deepen	3.83	4.04
	3.07	Program coordination	◀3.63	◀3.90
3.54▷	**3.93**	Challenging	3.89	4.09
◁3.89	**3.47**	Shape your own program	3.65	3.78

Connection to practice

3.35	**3.00**	Satisfied with practice	3.19	◀3.63
3.17	**3.00**	Skills for practice	3.18	◀3.55
3.13	**3.07**	Link to professionals	3.03	◁3.66

Teachers

3.97	**4.33**	Satisfied with teachers	4.08	4.31
3.86	**4.07**	Involvement	4.04	◁4.34
3.93	**3.93**	Didactic skills	4.03	◁4.22
4.45	**4.33**	Content expertise	4.37	◁4.60
3.69	**3.67**	Practice knowledge	3.79	◁3.98
3.72	**3.93**	Supportive	3.89	◁4.07
3.93	**4.00**	Inspiring	3.77▷	4.09
	3.67	Understandable	◀4.04	◀4.20
	4.07	Encourage questions	4.20	◁4.28

Counseling

2018	2021		Netherlands	Faculty
3.68	**4.00**	Satisfied with counseling	3.66▶	4.07
3.52▷	**4.00**	Opportunity	3.83▷	4.09
3.57	**3.75**	Quality	3.73	4.05

Assessment

3.42	**3.40**	Satisfied with assessment	3.74	◀3.96
3.72	**3.79**	Exam matches content	3.86	◁4.11
3.34	**3.07**	Clear criteria	◀3.80	◀3.81
3.66	**3.86**	Quality knowledge exam	3.85	◁4.01
3.68	**3.86**	Quality practice exam	3.72▷	3.91
	3.93	Exam form follows content	3.87	4.05
3.72	**3.50**	Feedback on exams	3.76	◁3.88

Engagement & contact

3.62▶	**4.21**	Teachers reachable	4.14	4.18
	4.00	Feedback	3.92	3.97
	4.00	Feel safe	4.24	4.22
	3.43	Feel at home	◁3.85	◁3.87
	4.07	Feel inspired	3.93	4.14
	3.64	Regularly engaged	◁4.04	◀4.23
	3.79	Involved outside lessons	3.68	3.95
	4.14	Feedback appreciated	3.88▷	4.02
3.37▶	**4.29**	Course evaluations	4.02	4.27

General

3.61	**3.53**	Information	3.68	◁3.95
◁3.73	**3.07**	Facilities	3.41	◁3.56
	3.87	Study pressure	3.43	3.52

"study pressure" is coded as: 1=too low, 3=good, 5=too high

Reaction of program management:
De coördinatoren van de twee programma's die binnen de opleiding MA Media Studies worden aangeboden, reageren verheugd op de positieve NSE2021 evaluatie, waarbij de volgende resultaten in het oog springen:
- Er is sprake van een significant hogere waardering van de opleiding in 2021 ten opzichte van 2018 op 27 van de 31 punten (pagina 2)
- Drie punten waar sprake is van daling betreffen aansluiting met de beroepspraktijk (tevreden met praktijk, praktijkvaardigheden) en studiefaciliteiten. Daling op deze punten is verklaarbaar in het kader van de COVID-19 situatie, die impact had op mogelijkheden om met de beroepspraktijk in contact te komen en studiefaciliteiten beperkte (bijv. door tijdelijke sluiting van de bibliotheek en collegezalen).
- Opvallende stijgers hebben vooral betrekking op docenten, begeleiding, betrokkenheid en contact. De docententeams zien hierin waardering voor hun inspanningen om ondanks COVID-19 een uitnodigende didactische omgeving te creëren. De programma's zijn zeer tevreden dat ondanks de maatregelen en online onderwijs de sfeer binnen de opleiding gelijk is gebleven, en de studie nog altijd weer gekozen zou worden.

data analysis:
Jeroen Fokker - Departement Computer Science - Utrecht University
Hossein Al Mahmoudi - UBD Teaching Policy - Utrecht University

Master program 60832

Mediastudies (research)

Nationale Studenten Enquete 2021

Universiteit Utrecht

2018	2021		Netherlands	Faculty
◁ 4.25	**3.79**	Satisfied with program	4.04	◁ 4.02
3.92	**4.11**	General skills	4.00	4.01
4.17	**4.16**	Education feasibility	3.58 ▷	3.90 ▷
4.42	**4.05**	Atmosphere	3.92	4.24
4.17	**3.95**	Would choose again	4.08	4.04
3.82 ▷	**4.20**	Content & organisation	4.07	4.01 ▷
3.17	**3.29**	Connection to practice	3.15	◁ 3.60
4.26	**4.24**	Teachers	4.27	4.22
4.58	**4.74**	English	4.92	4.56 ▷
3.74 ▷	**4.28**	Counseling		4.06
3.82	**4.13**	Assessment	4.02	3.94 ▷
	4.17	Engagement & contact	4.17	4.09

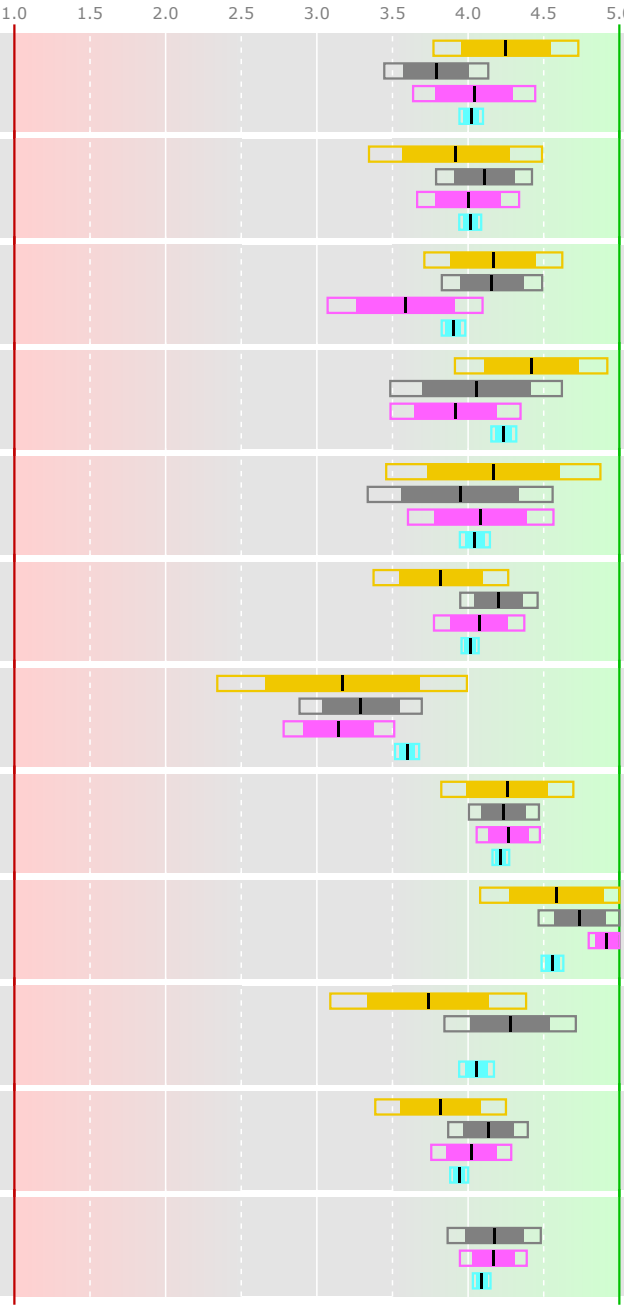

Response: 19 out of 47 = 40.4%

Compared to previous years

- program in 2018 (n=12)
- program in 2021 (n=19)
- 95% confidence interval
- 80% confidence interval

The UU program in 2021 is...

- ▶ probably better
- ▷ possibly better
- ◁ possibly worse
- ◀ probably worse

...than the comparison group

Compared to similar programs in NL

- Netherlands

Rotterdam: Mediastudies (research) (n=10)
UvA: Mediastudies (research) (n=15)

Compared to Master program in faculty GW

- Faculty GW

Kunst- & cultuurwetenschappen (n=72)
Filosofie (research) (n=6)
Geschiedenis (research) (n=32)
Internationale betrekkingen (n=45)
Letterkunde (n=14)
Letterkunde (research) (n=13)
Taalwetenschappen (n=40)
Taalwetenschappen (research) (n=17)
Filosofie (n=21)
Theologie & Religiewetenschappen (n=11)
Kunst- & cultuurwetenschappen (research (n=53)
Mediastudies (n=24)
Communicatie- & Informatiewetenschappen (n=24)
Neerlandistiek (n=12)
Neerlandistiek (research) (n=15)
Geschiedenis (n=27)
Vertaalwetenschap (n=13)

Masterprogram 60832

Mediastudies (research)

Content & organisation

2018	2021		Netherlands	Faculty
4.25	**3.95**	Satisfied with content	4.12	4.12
4.00	**4.05**	Up-to-date	4.12	4.06
3.83 ▷	**4.32**	Quality materials	4.29	4.20
4.08	**4.26**	Program level	4.33	4.20
3.58	**3.89**	Work methods	4.00	3.95
4.00	**4.37**	Can broaden/deepen	4.25	4.02 ▷
	4.00	Program coordination	3.54 ▷	3.86
4.00 ▷	**4.42**	Challenging	4.29	4.07 ▷
4.33	**4.32**	Shape your own program	3.75 ▷	3.75 ▶

Connection to practice

3.00	**3.47**	Satisfied with practice	3.44	3.60
3.00	**3.21**	Skills for practice	3.42	◁ 3.54
3.00	**3.37**	Link to professionals	2.88 ▷	3.66

Teachers

4.50	**4.21**	Satisfied with teachers	4.25	4.32
◁ 4.58	**4.21**	Involvement	4.08	4.34
4.25	**4.21**	Didactic skills	4.17	4.22
4.50	**4.68**	Content expertise	4.67	4.58
3.83	**4.11**	Practice knowledge	◁ 4.42	3.97
4.17	**3.95**	Supportive	4.08	4.09
4.33	**4.16**	Inspiring	4.12	4.08
	4.21	Understandable	4.21	4.18
	4.37	Encourage questions	4.38	4.27

Counseling

2018	2021		Netherlands	Faculty
3.58 ▷	**4.33**	Satisfied with counseling		4.05
3.92 ▷	**4.44**	Opportunity		4.07 ▷
4.18	**4.11**	Quality		4.04

Assessment

3.75	**3.95**	Satisfied with assessment	3.88	3.94
3.92 ▷	**4.42**	Exam matches content	4.12 ▷	4.08 ▶
3.58	**3.95**	Clear criteria	3.79	3.77
3.82	**4.16**	Quality knowledge exam	4.12	3.99
3.70	**4.00**	Quality practice exam	3.83	3.91
	4.21	Exam form follows content	4.29	4.03
3.75	**4.05**	Feedback on exams	3.96	3.87

Engagement & contact

4.33	**4.11**	Teachers reachable	4.38	4.20
	4.16	Feedback	4.08	3.97
	4.11	Feel safe	4.33	4.22
	3.74	Feel at home	3.62	3.87
	4.21	Feel inspired	4.29	4.13
	4.47	Regularly engaged	4.42	4.19 ▷
	3.94	Involved outside lessons	4.09	3.95
	4.50	Feedback appreciated	4.09 ▷	4.01 ▶
3.64 ▷	**4.39**	Course evaluations	4.13	4.27

General

3.82	**4.05**	Information	3.92	3.93
3.67	**3.58**	Facilities	3.38	3.53
	3.63	Study pressure	3.62	3.53

"study pressure" is coded as: 1=too low, 3=good, 5=too high

Reaction of program management:
We are very pleased to see that on almost all points in the questionnaire, you have given a higher assessment of the programme than your peers did in 2018. What is also significant to point out here is that your answers to this questionnaire are based on the experience of studying in the MAPS programme during a pandemic. The quality of the programme is co-created by the efforts of staff and students, so we want to thank you for staying engaged, and for committing yourself to making the programme not only work, but thrive, despite these challenging circumstances.
Together with the MAPS staff members, we are constantly working on both maintaining and improving on a Research Master programme that meets the highest international standards. It is therefore good to see that you are challenged and inspired by the programme, that you appreciate the formats we work with in our teaching, and that you feel you benefit greatly from the knowledge and expertise of our staff. We also find it important that you feel you have agency in this programme: Which means that you have a lot of choices in designing your own personal curriculum, but also that you feel listened to when you give us feedback.
An element where you have indicated that improvement is possible is 'Connection with professional career' ('Aansluiting loopbaan'). Many of you consider the option of continuing with a PhD trajectory after our studies. From this year onwards, we will organize an information programme led by our staff that is specifically dedicated to the topic 'Pursuing a PhD: What should you consider?'. We believe this programme will be a valuable addition to the current elements that help students orientate themselves towards future career options, which includes encounters with (international) researchers and professionals, in the context of multiple courses in the curriculum, and as part of (optional) internships.
In addition to this, we will also discuss with you the reasons on which your evaluate of this topic is based, by asking you: What are you currently missing? Do you have any concrete suggestions how we can improve this element of our programme?
Thank you for your contribution, Kind regards, Laura Karreman

data analysis:
Jeroen Fokker - Departement Computer Science - Utrecht University
Hossein Al Mahmoudi - UBD Teaching Policy - Utrecht University

Master program 60833

Communicatie- & Informatiewetenschappen

Nationale Studenten Enquete 2021

Universiteit Utrecht

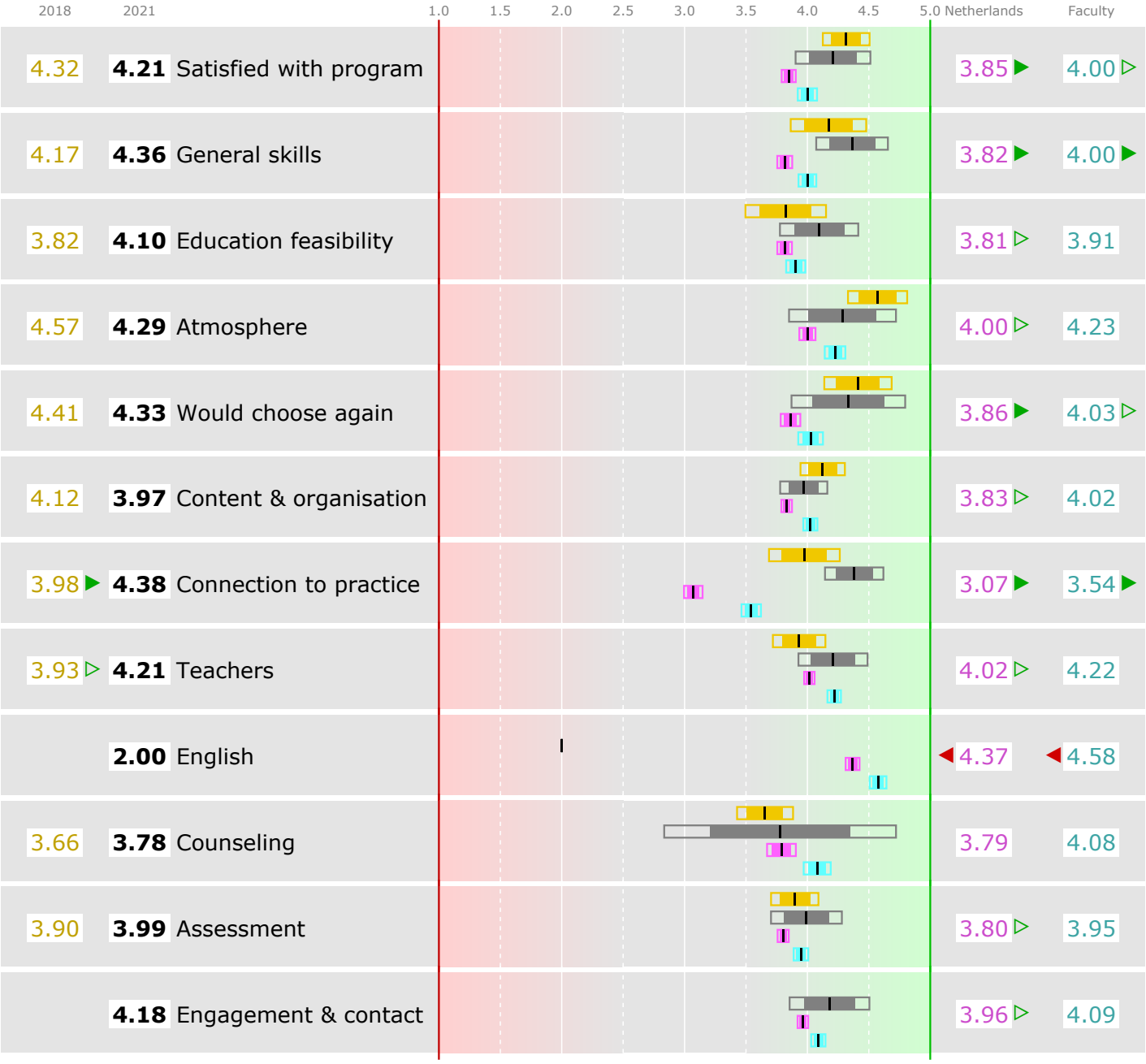

Response: 24 out of 73 = 32.9%

Compared to previous years

- program in 2018 (n=38)
- program in 2021 (n=24)
- 95% confidence interval
- 80% confidence interval

The UU program in 2021 is...

- ▶ probably better
- ▷ possibly better
- ◁ possibly worse
- ◀ probably worse

...than the comparison group

Compared to similar programs in NL

Netherlands

Utrecht: Mediastudies (n=24)
Leiden: Mediastudies (n=70)
Groningen: Mediastudies (n=79)
Groningen: Communicatie- & Informatieweten (n=43)
Rotterdam: Mediastudies (n=135)
Maastricht: Mediastudies (n=18)
UvA: Mediastudies (n=72)
UvA: Mediastudies (n=40)
UvA: Communicatie- & Informatieweten (n=11)
VU: Communicatie- & Informatieweten (n=24)
Nijmegen: Communicatie- & Informatieweten (n=62)
Tilburg: Communicatie- & Informatieweten (n=145)

Compared to Master program in faculty GW

Faculty GW

Kunst- & cultuurwetenschappen (n=72)
Filosofie (research) (n=6)
Geschiedenis (research) (n=32)
Internationale betrekkingen (n=45)
Letterkunde (n=14)
Letterkunde (research) (n=13)
Taalwetenschappen (n=40)
Taalwetenschappen (research) (n=17)
Filosofie (n=21)
Theologie & Religiewetenschappen (n=11)
Kunst- & cultuurwetenschappen (research (n=53)
Mediastudies (n=24)
Mediastudies (research) (n=19)
Neerlandistiek (n=12)
Neerlandistiek (research) (n=15)
Geschiedenis (n=27)
Vertaalwetenschap (n=13)

Masterprogram 60833

Communicatie- & Informatiewetenschappen

Content & organisation

2018	2021		Netherlands	Faculty
4.31	**4.23**	Satisfied with content	3.93 ▷	4.11
4.26	**4.10**	Up-to-date	3.98	4.06
3.82 ▶	**4.14**	Quality materials	3.98 ▷	4.20
4.24	**4.43**	Program level	3.97 ▶	4.19 ▷
4.06	**4.14**	Work methods	3.71 ▶	3.93
◀ 3.85	**3.33**	Can broaden/deepen	◀ 3.85	◀ 4.07
	4.38	Program coordination	3.60 ▶	3.84 ▶
4.03 ▶	**4.38**	Challenging	3.88 ▶	4.07 ▶
◀ 3.62	**2.86**	Shape your own program	◀ 3.68	◀ 3.83

Connection to practice

3.86 ▷	**4.32**	Satisfied with practice	3.14 ▶	3.56 ▶
3.76 ▶	**4.29**	Skills for practice	3.14 ▶	3.48 ▶
3.94 ▶	**4.48**	Link to professionals	3.00 ▶	3.60 ▶

Teachers

4.11	**4.00**	Satisfied with teachers	4.10	◁ 4.33
4.44	**4.62**	Involvement	4.03 ▶	4.32 ▶
3.79 ▶	**4.24**	Didactic skills	4.03	4.22
4.18 ▶	**4.52**	Content expertise	4.37 ▷	4.59
3.62 ▷	**4.00**	Practice knowledge	3.79 ▷	3.98
3.94	**4.19**	Supportive	3.89 ▷	4.07
3.85	**3.62**	Inspiring	3.78	◀ 4.11
	4.19	Understandable	4.03	4.18
	4.29	Encourage questions	4.20	4.27

Counseling

2018	2021		Netherlands	Faculty
3.89	**3.56**	Satisfied with counseling	3.67	4.09
3.90	**3.78**	Opportunity	3.84	4.10
3.77	**3.78**	Quality	3.74	4.06

Assessment

3.91	**3.86**	Satisfied with assessment	3.73	3.94
4.03	**4.14**	Exam matches content	3.85 ▶	4.09
3.74	**3.81**	Clear criteria	3.78	3.78
3.94	**3.95**	Quality knowledge exam	3.85	4.01
3.88	**4.00**	Quality practice exam	3.72 ▷	3.91
	4.10	Exam form follows content	3.86 ▷	4.04
3.79	**3.95**	Feedback on exams	3.76	3.87

Engagement & contact

3.81 ▷	**4.24**	Teachers reachable	4.15	4.19
	4.10	Feedback	3.93	3.98
	4.48	Feel safe	4.22	4.20
	4.00	Feel at home	3.84	3.86
	3.81	Feel inspired	3.94	◁ 4.16
	4.62	Regularly engaged	4.01 ▶	4.18 ▶
	3.43	Involved outside lessons	◁ 3.69	◀ 3.97
	4.33	Feedback appreciated	3.87 ▶	4.01 ▷
3.65 ▶	**4.62**	Course evaluations	4.02 ▶	4.26 ▷

General

3.80 ▷	**4.18**	Information	3.67 ▶	3.93 ▷
3.86	**3.59**	Facilities	3.40	3.53
	3.33	Study pressure	3.45	3.55

"study pressure" is coded as: 1=too low, 3=good, 5=too high

Reaction of program management:
de mate waarin jullie begeleiding beoordelen: hier scoren we als opleiding beter op zowel facultair als landelijk niveau. We zijn trots dat jullie niet alleen de mogelijkheid van begeleiding, maar ook de kwaliteit ervan zeer hoog waarderen.

data analysis:
Jeroen Fokker - Departement Computer Science - Utrecht University
Hossein Al Mahmoudi - UBD Teaching Policy - Utrecht University

Master program 60849

Neerlandistiek

Nationale Studenten Enquete 2021

Universiteit Utrecht

2018	2021		Netherlands	Faculty
4.29	**4.33**	Satisfied with program	3.80 ▶	4.00 ▷
◁ 4.57	**4.08**	General skills	4.05	4.02
3.50	**3.92**	Education feasibility	4.05	3.91
4.86	**4.58**	Atmosphere	4.14 ▷	4.22 ▷
4.50	**4.00**	Would choose again	3.80	4.04
4.29	**4.03**	Content & organisation	3.74 ▶	4.02
◀ 4.67	**3.79**	Connection to practice	3.40 ▷	3.58
◁ 4.50	**4.08**	Teachers	4.10	◁ 4.22
	4.00	English	3.57	◀ 4.57
3.80	**4.28**	Counseling	3.88 ▷	4.06 ▷
4.04	**4.00**	Assessment	3.87	3.95
	4.24	Engagement & contact	3.97 ▷	4.09 ▷

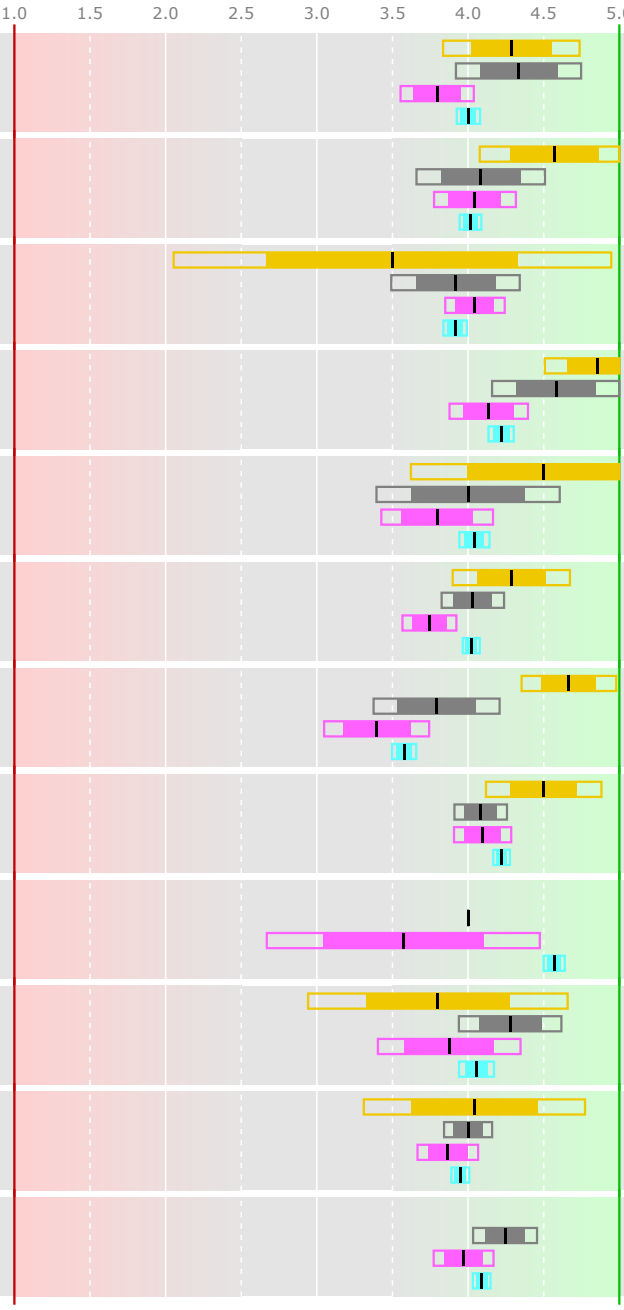

Response: 12 out of 27 = 44.4%

Compared to previous years

program in 2018 (n=7)
program in 2021 (n=12)
95% confidence interval
80% confidence interval

The UU program in 2021 is...
▶ probably better
▷ possibly better
◁ possibly worse
◀ probably worse
...than the comparison group

Compared to similar programs in NL

Netherlands

Leiden: Neerlandistiek (n=19)
Groningen: Neerlandistiek (n=10)
UvA: Neerlandistiek (n=15)

Compared to Master program in faculty GW

Faculty GW

Kunst- & cultuurwetenschappen (n=72)
Filosofie (research) (n=6)
Geschiedenis (research) (n=32)
Internationale betrekkingen (n=45)
Letterkunde (n=14)
Letterkunde (research) (n=13)
Taalwetenschappen (n=40)
Taalwetenschappen (research) (n=17)
Filosofie (n=21)
Theologie & Religiewetenschappen (n=11)
Kunst- & cultuurwetenschappen (research (n=53)
Mediastudies (n=24)
Mediastudies (research) (n=19)
Communicatie- & Informatiewetenschappen (n=24)
Neerlandistiek (research) (n=15)
Geschiedenis (n=27)
Vertaalwetenschap (n=13)

Masterprogram 60849

Neerlandistiek

Content & organisation

2018	2021		Netherlands	Faculty
◁4.43	**4.00**	Satisfied with content	3.91	4.12
4.57	**4.25**	Up-to-date	4.02	4.05
4.14	**4.08**	Quality materials	3.79▷	4.20
4.29	**4.17**	Program level	3.86▷	4.20
4.14	**3.83**	Work methods	3.70	3.95
◁4.33	**3.83**	Can broaden/deepen	3.65	4.04
	3.83	Program coordination	3.49	3.87
4.50	**4.17**	Challenging	3.79▶	4.09
4.33	**4.08**	Shape your own program	3.65▷	3.77▷

Connection to practice

◀4.71	**3.67**	Satisfied with practice	2.93▶	3.59
◀4.50	**3.50**	Skills for practice	3.28	3.52
◁4.67	**4.08**	Link to professionals	3.51▷	3.63▷

Teachers

◀4.71	**3.92**	Satisfied with teachers	◁4.20	◀4.33
4.67	**4.58**	Involvement	4.23▷	4.32▷
◁4.33	**3.83**	Didactic skills	4.05	◀4.23
◁4.83	**4.50**	Content expertise	4.53	4.59
◁4.50	**3.92**	Practice knowledge	3.67	3.98
◁4.50	**4.00**	Supportive	4.05	4.08
4.33	**4.17**	Inspiring	3.88	4.08
	3.92	Understandable	◁4.19	◁4.19
	3.75	Encourage questions	◁4.16	◀4.29

Counseling

2018	2021		Netherlands	Faculty
4.14	**4.33**	Satisfied with counseling	4.00	4.05▷
3.83	**4.33**	Opportunity	4.00	4.07▷
3.60▷	**4.22**	Quality	3.75▷	4.04

Assessment

4.14	**3.92**	Satisfied with assessment	3.91	3.94
4.17	**4.10**	Exam matches content	3.90	4.09
3.83	**3.70**	Clear criteria	3.78	3.78
4.17	**4.10**	Quality knowledge exam	3.78▷	4.00
4.00	**3.80**	Quality practice exam	3.73	3.91
	4.30	Exam form follows content	3.85▶	4.03▷
4.33	**4.00**	Feedback on exams	4.15	3.87

Engagement & contact

4.50	**4.30**	Teachers reachable	4.20	4.19
	4.00	Feedback	4.05	3.98
	4.20	Feel safe	4.15	4.22
	4.30	Feel at home	3.95	3.85▷
	4.40	Feel inspired	3.95▷	4.13▷
	4.30	Regularly engaged	3.78▷	4.20
	4.00	Involved outside lessons	3.88	3.94
	4.10	Feedback appreciated	3.88	4.03
4.17	**4.60**	Course evaluations	3.90▶	4.27▷

General

3.57▷	**4.17**	Information	3.80▷	3.93
3.50	**3.67**	Facilities	3.61	3.53
	3.42	Study pressure	3.33	3.54

"study pressure" is coded as: 1=too low, 3=good, 5=too high

data analysis:
Jeroen Fokker - Departement Computer Science - Utrecht University
Hossein Al Mahmoudi - UBD Teaching Policy - Utrecht University

Master program 60851

Neerlandistiek (research)

Nationale Studenten Enquete 2021

Universiteit Utrecht

2018	2021		Netherlands	Faculty
4.50	**4.60**	Satisfied with program	3.95 ▶	3.99 ▶
◀ 4.50	**4.07**	General skills	4.08	4.02
4.11	**3.93**	Education feasibility	3.83	3.91
4.17	**4.33**	Atmosphere	4.16	4.22
4.44	**4.47**	Would choose again	4.02 ▶	4.03 ▶
4.56	**4.46**	Content & organisation	4.02 ▶	4.01 ▶
3.56	**3.67**	Connection to practice	3.26 ▶	3.58
4.54	**4.43**	Teachers	4.21 ▷	4.21 ▷
4.25	**4.25**	English	◁ 4.63	◁ 4.58
4.19 ▷	**4.60**	Counseling	3.86 ▶	4.04 ▶
4.19	**4.12**	Assessment	3.95	3.94
	4.26	Engagement & contact	4.17	4.09

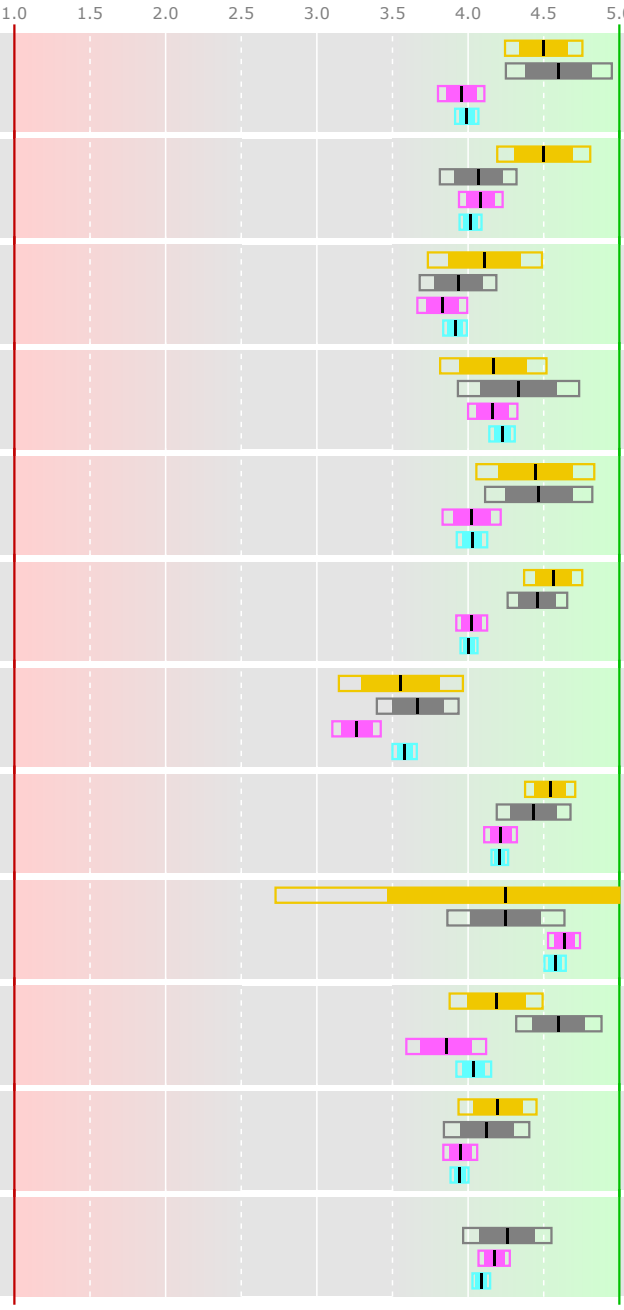

Response: 15 out of 30 = 50.0%

Compared to previous years

- program in 2018 (n=18)
- program in 2021 (n=15)
- 95% confidence interval
- 80% confidence interval

The UU program in 2021 is...

- ▶ probably better
- ▷ possibly better
- ◁ possibly worse
- ◀ probably worse

...than the comparison group

Compared to similar programs in NL

Netherlands

Utrecht: Letterkunde (research) (n=13)
Utrecht: Taalwetenschappen (research) (n=17)
Leiden: Letterkunde (research) (n=9)
Leiden: Taalwetenschappen (research) (n=32)
Groningen: Taalwetenschappen (research) (n=34)
UvA: Letterkunde (research) (n=15)
UvA: Taalwetenschappen (research) (n=11)

Compared to Master program in faculty GW

Faculty GW

Kunst- & cultuurwetenschappen (n=72)
Filosofie (research) (n=6)
Geschiedenis (research) (n=32)
Internationale betrekkingen (n=45)
Letterkunde (n=14)
Letterkunde (research) (n=13)
Taalwetenschappen (n=40)
Taalwetenschappen (research) (n=17)
Filosofie (n=21)
Theologie & Religiewetenschappen (n=11)
Kunst- & cultuurwetenschappen (research (n=53)
Mediastudies (n=24)
Mediastudies (research) (n=19)
Communicatie- & Informatiewetenschappen (n=24)
Neerlandistiek (n=12)
Geschiedenis (n=27)
Vertaalwetenschap (n=13)

Masterprogram 60851

Neerlandistiek (research)

Content & organisation

2018	2021		Netherlands	Faculty
4.50	**4.73**	Satisfied with content	4.10 ▶	4.09 ▶
4.78	**4.60**	Up-to-date	3.81 ▶	4.04 ▶
4.56	**4.53**	Quality materials	4.28 ▷	4.19 ▷
4.78	**4.67**	Program level	4.25 ▶	4.19 ▶
4.50	**4.40**	Work methods	3.98 ▶	3.93 ▶
4.28 ▶	**4.73**	Can broaden/deepen	4.29 ▶	4.01 ▶
	4.07	Program coordination	3.43 ▶	3.86 ▷
4.22	**4.33**	Challenging	4.08 ▷	4.08 ▷
4.33	**4.33**	Shape your own program	4.07	3.76 ▶

Connection to practice

3.78	**3.60**	Satisfied with practice	3.37	3.59
3.39	**3.67**	Skills for practice	3.37 ▷	3.52
3.33	**3.67**	Link to professionals	3.15 ▶	3.64

Teachers

4.50	**4.73**	Satisfied with teachers	4.34 ▶	4.30 ▶
4.83	**4.60**	Involvement	4.29 ▷	4.32 ▷
4.56	**4.40**	Didactic skills	4.07 ▷	4.21
4.78	**4.80**	Content expertise	4.67	4.58 ▷
◀ 4.33	**3.73**	Practice knowledge	3.97	◁ 3.99
4.56	**4.40**	Supportive	4.05 ▷	4.07 ▷
4.44	**4.53**	Inspiring	4.20 ▷	4.07 ▶
	4.53	Understandable	4.15 ▶	4.17 ▶
	4.47	Encourage questions	4.32	4.26

Counseling

2018	2021		Netherlands	Faculty
4.17	**4.30**	Satisfied with counseling	3.82 ▷	4.05
4.39 ▷	**4.70**	Opportunity	3.84 ▶	4.05 ▶
4.29	**4.50**	Quality	3.87 ▶	4.02 ▶

Assessment

4.22	**4.07**	Satisfied with assessment	3.94	3.93
4.33	**4.13**	Exam matches content	3.96	4.09
3.94	**3.93**	Clear criteria	3.79	3.78
4.28	**4.07**	Quality knowledge exam	4.04	4.00
4.22	**4.27**	Quality practice exam	3.88 ▶	3.90 ▶
	4.00	Exam form follows content	4.02	4.04
4.33	**4.33**	Feedback on exams	4.01 ▷	3.86 ▶

Engagement & contact

4.61	**4.60**	Teachers reachable	4.37	4.18 ▶
	4.40	Feedback	4.08 ▷	3.97 ▶
	3.87	Feel safe	◁ 4.37	◁ 4.23
	4.07	Feel at home	4.00	3.86
	4.33	Feel inspired	4.35	4.13
	4.33	Regularly engaged	4.38	4.20
	4.13	Involved outside lessons	3.95	3.94
	4.13	Feedback appreciated	3.92	4.02
3.89 ▶	**4.47**	Course evaluations	4.13 ▷	4.27

General

4.11	**4.40**	Information	3.71 ▶	3.92 ▶
4.00	**4.13**	Facilities	3.69 ▶	3.51 ▶
	3.53	Study pressure	3.50	3.54

"study pressure" is coded as: 1=too low, 3=good, 5=too high

data analysis:
Jeroen Fokker - Departement Computer Science - Utrecht University
Hossein Al Mahmoudi - UBD Teaching Policy - Utrecht University

Master program 60856

Public International Law

Nationale Studenten Enquete 2021

Universiteit Utrecht

2018	2021		Netherlands	Faculty
4.23	**4.10**	Satisfied with program	4.02	3.87 ▶
4.09	**4.12**	General skills	4.00	3.88 ▶
◀ 4.41	**3.98**	Education feasibility	3.74 ▷	3.76 ▷
◁ 4.36	**4.10**	Atmosphere	3.88	3.93
4.28	**4.33**	Would choose again	4.14	3.92 ▶
4.10	**4.13**	Content & organisation	3.95 ▷	3.85 ▶
3.57	**3.37**	Connection to practice	3.11 ▷	3.33
4.37	**4.36**	Teachers	4.10 ▶	3.97 ▶
4.67	**4.73**	English	4.74	4.13 ▶
4.00	**4.19**	Counseling	3.62 ▷	3.82 ▷
◀ 4.12	**3.72**	Assessment	3.66	3.63
	4.15	Engagement & contact	3.92 ▷	3.96 ▶

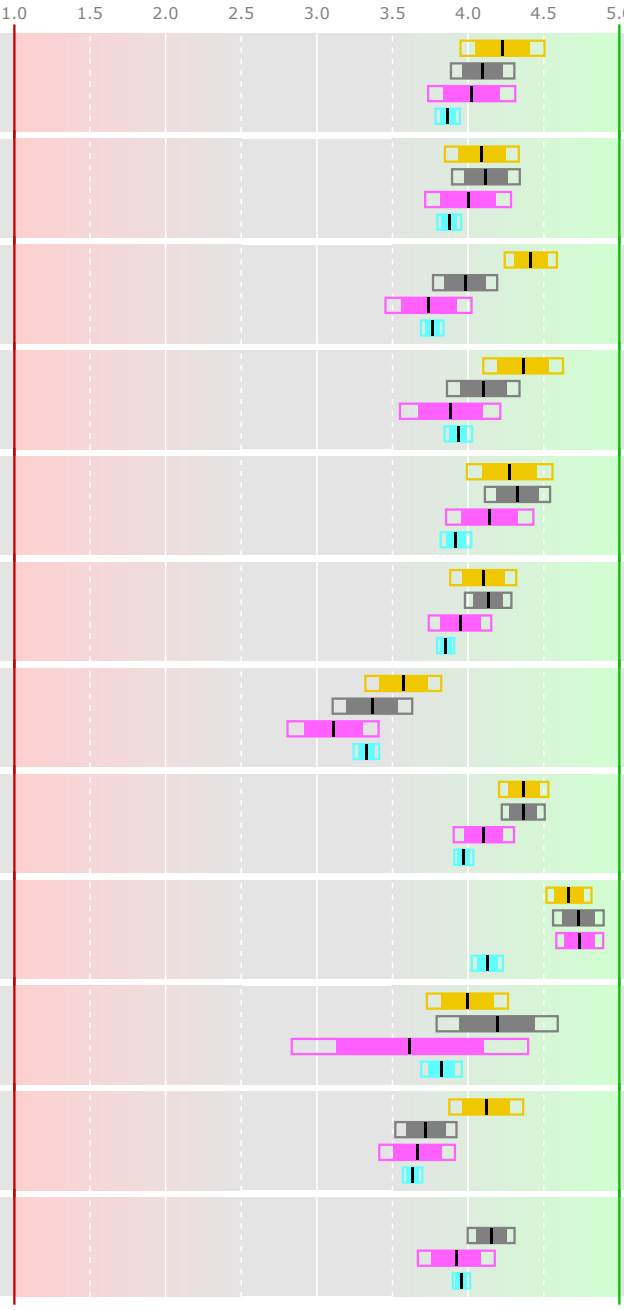

Response: 52 out of 137 = 38.0%

Compared to previous years

program in 2018 (n=44)
program in 2021 (n=52)
95% confidence interval
80% confidence interval

The UU program in 2021 is...
▶ probably better
▷ possibly better
◁ possibly worse
◀ probably worse
...than the comparison group

Compared to similar programs in NL

Netherlands
Groningen: Public International Law (n=42)

Compared to Master program in faculty REBO

Faculty REBO
Economics of Competition and Regulation (n=3)
Economics of Public Policy and Manageme (n=20)
Research in Public Administration and O (n=8)
Bestuurs- en Organisatiewetenschap (n=94)
European Law (n=44)
International Economics and Business (n=111)
Recht en onderneming (n=21)
Law and Economics (n=15)
Legal Research (research) (n=12)
Multidisciplinary Economics (research) (n=10)
Nederlands Recht (n=80)
Criminologie (n=36)
Notarieel Recht (n=11)
Bestuurs- en Organisatiewetenschap (dee (n=25)

Masterprogram 60856

Public International Law

Content & organisation

2018	2021		Netherlands	Faculty
4.07	**4.20**	Satisfied with content	4.24	4.02 ▷
4.12	**4.10**	Up-to-date	3.95	4.13
4.07 ▷	**4.33**	Quality materials	4.19	3.98 ▶
4.12	**4.31**	Program level	4.12	4.00 ▶
4.19	**4.10**	Work methods	3.79 ▷	3.71 ▶
3.90 ▶	**4.35**	Can broaden/deepen	4.10 ▷	3.90 ▶
	4.10	Program coordination	3.86 ▷	3.67 ▶
3.98	**3.96**	Challenging	4.10	3.95
4.00	**3.82**	Shape your own program	3.48 ▷	3.46 ▶

Connection to practice

◁ 3.84	**3.55**	Satisfied with practice	3.48	3.47
3.64	**3.45**	Skills for practice	3.17 ▷	3.44
◁ 3.57	**3.29**	Link to professionals	3.05	3.21

Teachers

4.36	**4.39**	Satisfied with teachers	4.05 ▷	4.00 ▶
4.40	**4.29**	Involvement	4.00 ▷	3.96 ▶
4.36	**4.31**	Didactic skills	4.02 ▷	3.93 ▶
4.48	**4.62**	Content expertise	4.52	4.35 ▶
4.26	**4.08**	Practice knowledge	3.90	3.94
4.24	**4.27**	Supportive	3.88 ▶	3.80 ▶
4.19	**4.31**	Inspiring	3.98 ▷	3.68 ▶
	4.40	Understandable	4.24	3.98 ▶
	4.62	Encourage questions	4.29 ▶	4.13 ▶

Counseling

2018	2021		Netherlands	Faculty
3.81 ▷	**4.15**	Satisfied with counseling	3.57 ▷	3.77 ▷
4.05	**4.23**	Opportunity	3.46 ▷	3.84 ▷
4.08	**4.15**	Quality	3.77	3.81 ▷

Assessment

◁ 3.89	**3.58**	Satisfied with assessment	3.48	3.51
◀ 4.17	**3.61**	Exam matches content	3.71	3.73
◀ 4.24	**3.65**	Clear criteria	3.68	3.57
3.98	**3.74**	Quality knowledge exam	3.80	3.71
◁ 4.10	**3.78**	Quality practice exam	3.46 ▷	3.56 ▷
	3.78	Exam form follows content	3.66	3.74
◀ 4.26	**3.76**	Feedback on exams	3.66	3.50 ▷

Engagement & contact

4.45	**4.59**	Teachers reachable	3.92 ▶	4.17 ▶
	3.96	Feedback	3.88	3.69 ▶
	4.33	Feel safe	4.15	4.17 ▷
	3.72	Feel at home	3.60	3.84
	4.35	Feel inspired	4.08 ▷	3.93 ▶
	4.15	Regularly engaged	4.00	4.12
	3.70	Involved outside lessons	3.75	3.69
	4.17	Feedback appreciated	3.92	3.91 ▷
3.87 ▶	**4.41**	Course evaluations	4.00 ▶	4.12 ▶

General

4.00 ▷	**4.22**	Information	4.05	3.79 ▶
◀ 3.93	**3.24**	Facilities	3.33	3.36
	3.47	Study pressure	3.74	3.55

"study pressure" is coded as: 1=too low, 3=good, 5=too high

data analysis:
Jeroen Fokker - Departement Computer Science - Utrecht University
Hossein Al Mahmoudi - UBD Teaching Policy - Utrecht University

Master program 60907

Multidisciplinary Economics (research)

Nationale Studenten Enquete 2021

Universiteit Utrecht

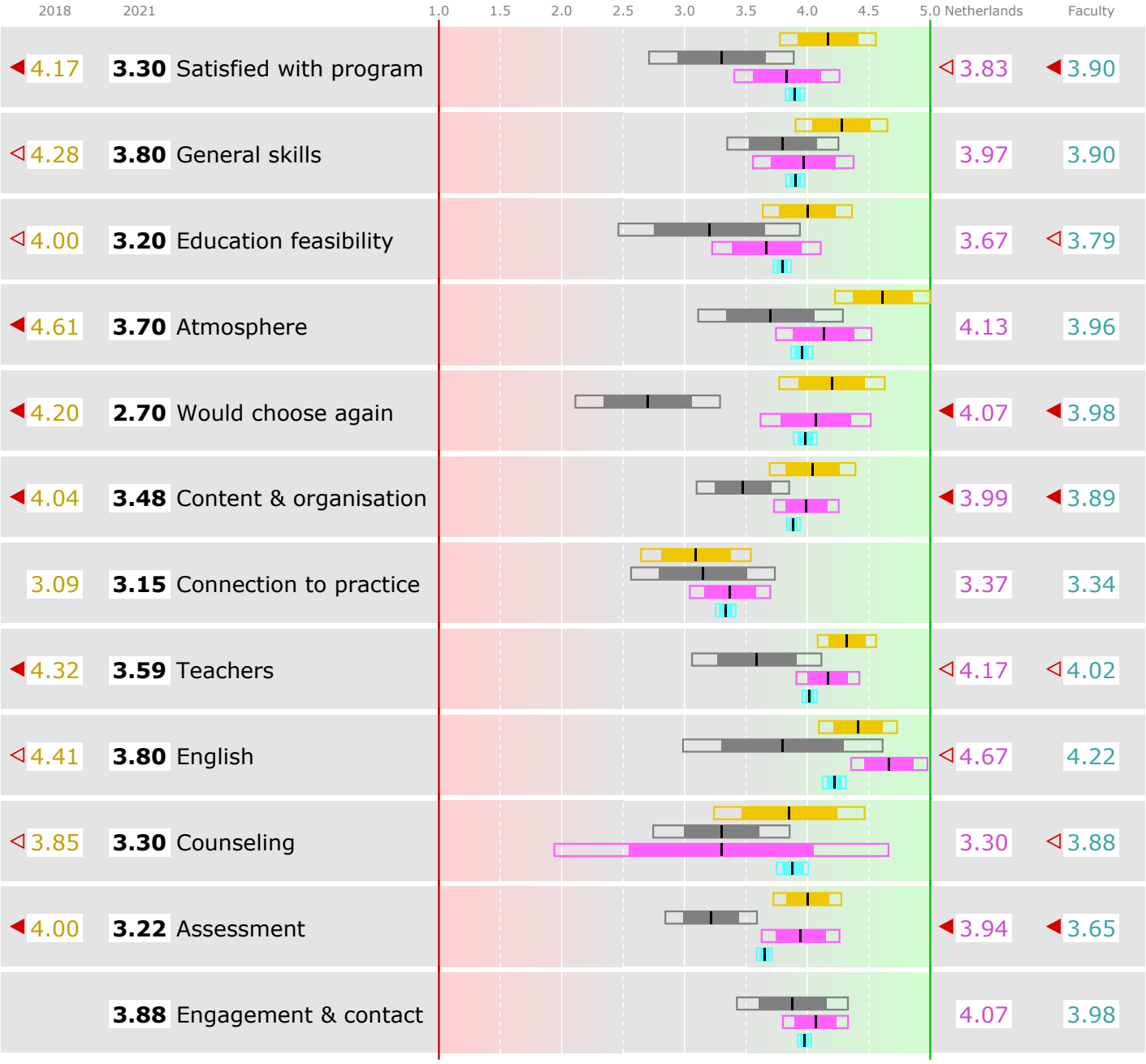

Response: 10 out of 30 = 33.3%

Compared to previous years

- program in 2018 (n=18)
- program in 2021 (n=10)
- 95% confidence interval
- 80% confidence interval

The UU program in 2021 is...

- ▶ probably better
- ▷ possibly better
- ◁ possibly worse
- ◀ probably worse

...than the comparison group

Compared to similar programs in NL

- Netherlands

Maastricht: Economic and Financial Research (n=6)
Maastricht: Business Research (research) (n=11)
UvA: Tinbergen Institute Master of P (n=13)

Compared to Master program in faculty REBO

- Faculty REBO

Economics of Competition and Regulation (n=3)
Economics of Public Policy and Manageme (n=20)
Research in Public Administration and O (n=8)
Bestuurs- en Organisatiewetenschap (n=94)
European Law (n=44)
International Economics and Business (n=111)
Recht en onderneming (n=21)
Law and Economics (n=15)
Legal Research (research) (n=12)
Public International Law (n=52)
Nederlands Recht (n=80)
Criminologie (n=36)
Notarieel Recht (n=11)
Bestuurs- en Organisatiewetenschap (dee (n=25)

Masterprogram 60907

Multidisciplinary Economics (research)

Content & organisation

2018	2021		Netherlands	Faculty
◀4.33	**3.60**	Satisfied with content	3.87	◀4.05
3.94	**3.70**	Up-to-date	4.07	◁4.13
◁4.28	**3.80**	Quality materials	◁4.23	◁4.02
◀4.50	**3.50**	Program level	◀4.30	◁4.04
◀4.00	**3.10**	Work methods	◁3.73	◀3.76
4.06	**4.00**	Can broaden/deepen	4.14	3.94
	2.90	Program coordination	◁3.72	◀3.73
◀4.62	**3.40**	Challenging	3.86	3.96
◀4.31	**3.40**	Shape your own program	◁3.86	3.50

Connection to practice

2018	2021		Netherlands	Faculty
3.67	**3.20**	Satisfied with practice	◁3.73	3.48
3.17	**3.40**	Skills for practice	3.56	3.44
3.00	**2.90**	Link to professionals	3.19	3.23

Teachers

2018	2021		Netherlands	Faculty
◀4.22	**2.90**	Satisfied with teachers	◀4.17	◀4.06
◁4.47	**3.70**	Involvement	◁4.26	4.00
◁4.00	**3.30**	Didactic skills	3.93	◁3.98
◀4.59	**4.00**	Content expertise	◀4.63	◁4.39
4.19	**3.90**	Practice knowledge	4.11	3.96
◀4.29	**3.30**	Supportive	◁3.96	◁3.86
◁4.06	**3.30**	Inspiring	◁4.00	◁3.75
	3.60	Understandable	4.07	◁4.03
	3.60	Encourage questions	◁4.37	4.19

Counseling

2018	2021		Netherlands	Faculty
3.89	**3.00**	Satisfied with counseling	3.00	3.83
◁4.06	**3.20**	Opportunity	3.40	◀3.90
◁4.14	**3.40**	Quality	3.20	◁3.86

Assessment

2018	2021		Netherlands	Faculty
◀4.11	**2.90**	Satisfied with assessment	◁3.60	◁3.53
◀4.06	**3.10**	Exam matches content	◀3.96	◁3.73
◀4.00	**2.90**	Clear criteria	◀4.15	◁3.59
◀4.06	**3.30**	Quality knowledge exam	◀3.96	◀3.72
3.88	**3.60**	Quality practice exam	◁4.07	3.58
	3.30	Exam form follows content	◁4.00	◁3.75
◀4.35	**3.10**	Feedback on exams	3.52	3.53

Engagement & contact

2018	2021		Netherlands	Faculty
4.53	**4.00**	Teachers reachable	4.48	4.21
	3.20	Feedback	3.70	◁3.73
	4.00	Feel safe	4.22	4.19
	3.30	Feel at home	3.74	◁3.84
	3.70	Feel inspired	◁4.11	3.98
	4.30	Regularly engaged	4.56	4.12
	4.20	Involved outside lessons	3.65 ▷	3.68 ▷
	4.10	Feedback appreciated	3.96	3.93
4.00	**4.10**	Course evaluations	4.04	4.15

General

2018	2021		Netherlands	Faculty
◁3.89	**3.30**	Information	3.63	◁3.84
◀4.59	**2.70**	Facilities	◀4.20	◁3.36
	4.10	Study pressure	3.66	3.53

"study pressure" is coded as: 1=too low, 3=good, 5=too high

data analysis:
Jeroen Fokker - Departement Computer Science - Utrecht University
Hossein Al Mahmoudi - UBD Teaching Policy - Utrecht University

Master program 60967

Energy Science

Nationale Studenten Enquete 2021

Universiteit Utrecht

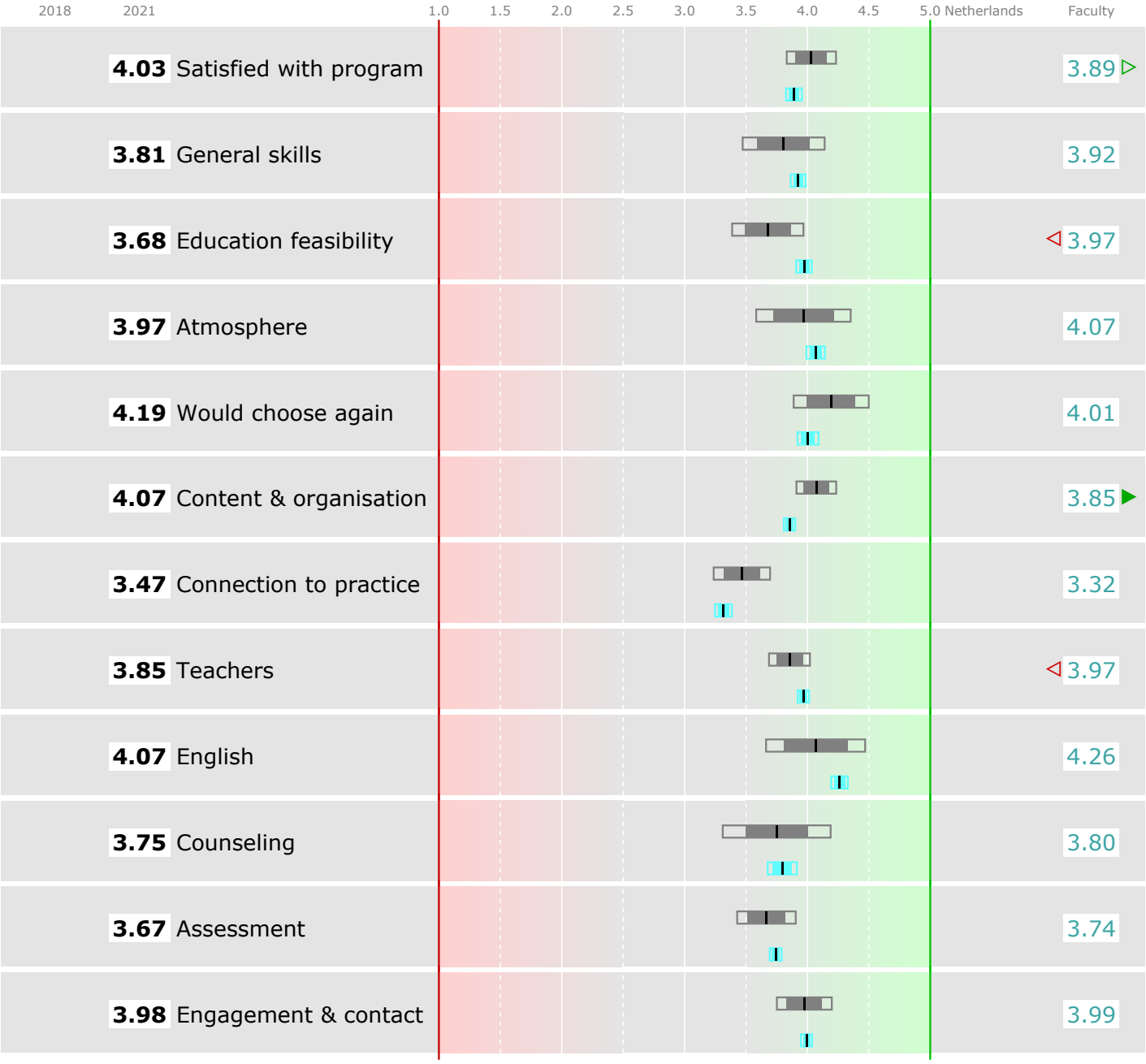

Response: 31 out of 73 = 42.5%

Compared to previous years

- program in 2018 (n=0)
- program in 2021 (n=31)
- 95% confidence interval
- 80% confidence interval

The UU program in 2021 is...

- ▶ probably better
- ▷ possibly better
- ◁ possibly worse
- ◀ probably worse

...than the comparison group

Compared to Master program in faculty Geo

Faculty Geo

Human Geography and Planning (research) (n=10)
Science and Innovation (n=112)
Development Studies (n=38)
Geographical Sciences (n=32)
Environmental Sciences (n=154)
Sociale Geografie (n=37)
Planologie (n=18)
Earth Sciences (n=167)

Masterprogram 60967

Energy Science

Content & organisation

2018	2021		Netherlands	Faculty
	4.32	Satisfied with content		4.00 ▶
	4.45	Up-to-date		4.10 ▶
	4.26	Quality materials		3.99 ▶
	4.19	Program level		3.99 ▷
	3.90	Work methods		3.78
	4.03	Can broaden/deepen		3.84 ▷
	4.03	Program coordination		3.66 ▶
	4.23	Challenging		3.87 ▶
	3.48	Shape your own program		3.61

Connection to practice

	3.81	Satisfied with practice		3.46 ▶
	3.73	Skills for practice		3.29 ▶
	3.20	Link to professionals		3.35

Teachers

	3.81	Satisfied with teachers		◀ 4.09
	3.97	Involvement		3.98
	3.63	Didactic skills		◁ 3.90
	4.57	Content expertise		4.39 ▷
	4.07	Practice knowledge		3.76 ▶
	3.50	Supportive		◀ 3.81
	3.80	Inspiring		3.75
	3.47	Understandable		◀ 3.95
	3.83	Encourage questions		◁ 4.19

Counseling

2018	2021		Netherlands	Faculty
	4.00	Satisfied with counseling		3.66
	3.67	Opportunity		3.80
	3.83	Quality		3.79

Assessment

	3.45	Satisfied with assessment		◁ 3.74
	3.63	Exam matches content		◁ 3.83
	3.93	Clear criteria		3.79
	3.73	Quality knowledge exam		3.78
	3.53	Quality practice exam		3.67
	3.63	Exam form follows content		◁ 3.82
	3.53	Feedback on exams		3.56

Engagement & contact

	4.17	Teachers reachable		4.13
	3.69	Feedback		3.80
	4.14	Feel safe		4.29
	3.79	Feel at home		3.87
	4.17	Feel inspired		4.03
	4.07	Regularly engaged		4.08
	3.54	Involved outside lessons		3.70
	3.96	Feedback appreciated		3.92
	4.18	Course evaluations		4.15

General

	3.35	Information		◀ 3.78
	3.23	Facilities		◁ 3.57
	3.84	Study pressure		3.30

"study pressure" is coded as: 1=too low, 3=good, 5=too high

data analysis:
Jeroen Fokker - Departement Computer Science - Utrecht University
Hossein Al Mahmoudi - UBD Teaching Policy - Utrecht University

Master program 60971

Applied Data Science

Nationale Studenten Enquete 2021

Universiteit Utrecht

Response: 34 out of 84 = 40.5%

Compared to previous years

- program in 2018 (n=0)
- program in 2021 (n=34)
- 95% confidence interval
- 80% confidence interval

The UU program in 2021 is...

- ▶ probably better
- ▷ possibly better
- ◁ possibly worse
- ◀ probably worse

...than the comparison group

Compared to similar programs in NL

Netherlands

Rotterdam: Research Master Business Data S (n=11)
Tilburg: Data Science and Society (n=118)
Tilburg: Data Science and Entrepreneursh (n=67)
Limburg: Data Science for Decision Makin (n=47)

Compared to Master program in faculty Beta

Faculty Beta

Physics (n=83)
Biologische Wetenschappen (n=7)
Pharmaceutical Sciences (n=4)
Mathematische Wetenschappen (n=48)
Chemische Wetenschappen (n=43)
Natuurwetenschappen en Bedrijf (n=50)
History and Philosophy of Science (n=26)
Information Science (n=84)
Farmacie (n=136)
Informatica (n=69)
Artificial Intelligence (n=96)
Biosciences (n=193)

Masterprogram 60971

Applied Data Science

Content & organisation

2018	2021		Netherlands	Faculty
	3.55	Satisfied with content	◀3.96	◀4.01
	3.94	Up-to-date	4.10	4.01
	3.66	Quality materials	◁3.86	◀4.01
	3.62	Program level	◁3.85	◀4.04
	3.34	Work methods	◀3.74	◀3.84
	3.62	Can broaden/deepen	◀3.97	◀4.02
	3.12	Program coordination	◁3.50	◁3.45
	3.78	Challenging	3.95	3.92
	3.62	Shape your own program	3.65	◁4.02

Connection to practice

	3.33	Satisfied with practice	◀3.71	3.51
	3.29	Skills for practice	◀3.67	◁3.56
	3.58	Link to professionals	3.24▷	3.49

Teachers

	3.48	Satisfied with teachers	3.67	◀3.99
	3.69	Involvement	3.67	3.93
	3.52	Didactic skills	3.64	◁3.78
	4.24	Content expertise	4.30	4.42
	3.76	Practice knowledge	3.79	3.91
	3.45	Supportive	3.64	◁3.79
	3.48	Inspiring	3.48	◁3.72
	3.69	Understandable	3.67	◁3.89
	4.03	Encourage questions	4.10	4.10

Counseling

2018	2021		Netherlands	Faculty
	3.17	Satisfied with counseling	◁3.80	◁3.72
	3.60	Opportunity	◁4.08	3.92
	3.80	Quality	3.95	3.79

Assessment

	3.27	Satisfied with assessment	◁3.65	◀3.73
	3.33	Exam matches content	◀3.76	◀3.84
	3.33	Clear criteria	◀3.88	◁3.76
	3.41	Quality knowledge exam	◁3.75	◀3.81
	3.48	Quality practice exam	◁3.76	3.72
	3.26	Exam form follows content	◀3.85	◀3.85
	3.52	Feedback on exams	3.57	3.58

Engagement & contact

	4.15	Teachers reachable	3.98	4.20
	3.67	Feedback	3.60	3.76
	4.30	Feel safe	4.25	4.25
	3.81	Feel at home	3.88	3.85
	3.70	Feel inspired	◁4.11	◁4.01
	4.15	Regularly engaged	4.16	3.99
	3.62	Involved outside lessons	3.81	3.63
	4.12	Feedback appreciated	3.79▷	3.87▷
	4.23	Course evaluations	4.09	4.12

General

	2.79	Information	◀3.65	◀3.64
	3.03	Facilities	◀3.67	◀3.67
	3.25	Study pressure	3.33	3.37

"study pressure" is coded as: 1=too low, 3=good, 5=too high

Reaction of program management:
This is the very first year that the master programme Applied Data Science is running. We are therefore happy to see that already students are very satisfied with what the programme has to offer, and that they feel safe, at home, and inspired.
There are a few places where we can make improvements, notably, the connection to professional practice, and the information provisioning within the programme, both issues
that will be addressed as we work on giving further form to this new master programme.
Our department prides itself on helping our teachers develop themselves. We are therefore happy to see that our teachers are considered highly qualified and accessible.

data analysis:
Jeroen Fokker - Departement Computer Science - Utrecht University
Hossein Al Mahmoudi - UBD Teaching Policy - Utrecht University

Master program 66034

Geschiedenis

Nationale Studenten Enquete 2021

Universiteit Utrecht

2018	2021		Netherlands	Faculty
4.14	**4.00**	Satisfied with program	3.85	4.01
3.93	**3.81**	General skills	3.84	◁ 4.03
3.63	**3.70**	Education feasibility	3.80	3.93
4.03 ▷	**4.37**	Atmosphere	4.01 ▶	4.22
4.04	**3.89**	Would choose again	3.90	4.05
4.02	**3.97**	Content & organisation	3.91	4.02
3.86	**3.62**	Connection to practice	3.07 ▶	3.58
4.01	**4.11**	Teachers	4.06	◁ 4.22
4.04 ▷	**4.38**	English	4.51	◁ 4.58
3.68	**3.79**	Counseling	3.90	4.08
3.88	**3.84**	Assessment	3.81	3.96
	4.08	Engagement & contact	4.01	4.09

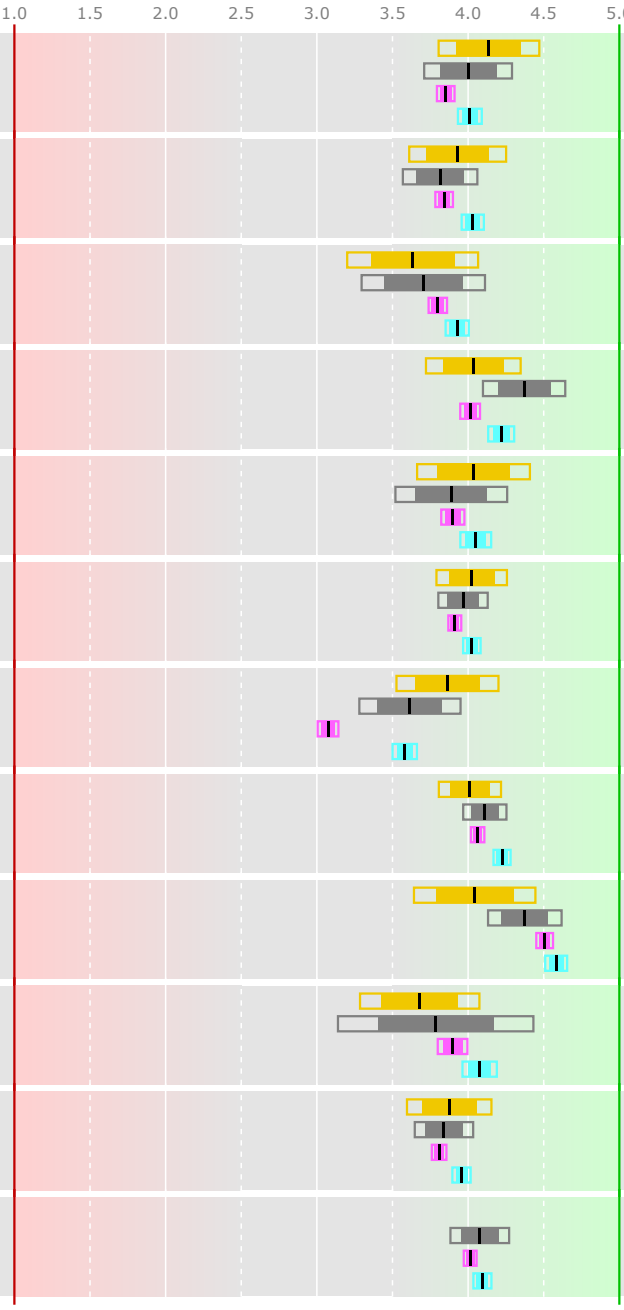

Response: 27 out of 101 = 26.7%

Compared to previous years

- program in 2018 (n=29)
- program in 2021 (n=27)
- 95% confidence interval
- 80% confidence interval

The UU program in 2021 is...

- ▶ probably better
- ▷ possibly better
- ◁ possibly worse
- ◀ probably worse

...than the comparison group

Compared to similar programs in NL

Netherlands

Utrecht: Internationale betrekkingen (n=45)
Leiden: Internationale betrekkingen (n=157)
Leiden: Geschiedenis (n=106)
Groningen: Internationale betrekkingen (n=116)
Groningen: Internationale Betrekkingen (n=12)
Groningen: Europese Studies (n=28)
Groningen: Geschiedenis (n=24)
Rotterdam: Geschiedenis (n=38)
Twente: European Studies (n=21)
Maastricht: European Public Affairs (n=14)
Maastricht: European Studies (n=38)
UvA: Europese Studies (n=41)
UvA: Geschiedenis (n=98)
VU: Geschiedenis (n=11)
Nijmegen: Geschiedenis (n=21)

Compared to Master program in faculty GW

Faculty GW

Kunst- & cultuurwetenschappen (n=72)
Filosofie (research) (n=6)
Geschiedenis (research) (n=32)
Internationale betrekkingen (n=45)
Letterkunde (n=14)
Letterkunde (research) (n=13)
Taalwetenschappen (n=40)
Taalwetenschappen (research) (n=17)
Filosofie (n=21)
Theologie & Religiewetenschappen (n=11)
Kunst- & cultuurwetenschappen (research (n=53)
Mediastudies (n=24)
Mediastudies (research) (n=19)
Communicatie- & Informatiewetenschappen (n=24)
Neerlandistiek (n=12)
Neerlandistiek (research) (n=15)
Vertaalwetenschap (n=13)

Masterprogram 66034

Geschiedenis

Content & organisation

2018	2021		Netherlands	Faculty
3.93	**4.15**	Satisfied with content	3.99	4.11
4.13	**4.07**	Up-to-date	4.05	4.06
4.20	**4.07**	Quality materials	4.09	4.21
4.23	**4.19**	Program level	4.08	4.20
3.97	**3.81**	Work methods	3.80	◁3.95
3.90	**4.00**	Can broaden/deepen	3.95	4.04
	4.00	Program coordination	3.68▷	3.86
4.07	**4.00**	Challenging	3.98	4.09
3.83	**3.62**	Shape your own program	3.66	3.79

Connection to practice

3.83	**3.74**	Satisfied with practice	3.19▶	3.59
3.73	**3.62**	Skills for practice	3.15▶	3.52
3.82	**3.62**	Link to professionals	3.00▶	3.65

Teachers

4.27	**4.33**	Satisfied with teachers	4.23	4.32
4.07	**4.27**	Involvement	4.03▶	4.33
4.00	**4.04**	Didactic skills	4.09	◁4.23
4.45	**4.50**	Content expertise	4.53	4.59
◁3.90	**3.54**	Practice knowledge	◁3.76	◀4.00
4.00	**4.19**	Supportive	3.89▶	4.07
4.03	**3.88**	Inspiring	3.89	◁4.10
	4.04	Understandable	4.09	4.19
	4.42	Encourage questions	4.23▷	4.26▷

Counseling

2018	2021		Netherlands	Faculty
3.93	**3.89**	Satisfied with counseling	3.72	4.07
3.89	**3.86**	Opportunity	3.92	4.09
3.79	**3.71**	Quality	3.88	4.06

Assessment

3.70▷	**4.00**	Satisfied with assessment	3.77▶	3.93
3.90	**3.92**	Exam matches content	3.91	◁4.10
3.70	**3.76**	Clear criteria	3.75	3.78
3.97	**3.92**	Quality knowledge exam	3.87	4.01
3.96	**3.92**	Quality practice exam	3.71▷	3.91
	3.96	Exam form follows content	3.89	4.05
3.70	**3.62**	Feedback on exams	3.71	◁3.89

Engagement & contact

3.97	**4.17**	Teachers reachable	4.16	4.19
	3.83	Feedback	3.88	3.99
	4.30	Feel safe	4.24	4.21
	4.30	Feel at home	3.84▶	3.84▶
	3.96	Feel inspired	4.06	4.15
	4.00	Regularly engaged	4.11	4.21
	4.00	Involved outside lessons	3.86	3.94
	3.83	Feedback appreciated	3.92	◁4.04
3.53▶	**4.30**	Course evaluations	4.07▷	4.28

General

4.07	**3.96**	Information	3.76	3.94
3.73	**3.67**	Facilities	3.50	3.52
	3.58	Study pressure	3.41	3.54

"study pressure" is coded as: 1=too low, 3=good, 5=too high

data analysis:
Jeroen Fokker - Departement Computer Science - Utrecht University
Hossein Al Mahmoudi - UBD Teaching Policy - Utrecht University

Master program 66034 CHME

Nationale Studenten Enquete 2021

Cultuurgeschiedenis van modern Europa

Geschiedenis

Universiteit Utrecht

2018	2021		Netherlands	Faculty
4.14	**3.82**	Satisfied with program	3.85	4.01
3.93	**3.73**	General skills	3.84	◁ 4.03
◁ 3.63	**3.09**	Education feasibility	◀ 3.80	◀ 3.93
4.03	**4.09**	Atmosphere	4.01	4.22
◁ 4.04	**3.55**	Would choose again	◁ 3.90	◀ 4.05
4.02	**3.84**	Content & organisation	3.91	◁ 4.02
◀ 3.86	**3.18**	Connection to practice	3.07	◁ 3.58
4.01	**3.94**	Teachers	4.06	◀ 4.22
4.04	**4.30**	English	4.51	◁ 4.58
3.68	**3.62**	Counseling	3.90	◁ 4.08
3.88	**3.68**	Assessment	3.81	◀ 3.96
	3.86	Engagement & contact	4.01	◁ 4.09

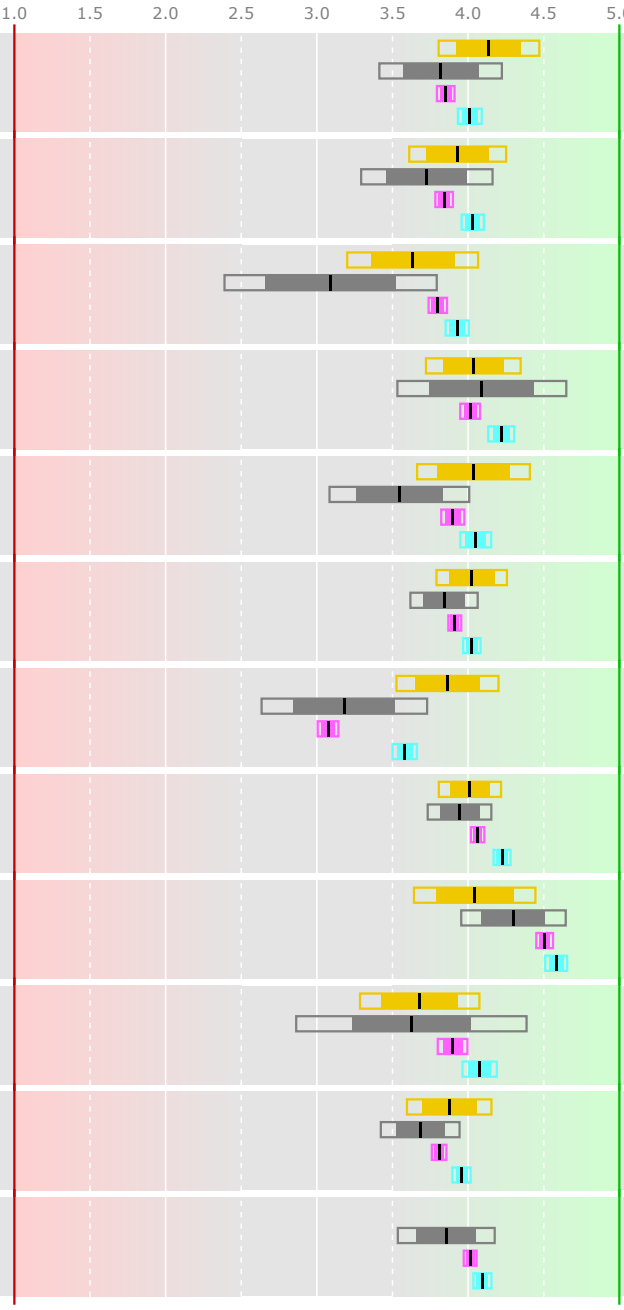

Response: 11 out of 41 = 26.8%

Compared to previous years

- program in 2018 (n=29)
- CHME in 2021 (n=11)
- 95% confidence interval
- 80% confidence interval

The UU program in 2021 is...

- ▶ probably better
- ▷ possibly better
- ◁ possibly worse
- ◀ probably worse

...than the comparison group

Compared to similar programs in NL

Netherlands

Utrecht: Internationale betrekkingen (n=45)
Leiden: Internationale betrekkingen (n=157)
Leiden: Geschiedenis (n=106)
Groningen: Internationale betrekkingen (n=116)
Groningen: Internationale Betrekkingen (n=12)
Groningen: Europese Studies (n=28)
Groningen: Geschiedenis (n=24)
Rotterdam: Geschiedenis (n=38)
Twente: European Studies (n=21)
Maastricht: European Public Affairs (n=14)
Maastricht: European Studies (n=38)
UvA: Europese Studies (n=41)
UvA: Geschiedenis (n=98)
VU: Geschiedenis (n=11)
Nijmegen: Geschiedenis (n=21)

Compared to Master program in faculty GW

Faculty GW

Kunst- & cultuurwetenschappen (n=72)
Filosofie (research) (n=6)
Geschiedenis (research) (n=32)
Internationale betrekkingen (n=45)
Letterkunde (n=14)
Letterkunde (research) (n=13)
Taalwetenschappen (n=40)
Taalwetenschappen (research) (n=17)
Filosofie (n=21)
Theologie & Religiewetenschappen (n=11)
Kunst- & cultuurwetenschappen (research (n=53)
Mediastudies (n=24)
Mediastudies (research) (n=19)
Communicatie- & Informatiewetenschappen (n=24)
Neerlandistiek (n=12)
Neerlandistiek (research) (n=15)
Vertaalwetenschap (n=13)

Masterprogram 66034 CHME

Cultuurgeschiedenis van modern Europa Geschiedenis

Content & organisation

2018	2021		Netherlands	Faculty
3.93 ▷	**4.27**	Satisfied with content	3.99 ▷	4.11
4.13	**4.09**	Up-to-date	4.05	4.06
4.20	**4.00**	Quality materials	4.09	◁ 4.21
4.23	**4.00**	Program level	4.08	◁ 4.20
◁ 3.97	**3.64**	Work methods	3.80	◁ 3.95
3.90	**3.91**	Can broaden/deepen	3.95	4.04
	3.64	Program coordination	3.68	3.86
4.07	**3.82**	Challenging	3.98	◁ 4.09
3.83	**3.64**	Shape your own program	3.66	3.79

Connection to practice

◀ 3.83	**3.09**	Satisfied with practice	3.19	◀ 3.59
◁ 3.73	**3.09**	Skills for practice	3.15	◁ 3.52
◁ 3.82	**3.27**	Link to professionals	3.00	3.65

Teachers

4.27	**4.36**	Satisfied with teachers	4.23	4.32
4.07	**4.27**	Involvement	4.03 ▷	4.33
4.00	**3.73**	Didactic skills	◁ 4.09	◁ 4.23
4.45	**4.27**	Content expertise	◁ 4.53	◁ 4.59
◀ 3.90	**3.27**	Practice knowledge	◀ 3.76	◀ 4.00
4.00	**4.09**	Supportive	3.89	4.07
4.03	**3.91**	Inspiring	3.89	4.10
	3.82	Understandable	◁ 4.09	◁ 4.19
	4.18	Encourage questions	4.23	4.26

Counseling

2018	2021		Netherlands	Faculty
3.93	**3.50**	Satisfied with counseling	3.72	◁ 4.07
3.89	**3.75**	Opportunity	3.92	4.09
3.79	**3.50**	Quality	3.88	◁ 4.06

Assessment

3.70 ▷	**4.00**	Satisfied with assessment	3.77 ▶	3.93 ▷
3.90	**3.91**	Exam matches content	3.91	4.10
3.70	**3.55**	Clear criteria	3.75	◁ 3.78
3.97	**3.82**	Quality knowledge exam	3.87	◁ 4.01
3.96	**3.90**	Quality practice exam	3.71 ▷	3.91
	3.80	Exam form follows content	3.89	◁ 4.05
3.70	**3.30**	Feedback on exams	◁ 3.71	◁ 3.89

Engagement & contact

3.97	**3.80**	Teachers reachable	◁ 4.16	◁ 4.19
	3.60	Feedback	◁ 3.88	◀ 3.99
	4.10	Feel safe	4.24	4.21
	4.10	Feel at home	3.84	3.84
	3.70	Feel inspired	4.06	4.15
	4.00	Regularly engaged	4.11	4.21
	3.80	Involved outside lessons	3.86	3.94
	3.60	Feedback appreciated	◁ 3.92	◀ 4.04
3.53 ▷	**4.00**	Course evaluations	4.07	◁ 4.28

General

4.07	**3.82**	Information	3.76	3.94
◁ 3.73	**3.27**	Facilities	3.50	3.52
	3.91	Study pressure	3.41	3.54

"study pressure" is coded as: 1=too low, 3=good, 5=too high

data analysis:
Jeroen Fokker - Departement Computer Science - Utrecht University
Hossein Al Mahmoudi - UBD Teaching Policy - Utrecht University

Master program 66034 PSHM

Nationale Studenten Enquete 2021

Geschiedenis van Politiek en Maatschappij

Geschiedenis

Universiteit Utrecht

2018	2021		Netherlands	Faculty
4.14	**4.12**	Satisfied with program	3.85	4.01
3.93	**3.88**	General skills	3.84	4.03
3.63 ▷	**4.12**	Education feasibility	3.80 ▷	3.93
4.03 ▶	**4.56**	Atmosphere	4.01 ▶	4.22 ▶
4.04	**4.12**	Would choose again	3.90	4.05
4.02	**4.06**	Content & organisation	3.91	4.02
3.86	**3.93**	Connection to practice	3.07 ▶	3.58 ▷
4.01 ▷	**4.23**	Teachers	4.06 ▷	4.22
4.04 ▷	**4.43**	English	4.51	4.58
3.68	**4.00**	Counseling	3.90	4.08
3.88	**3.95**	Assessment	3.81	3.96
	4.25	Engagement & contact	4.01 ▷	4.09 ▷

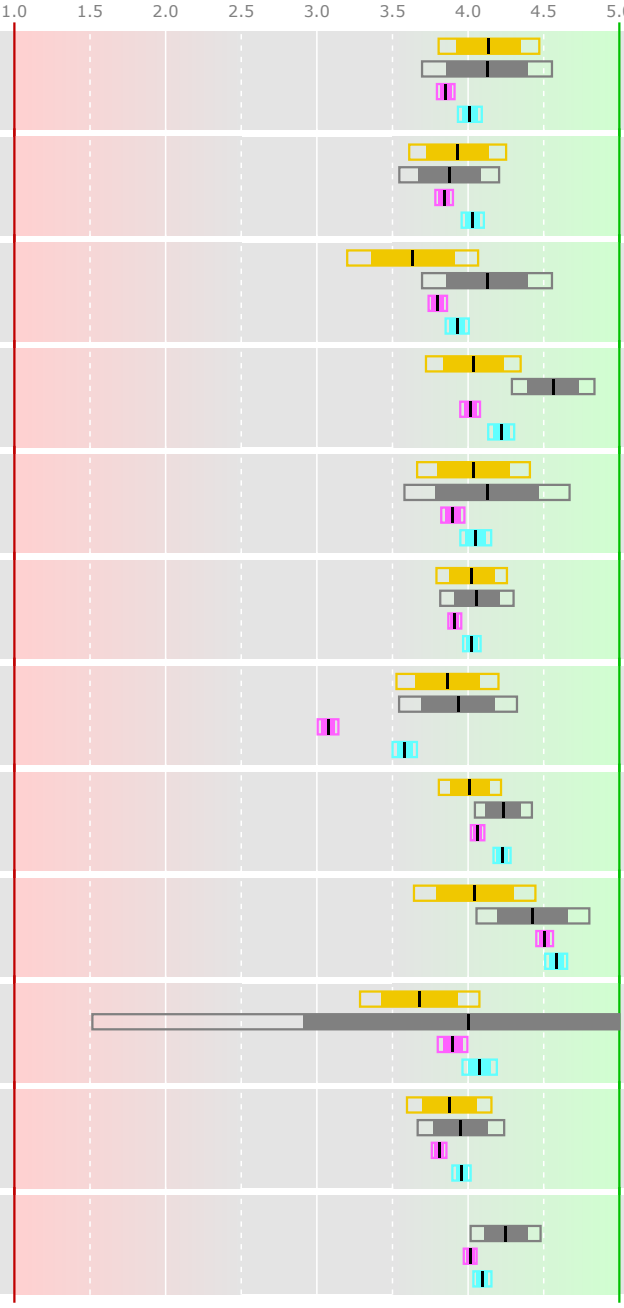

Response: 16 out of 60 = 26.7%

Compared to previous years

- program in 2018 (n=29)
- PSHM in 2021 (n=16)
- 95% confidence interval
- 80% confidence interval

The UU program in 2021 is...

- ▶ probably better
- ▷ possibly better
- ◁ possibly worse
- ◀ probably worse

...than the comparison group

Compared to similar programs in NL

Netherlands

Utrecht: Internationale betrekkingen (n=45)
Leiden: Internationale betrekkingen (n=157)
Leiden: Geschiedenis (n=106)
Groningen: Internationale betrekkingen (n=116)
Groningen: Internationale Betrekkingen (n=12)
Groningen: Europese Studies (n=28)
Groningen: Geschiedenis (n=24)
Rotterdam: Geschiedenis (n=38)
Twente: European Studies (n=21)
Maastricht: European Public Affairs (n=14)
Maastricht: European Studies (n=38)
UvA: Europese Studies (n=41)
UvA: Geschiedenis (n=98)
VU: Geschiedenis (n=11)
Nijmegen: Geschiedenis (n=21)

Compared to Master program in faculty GW

Faculty GW

Kunst- & cultuurwetenschappen (n=72)
Filosofie (research) (n=6)
Geschiedenis (research) (n=32)
Internationale betrekkingen (n=45)
Letterkunde (n=14)
Letterkunde (research) (n=13)
Taalwetenschappen (n=40)
Taalwetenschappen (research) (n=17)
Filosofie (n=21)
Theologie & Religiewetenschappen (n=11)
Kunst- & cultuurwetenschappen (research (n=53)
Mediastudies (n=24)
Mediastudies (research) (n=19)
Communicatie- & Informatiewetenschappen (n=24)
Neerlandistiek (n=12)
Neerlandistiek (research) (n=15)
Vertaalwetenschap (n=13)

Masterprogram 66034 PSHM

Geschiedenis van Politiek en Maatschappij Geschiedenis

Content & organisation

2018	2021		Netherlands	Faculty
3.93	**4.06**	Satisfied with content	3.99	4.11
4.13	**4.06**	Up-to-date	4.05	4.06
4.20	**4.12**	Quality materials	4.09	4.21
4.23	**4.31**	Program level	4.08 ▷	4.20
3.97	**3.94**	Work methods	3.80	3.95
3.90	**4.07**	Can broaden/deepen	3.95	4.04
	4.27	Program coordination	3.68 ▶	3.86 ▶
4.07	**4.13**	Challenging	3.98	4.09
3.83	**3.60**	Shape your own program	3.66	3.79

Connection to practice

3.83	**4.19**	Satisfied with practice	3.19 ▶	3.59 ▶
3.73	**4.00**	Skills for practice	3.15 ▶	3.52 ▶
3.82	**3.87**	Link to professionals	3.00 ▶	3.65

Teachers

4.27	**4.31**	Satisfied with teachers	4.23	4.32
4.07	**4.27**	Involvement	4.03 ▷	4.33
4.00 ▷	**4.27**	Didactic skills	4.09 ▷	4.23
4.45	**4.67**	Content expertise	4.53	4.59
3.90	**3.73**	Practice knowledge	3.76	◁ 4.00
4.00 ▷	**4.27**	Supportive	3.89 ▶	4.07 ▷
4.03	**3.87**	Inspiring	3.89	◁ 4.10
	4.20	Understandable	4.09	4.19
	4.60	Encourage questions	4.23 ▶	4.26 ▶

Counseling

2018	2021		Netherlands	Faculty
3.93	**4.20**	Satisfied with counseling	3.72	4.07
3.89	**4.00**	Opportunity	3.92	4.09
3.79	**4.00**	Quality	3.88	4.06

Assessment

3.70	**4.00**	Satisfied with assessment	3.77 ▷	3.93
3.90	**3.93**	Exam matches content	3.91	4.10
3.70	**3.93**	Clear criteria	3.75	3.78
3.97	**4.00**	Quality knowledge exam	3.87	4.01
3.96	**3.93**	Quality practice exam	3.71	3.91
	4.07	Exam form follows content	3.89	4.05
3.70	**3.86**	Feedback on exams	3.71	3.89

Engagement & contact

3.97 ▶	**4.46**	Teachers reachable	4.16 ▷	4.19 ▷
	4.00	Feedback	3.88	3.99
	4.46	Feel safe	4.24	4.21
	4.46	Feel at home	3.84 ▶	3.84 ▶
	4.15	Feel inspired	4.06	4.15
	4.00	Regularly engaged	4.11	4.21
	4.15	Involved outside lessons	3.86	3.94
	4.00	Feedback appreciated	3.92	4.04
3.53 ▶	**4.54**	Course evaluations	4.07 ▶	4.28 ▷

General

4.07	**4.06**	Information	3.76 ▷	3.94
3.73	**3.94**	Facilities	3.50 ▶	3.52 ▶
	3.33	Study pressure	3.41	3.54

"study pressure" is coded as: 1=too low, 3=good, 5=too high

data analysis:
Jeroen Fokker - Departement Computer Science - Utrecht University
Hossein Al Mahmoudi - UBD Teaching Policy - Utrecht University

Master program 66061

Vertaalwetenschap

Nationale Studenten Enquete 2021

Universiteit Utrecht

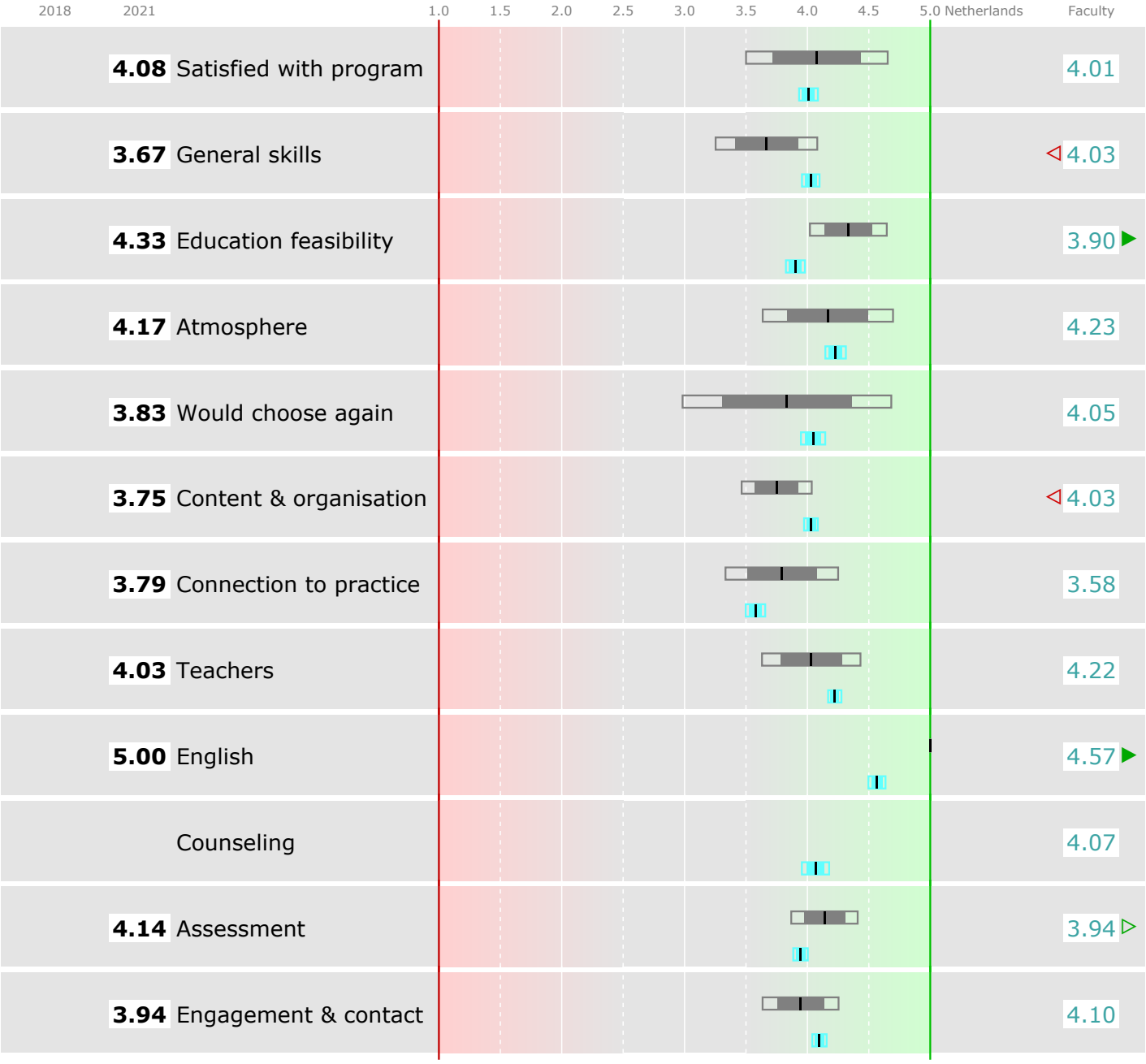

Response: 13 out of 40 = 32.5%

Compared to previous years

- program in 2018 (n=0)
- program in 2021 (n=13)
- 95% confidence interval
- 80% confidence interval

The UU program in 2021 is...

- ▶ probably better
- ▷ possibly better
- ◁ possibly worse
- ◀ probably worse

...than the comparison group

Compared to Master program in faculty GW

Faculty GW

Kunst- & cultuurwetenschappen (n=72)
Filosofie (research) (n=6)
Geschiedenis (research) (n=32)
Internationale betrekkingen (n=45)
Letterkunde (n=14)
Letterkunde (research) (n=13)
Taalwetenschappen (n=40)
Taalwetenschappen (research) (n=17)
Filosofie (n=21)
Theologie & Religiewetenschappen (n=11)
Kunst- & cultuurwetenschappen (research (n=53)
Mediastudies (n=24)
Mediastudies (research) (n=19)
Communicatie- & Informatiewetenschappen (n=24)
Neerlandistiek (n=12)
Neerlandistiek (research) (n=15)
Geschiedenis (n=27)

Masterprogram 66061

Vertaalwetenschap

Content & organisation

2018	2021		Netherlands	Faculty
	3.83	Satisfied with content		4.12
	3.58	Up-to-date	◁	4.07
	4.08	Quality materials		4.20
	3.67	Program level	◁	4.22
	3.75	Work methods	◁	3.95
	3.67	Can broaden/deepen	◁	4.04
	3.92	Program coordination		3.87
	4.17	Challenging		4.09
	3.17	Shape your own program	◀	3.80

Connection to practice

	3.83	Satisfied with practice	3.59
	3.67	Skills for practice	3.52
	3.92	Link to professionals	3.64

Teachers

	4.25	Satisfied with teachers	4.32
	4.17	Involvement	4.34
	4.25	Didactic skills	4.22
	4.50	Content expertise	4.59
	3.92	Practice knowledge	3.98
	3.67	Supportive	◁ 4.09
	3.92	Inspiring	4.09
	4.08	Understandable	4.19
	3.75	Encourage questions	◁ 4.29

Counseling

2018	2021		Netherlands	Faculty
		Satisfied with counseling		4.06
		Opportunity		4.09
		Quality		4.05

Assessment

	3.75	Satisfied with assessment	◁ 3.94
	4.17	Exam matches content	4.09
	4.08	Clear criteria	3.77
	4.00	Quality knowledge exam	4.00
	4.17	Quality practice exam	3.90
	4.08	Exam form follows content	4.04
	4.33	Feedback on exams	3.86 ▶

Engagement & contact

	4.17	Teachers reachable	4.19
	4.17	Feedback	3.98 ▷
	4.08	Feel safe	4.22
	3.83	Feel at home	3.87
	4.00	Feel inspired	4.14
	3.92	Regularly engaged	4.21
	3.58	Involved outside lessons	3.96
	3.83	Feedback appreciated	4.03
	3.92	Course evaluations	◁ 4.29

General

	3.92	Information	3.94
	3.17	Facilities	◁ 3.54
	3.33	Study pressure	3.54

"study pressure" is coded as: 1=too low, 3=good, 5=too high

data analysis:
Jeroen Fokker - Departement Computer Science - Utrecht University
Hossein Al Mahmoudi - UBD Teaching Policy - Utrecht University

Master program 66061 LIVM

Literair vertalen

Vertaalwetenschap

Nationale Studenten Enquete 2021

Universiteit Utrecht

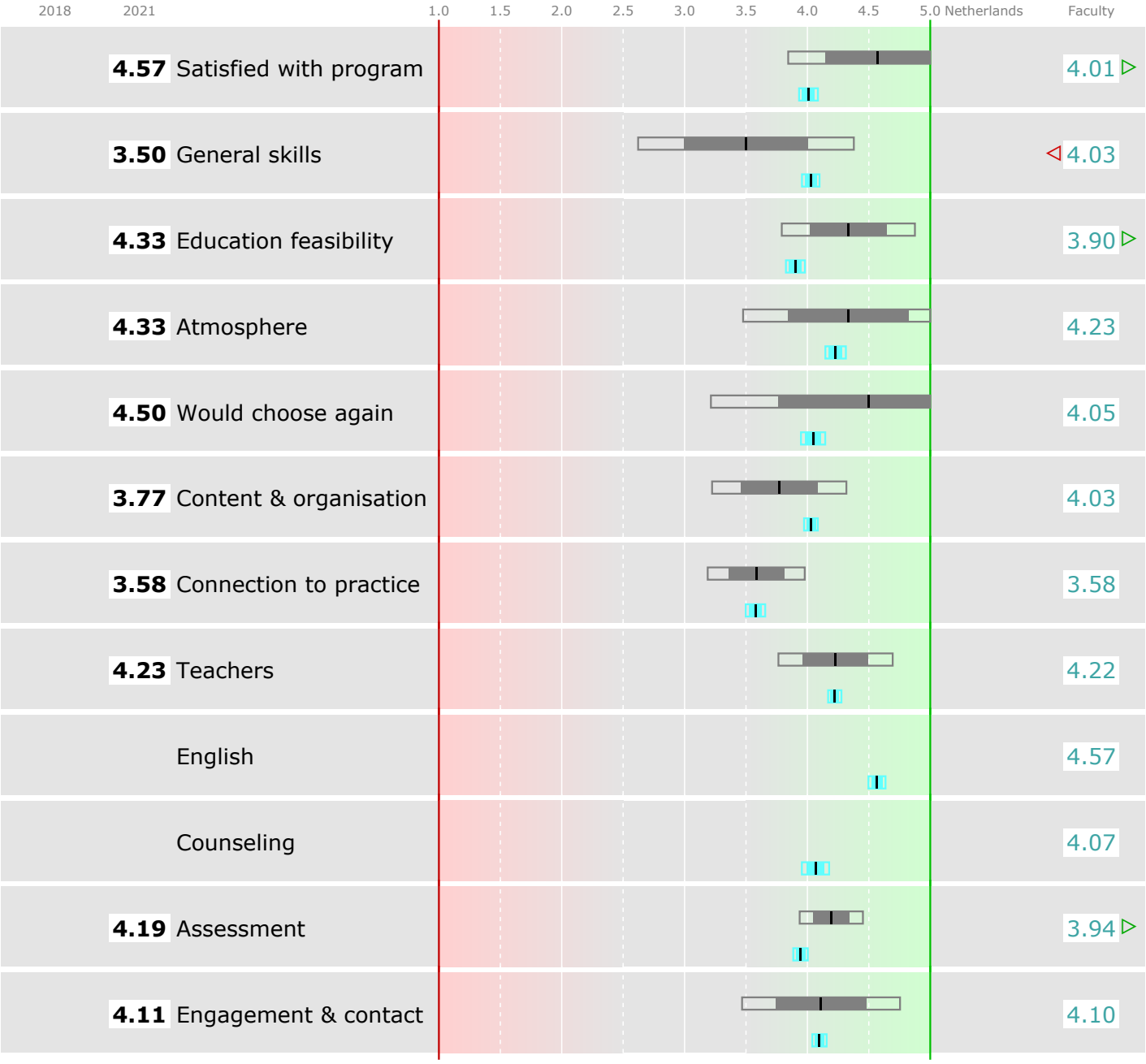

Response: 7 out of 17 = 41.2%

Compared to previous years

- program in 2018 (n=0)
- LIVM in 2021 (n=7)
- 95% confidence interval
- 80% confidence interval

The UU program in 2021 is...

- ▶ probably better
- ▷ possibly better
- ◁ possibly worse
- ◀ probably worse

...than the comparison group

Compared to Master program in faculty GW

Faculty GW

Kunst- & cultuurwetenschappen (n=72)
Filosofie (research) (n=6)
Geschiedenis (research) (n=32)
Internationale betrekkingen (n=45)
Letterkunde (n=14)
Letterkunde (research) (n=13)
Taalwetenschappen (n=40)
Taalwetenschappen (research) (n=17)
Filosofie (n=21)
Theologie & Religiewetenschappen (n=11)
Kunst- & cultuurwetenschappen (research (n=53)
Mediastudies (n=24)
Mediastudies (research) (n=19)
Communicatie- & Informatiewetenschappen (n=24)
Neerlandistiek (n=12)
Neerlandistiek (research) (n=15)
Geschiedenis (n=27)

Masterprogram 66061 LIVM

Literair vertalen Vertaalwetenschap

Content & organisation

2018	2021		Netherlands	Faculty
	4.00	Satisfied with content		4.12
	3.67	Up-to-date		4.07
	4.17	Quality materials		4.20
	3.83	Program level	◁	4.22
	3.67	Work methods		3.95
	3.67	Can broaden/deepen		4.04
	4.00	Program coordination		3.87
	4.00	Challenging		4.09
	3.17	Shape your own program	◁	3.80

Connection to practice

	3.83	Satisfied with practice	3.59
	3.50	Skills for practice	3.52
	3.67	Link to professionals	3.64

Teachers

	4.67	Satisfied with teachers	4.32 ▷
	4.33	Involvement	4.34
	4.33	Didactic skills	4.22
	4.67	Content expertise	4.59
	4.17	Practice knowledge	3.98
	3.83	Supportive	4.09
	4.33	Inspiring	4.09
	4.50	Understandable	4.19
	3.67	Encourage questions	4.29

Counseling

2018	2021		Netherlands	Faculty
		Satisfied with counseling		4.06
		Opportunity		4.09
		Quality		4.05

Assessment

	3.67	Satisfied with assessment	3.94
	4.17	Exam matches content	4.09
	4.50	Clear criteria	3.77 ▷
	3.83	Quality knowledge exam	4.00
	4.17	Quality practice exam	3.90
	4.00	Exam form follows content	4.04
	4.50	Feedback on exams	3.86 ▶

Engagement & contact

	4.33	Teachers reachable	4.19
	4.17	Feedback	3.98
	4.17	Feel safe	4.22
	4.17	Feel at home	3.87
	4.50	Feel inspired	4.14 ▷
	3.83	Regularly engaged	4.21
	4.00	Involved outside lessons	3.96
	3.83	Feedback appreciated	4.03
	4.00	Course evaluations	4.29

General

	4.17	Information	3.94
	3.00	Facilities	3.54
	3.33	Study pressure	3.54

"study pressure" is coded as: 1=too low, 3=good, 5=too high

data analysis:
Jeroen Fokker - Departement Computer Science - Utrecht University
Hossein Al Mahmoudi - UBD Teaching Policy - Utrecht University

Master program 66061 PVTM

Professioneel vertalen

Vertaalwetenschap

Nationale Studenten Enquete 2021

Universiteit Utrecht

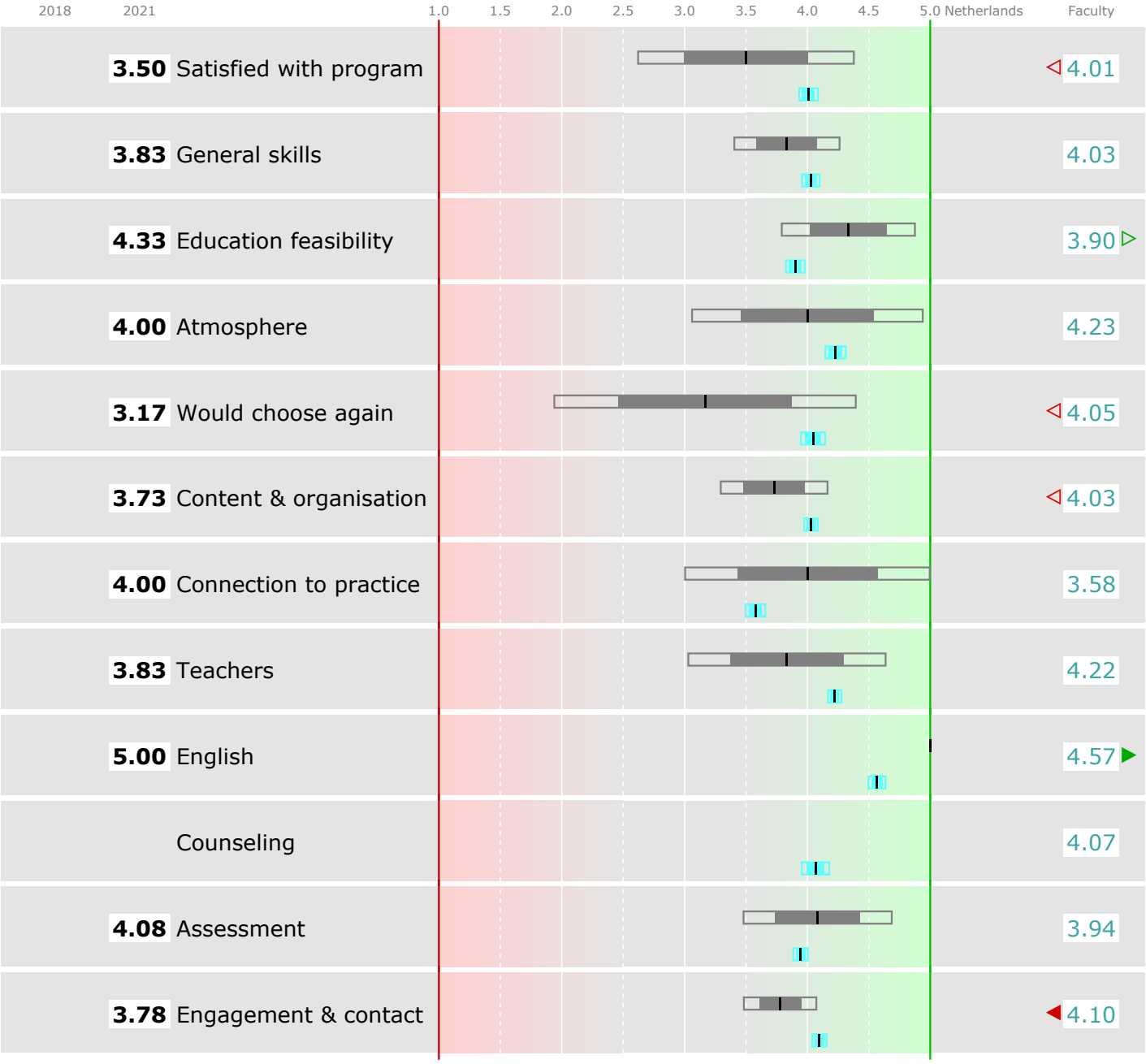

Response: 6 out of 23 = 26.1%

Compared to previous years

- program in 2018 (n=0)
- PVTM in 2021 (n=6)
- 95% confidence interval
- 80% confidence interval

The UU program in 2021 is...

- ▶ probably better
- ▷ possibly better
- ◁ possibly worse
- ◀ probably worse

...than the comparison group

Compared to Master program in faculty GW

- Faculty GW

Kunst- & cultuurwetenschappen (n=72)
Filosofie (research) (n=6)
Geschiedenis (research) (n=32)
Internationale betrekkingen (n=45)
Letterkunde (n=14)
Letterkunde (research) (n=13)
Taalwetenschappen (n=40)
Taalwetenschappen (research) (n=17)
Filosofie (n=21)
Theologie & Religiewetenschappen (n=11)
Kunst- & cultuurwetenschappen (research (n=53)
Mediastudies (n=24)
Mediastudies (research) (n=19)
Communicatie- & Informatiewetenschappen (n=24)
Neerlandistiek (n=12)
Neerlandistiek (research) (n=15)
Geschiedenis (n=27)

Masterprogram 66061 PVTM

Professioneel vertalen Vertaalwetenschap

Content & organisation

2018	2021		Netherlands	Faculty
	3.67	Satisfied with content		4.12
	3.50	Up-to-date		4.07
	4.00	Quality materials		4.20
	3.50	Program level		4.22
	3.83	Work methods		3.95
	3.67	Can broaden/deepen	◁	4.04
	3.83	Program coordination		3.87
	4.33	Challenging		4.09
	3.17	Shape your own program	◀	3.80

Connection to practice

	3.83	Satisfied with practice	3.59
	3.83	Skills for practice	3.52
	4.17	Link to professionals	3.64

Teachers

	3.83	Satisfied with teachers	◁ 4.32
	4.00	Involvement	4.34
	4.17	Didactic skills	4.22
	4.33	Content expertise	4.59
	3.67	Practice knowledge	3.98
	3.50	Supportive	4.09
	3.50	Inspiring	◁ 4.09
	3.67	Understandable	◁ 4.19
	3.83	Encourage questions	4.29

Counseling

2018	2021		Netherlands	Faculty
		Satisfied with counseling		4.06
		Opportunity		4.09
		Quality		4.05

Assessment

	3.83	Satisfied with assessment	3.94
	4.17	Exam matches content	4.09
	3.67	Clear criteria	3.77
	4.17	Quality knowledge exam	4.00
	4.17	Quality practice exam	3.90
	4.17	Exam form follows content	4.04
	4.17	Feedback on exams	3.86

Engagement & contact

	4.00	Teachers reachable	4.19
	4.17	Feedback	3.98
	4.00	Feel safe	4.22
	3.50	Feel at home	◁ 3.87
	3.50	Feel inspired	◀ 4.14
	4.00	Regularly engaged	4.21
	3.17	Involved outside lessons	◁ 3.96
	3.83	Feedback appreciated	4.03
	3.83	Course evaluations	4.29

General

	3.67	Information	3.94
	3.33	Facilities	3.54
	3.33	Study pressure	3.54

"study pressure" is coded as: 1=too low, 3=good, 5=too high

data analysis:
Jeroen Fokker - Departement Computer Science - Utrecht University
Hossein Al Mahmoudi - UBD Teaching Policy - Utrecht University

Master program 66157

Farmacie

Nationale Studenten Enquete 2021

Universiteit Utrecht

2018	2021		Netherlands	Faculty
3.85	**3.90**	Satisfied with program	3.79	3.82
3.93 ▶	**4.10**	General skills	3.92 ▶	3.86 ▶
3.29 ▶	**3.73**	Education feasibility	3.44 ▶	◀ 3.90
4.12	**4.05**	Atmosphere	4.01	3.94 ▷
4.05	**4.08**	Would choose again	3.98	3.96
3.80	**3.85**	Content & organisation	3.77	3.91
3.69 ▶	**3.99**	Connection to practice	3.70 ▶	3.43 ▶
3.52 ▶	**3.87**	Teachers	◁ 3.98	◁ 3.95
3.46	**3.39**	English	3.36	◀ 4.29
3.31 ▶	**3.72**	Counseling	3.50 ▷	◀ 3.90
3.47	**3.57**	Assessment	3.64	◀ 3.78
	3.96	Engagement & contact	3.90	3.97

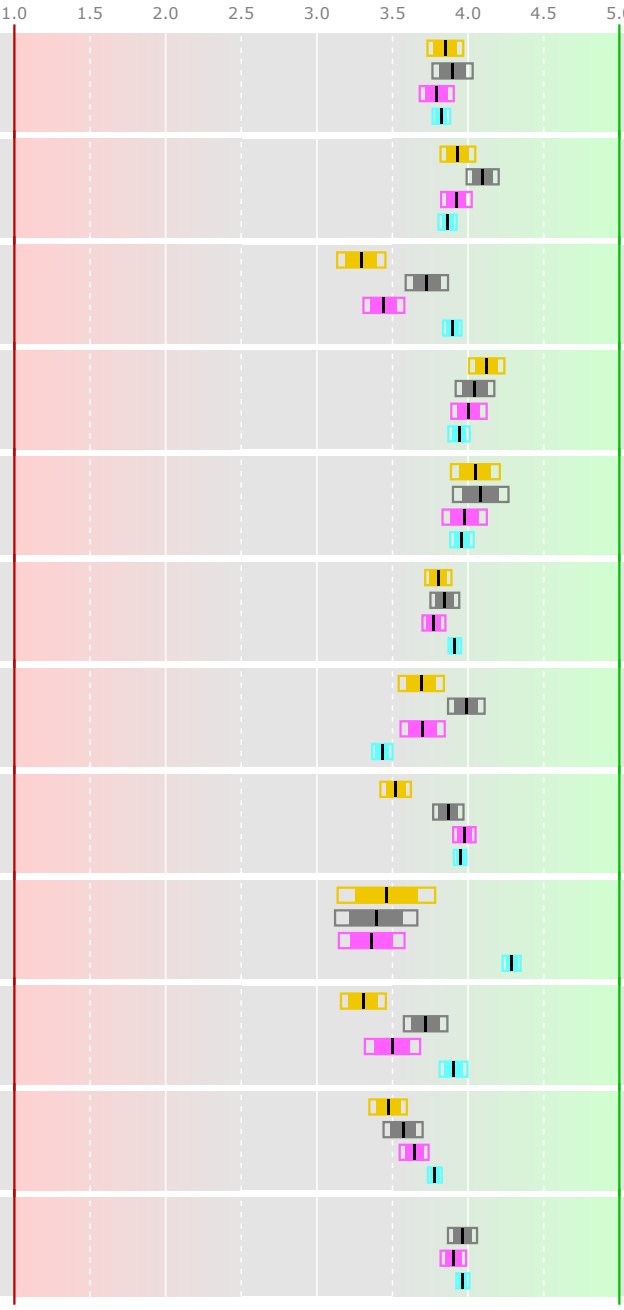

Response: 136 out of 441 = 30.8%

Compared to previous years

- program in 2018 (n=166)
- program in 2021 (n=136)
- 95% confidence interval
- 80% confidence interval

The UU program in 2021 is...

- ▶ probably better
- ▷ possibly better
- ◁ possibly worse
- ◀ probably worse

...than the comparison group

Compared to similar programs in NL

- Netherlands

Leiden: Farmacie (n=64)
Groningen: Farmacie (n=124)

Compared to Master program in faculty Beta

- Faculty Beta

Physics (n=83)
Biologische Wetenschappen (n=7)
Pharmaceutical Sciences (n=4)
Mathematische Wetenschappen (n=48)
Chemische Wetenschappen (n=43)
Natuurwetenschappen en Bedrijf (n=50)
History and Philosophy of Science (n=26)
Information Science (n=84)
Applied Data Science (n=34)
Informatica (n=69)
Artificial Intelligence (n=96)
Biosciences (n=193)

Masterprogram 66157

Farmacie

Content & organisation

2018	2021		Netherlands	Faculty
3.85 ▶	**4.14**	Satisfied with content	4.06	3.97 ▶
3.82 ▶	**4.12**	Up-to-date	4.08	3.98 ▶
3.81 ▶	**4.02**	Quality materials	4.02	3.99
3.97 ▷	**4.09**	Program level	4.10	4.01
3.71 ▶	**3.95**	Work methods	3.83 ▷	3.80 ▶
3.29 ▶	**3.75**	Can broaden/deepen	3.57 ▷	◀ 4.05
	3.65	Program coordination	3.66	3.40 ▶
3.56 ▶	**4.02**	Challenging	4.02	3.90 ▷
3.08	**3.16**	Shape your own program	2.91 ▶	◀ 4.16

Connection to practice

2018	2021		Netherlands	Faculty
3.59 ▶	**3.82**	Satisfied with practice	3.66 ▷	3.44 ▶
3.71 ▶	**4.03**	Skills for practice	3.74 ▶	3.46 ▶
3.71 ▶	**3.95**	Link to professionals	3.66 ▶	3.40 ▶

Teachers

2018	2021		Netherlands	Faculty
3.63 ▶	**3.84**	Satisfied with teachers	◀ 4.04	◀ 3.99
3.42 ▶	**3.78**	Involvement	◁ 3.91	◀ 3.95
3.48 ▶	**3.71**	Didactic skills	◀ 3.88	3.79
3.79 ▶	**4.18**	Content expertise	◀ 4.34	◀ 4.46
3.85 ▶	**4.16**	Practice knowledge	4.20	3.85 ▶
3.53 ▶	**3.75**	Supportive	3.81	3.78
3.38	**3.49**	Inspiring	3.60	◀ 3.76
	3.98	Understandable	4.05	3.86 ▷
	3.91	Encourage questions	4.01	◀ 4.14

Counseling

2018	2021		Netherlands	Faculty
3.27 ▶	**3.66**	Satisfied with counseling	3.36 ▶	3.73
3.51 ▶	**3.85**	Opportunity	3.59 ▶	3.94
3.40 ▷	**3.58**	Quality	3.41 ▷	◀ 3.86

Assessment

2018	2021		Netherlands	Faculty
3.25 ▶	**3.52**	Satisfied with assessment	3.55	◀ 3.74
3.45	**3.56**	Exam matches content	3.68	◀ 3.87
3.36	**3.50**	Clear criteria	3.58	◀ 3.79
3.63 ▷	**3.82**	Quality knowledge exam	3.72	3.79
3.44	**3.58**	Quality practice exam	◀ 3.78	◁ 3.74
	3.68	Exam form follows content	3.75	◁ 3.85
3.24	**3.29**	Feedback on exams	3.37	◀ 3.64

Engagement & contact

2018	2021		Netherlands	Faculty
3.47 ▶	**4.03**	Teachers reachable	4.07	◀ 4.23
	3.58	Feedback	3.59	◀ 3.79
	4.14	Feel safe	4.12	◁ 4.27
	3.93	Feel at home	◁ 4.07	3.83
	4.02	Feel inspired	3.94	3.99
	4.26	Regularly engaged	3.99 ▶	3.95 ▶
	3.89	Involved outside lessons	3.53 ▶	3.58 ▶
	3.76	Feedback appreciated	3.81	◁ 3.90
3.14 ▶	**4.03**	Course evaluations	3.99	4.14

General

2018	2021		Netherlands	Faculty
3.32 ▶	**3.67**	Information	3.57	3.60
3.58	**3.60**	Facilities	3.57	3.65
	3.60	Study pressure	3.75	3.32

"study pressure" is coded as: 1=too low, 3=good, 5=too high

Reaction of program management:
We zijn zeer blij met de resultaten van deze NSE 2021. Over de hele linie zijn de scores (aanzienlijk) beter dan in 2018. Een grote stijging is te zien op de onderdelen Studeerbaarheid, Aansluiting loopbaan, Docenten en Begeleiding. Het lijkt erop dat de invoering van het nieuwe curriculum en de ingezette docentprofessionalisering hun vruchten afwerpen. Ik zie de mooie scores voor Docenten en Begeleiding ook als een compliment aan alle docenten die het afgelopen jaar op betrokken wijze met veel inspanningen online onderwijs hebben gegeven. Uiteraard zullen we ook kritisch kijken naar de onderdelen die minder hoog scoren. De beperkte keuzevrijheid en Nederlands als voertaal zijn inherent aan de apothekersopleiding. Maar het onderwerp waar jullie het meest kritisch op zijn, feedback op toetsen, heeft onze aandacht al – o.a. bij mondelinge toetsen en beoordeling coschappen - en hier zullen we verder mee aan de slag blijven gaan.

data analysis:
Jeroen Fokker - Departement Computer Science - Utrecht University
Hossein Al Mahmoudi - UBD Teaching Policy - Utrecht University

Master program 66451

Nederlands Recht

Nationale Studenten Enquete 2021

Universiteit Utrecht

2018	2021		Netherlands	Faculty
◀ 4.10	**3.81**	Satisfied with program	◀ 3.99	3.90
3.85	**3.70**	General skills	3.56 ▷	◀ 3.93
3.58	**3.71**	Education feasibility	◀ 3.97	3.80
◀ 4.26	**3.99**	Atmosphere	3.81 ▷	3.94
◁ 4.23	**3.88**	Would choose again	◀ 4.15	3.97
◁ 3.99	**3.87**	Content & organisation	3.93	3.88
◀ 3.20	**2.78**	Connection to practice	◁ 2.93	◀ 3.43
3.98	**3.95**	Teachers	3.98	4.02
3.80	**3.43**	English	3.59	◀ 4.27
3.48	**3.82**	Counseling	3.68	3.86
3.62	**3.55**	Assessment	◀ 3.75	◁ 3.66
	3.93	Engagement & contact	3.92	3.98

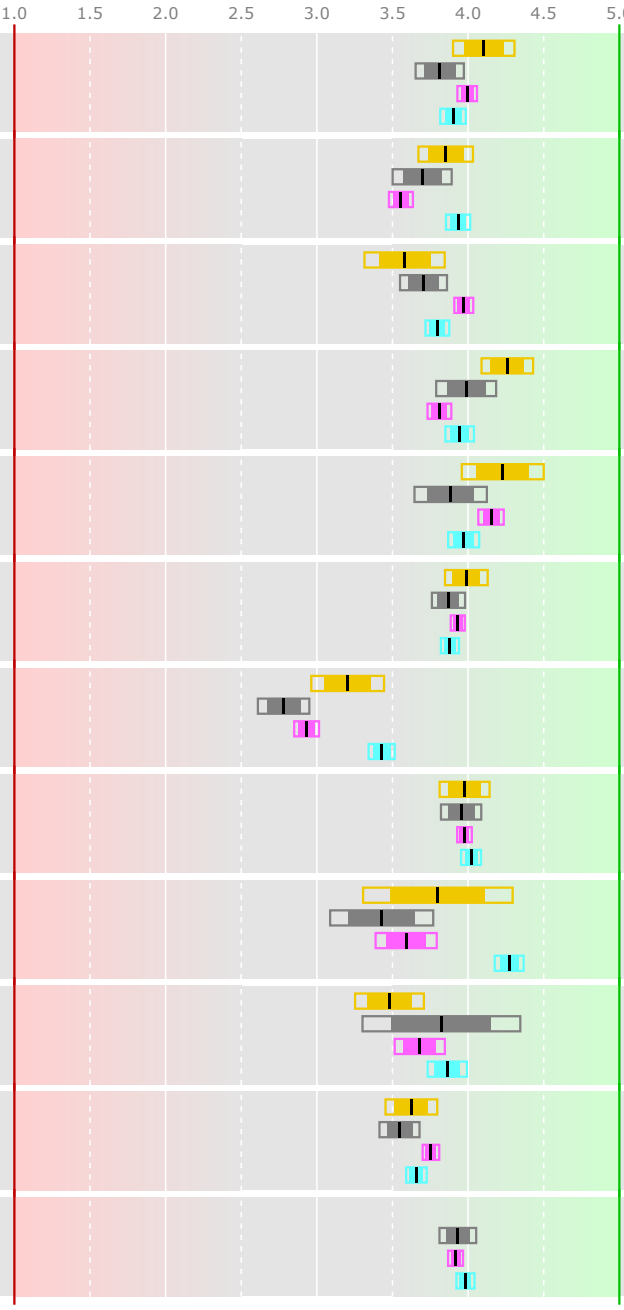

Response: 80 out of 334 = 24.0%

Compared to previous years

- program in 2018 (n=58)
- program in 2021 (n=80)
- 95% confidence interval
- 80% confidence interval

The UU program in 2021 is...

- ▶ probably better
- ▷ possibly better
- ◁ possibly worse
- ◀ probably worse

...than the comparison group

Compared to similar programs in NL

- Netherlands

Groningen: Nederlands Recht (n=182)
Maastricht: Nederlands Recht (n=44)
Nijmegen: Nederlands Recht (n=273)

Compared to Master program in faculty REBO

- Faculty REBO

Economics of Competition and Regulation (n=3)
Economics of Public Policy and Manageme (n=20)
Research in Public Administration and O (n=8)
Bestuurs- en Organisatiewetenschap (n=94)
European Law (n=44)
International Economics and Business (n=111)
Recht en onderneming (n=21)
Law and Economics (n=15)
Legal Research (research) (n=12)
Public International Law (n=52)
Multidisciplinary Economics (research) (n=10)
Criminologie (n=36)
Notarieel Recht (n=11)
Bestuurs- en Organisatiewetenschap (dee (n=25)

Masterprogram 66451

Nederlands Recht

Content & organisation

2018	2021		Netherlands	Faculty
4.13	**4.00**	Satisfied with content	◁4.11	4.05
4.26	**4.12**	Up-to-date	4.18	4.13
4.06	**4.09**	Quality materials	4.15	4.00
4.17	**4.09**	Program level	◁4.24	4.01
3.72	**3.58**	Work methods	3.66	◁3.78
3.60▷	**3.81**	Can broaden/deepen	3.82	◁3.97
	3.68	Program coordination	3.64	3.72
3.81▷	**4.08**	Challenging	4.11	3.93▷
3.60	**3.53**	Shape your own program	3.63	3.49

Connection to practice

3.17	**3.09**	Satisfied with practice	3.17	◀3.55
◁3.22	**2.96**	Skills for practice	2.97	◀3.53
◀3.24	**2.60**	Link to professionals	◀2.89	◀3.33

Teachers

4.22	**4.12**	Satisfied with teachers	4.24	4.03
3.88	**3.87**	Involvement	3.57▶	◁4.01
4.04	**3.96**	Didactic skills	4.04	3.96
4.48	**4.45**	Content expertise	◁4.57	4.36
4.18	**4.12**	Practice knowledge	4.18	3.93▷
◁3.92	**3.68**	Supportive	3.62	◁3.88
◁3.90	**3.66**	Inspiring	◁3.84	3.75
	3.93	Understandable	◀4.11	4.04
	3.99	Encourage questions	3.89	◀4.21

Counseling

2018	2021		Netherlands	Faculty
3.51	**3.56**	Satisfied with counseling	3.49	3.83
3.80	**3.65**	Opportunity	3.73	3.91
3.64▷	**4.00**	Quality	3.63▷	3.82

Assessment

◁3.61	**3.36**	Satisfied with assessment	◀3.72	◁3.55
3.60	**3.50**	Exam matches content	◀3.91	◀3.75
3.46	**3.51**	Clear criteria	◀3.74	3.59
3.72	**3.68**	Quality knowledge exam	◀3.91	3.72
◁3.72	**3.51**	Quality practice exam	3.57	3.60
	3.60	Exam form follows content	◀3.88	◁3.77
◁3.70	**3.47**	Feedback on exams	3.49	3.53

Engagement & contact

3.76▷	**4.04**	Teachers reachable	3.97	◀4.24
	3.49	Feedback	3.54	◀3.76
	4.15	Feel safe	4.20	4.19
	3.97	Feel at home	4.05	3.80▷
	3.99	Feel inspired	4.07	3.97
	4.21	Regularly engaged	4.12	4.11
	3.62	Involved outside lessons	◁3.86	3.70
	3.94	Feedback appreciated	3.62▶	3.93
3.14▶	**4.03**	Course evaluations	3.82▷	◁4.17

General

3.76	**3.77**	Information	3.75	3.85
◁3.76	**3.54**	Facilities	◀3.84	3.31▶
	3.49	Study pressure	3.35	3.55

"study pressure" is coded as: 1=too low, 3=good, 5=too high

data analysis:
Jeroen Fokker - Departement Computer Science - Utrecht University
Hossein Al Mahmoudi - UBD Teaching Policy - Utrecht University

Master program 66451 NRBM

Staats- en bestuursrecht

Nederlands Recht

Nationale Studenten Enquete 2021

Universiteit Utrecht

2018	2021		Netherlands	Faculty
4.10	**4.09**	Satisfied with program	3.99	3.90
3.85	**3.73**	General skills	3.56	3.93
3.58	**3.73**	Education feasibility	◁ 3.97	3.80
4.26	**4.18**	Atmosphere	3.81 ▷	3.94
4.23	**4.27**	Would choose again	4.15	3.97
3.99	**3.95**	Content & organisation	3.93	3.88
3.20	**3.06**	Connection to practice	2.93	3.43
3.98 ▷	**4.27**	Teachers	3.98 ▷	4.02
3.80	**3.33**	English	3.59	◁ 4.27
3.48 ▷	**4.50**	Counseling	3.68 ▷	3.86 ▷
3.62	**3.50**	Assessment	3.75	3.66
	4.01	Engagement & contact	3.92	3.98

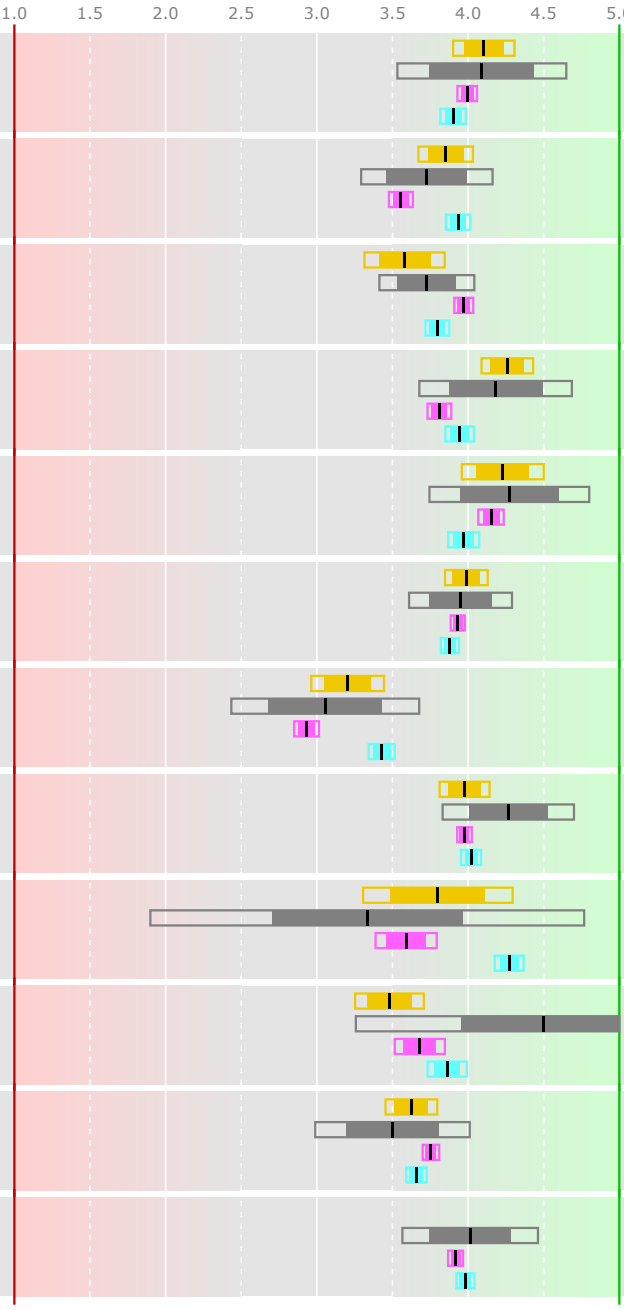

Response: 11 out of 54 = 20.4%

Compared to previous years

- program in 2018 (n=58)
- NRBM in 2021 (n=11)
- 95% confidence interval
- 80% confidence interval

The UU program in 2021 is...

- ▶ probably better
- ▷ possibly better
- ◁ possibly worse
- ◀ probably worse

...than the comparison group

Compared to similar programs in NL

- Netherlands

Groningen: Nederlands Recht (n=182)
Maastricht: Nederlands Recht (n=44)
Nijmegen: Nederlands Recht (n=273)

Compared to Master program in faculty REBO

- Faculty REBO

Economics of Competition and Regulation (n=3)
Economics of Public Policy and Manageme (n=20)
Research in Public Administration and O (n=8)
Bestuurs- en Organisatiewetenschap (n=94)
European Law (n=44)
International Economics and Business (n=111)
Recht en onderneming (n=21)
Law and Economics (n=15)
Legal Research (research) (n=12)
Public International Law (n=52)
Multidisciplinary Economics (research) (n=10)
Criminologie (n=36)
Notarieel Recht (n=11)
Bestuurs- en Organisatiewetenschap (dee (n=25)

Masterprogram 66451 NRBM

Staats- en bestuursrecht Nederlands Recht

Content & organisation

2018	2021		Netherlands	Faculty
4.13	**4.09**	Satisfied with content	4.11	4.05
4.26	**4.45**	Up-to-date	4.18 ▷	4.13 ▷
4.06 ▷	**4.45**	Quality materials	4.15 ▷	4.00 ▶
4.17	**4.36**	Program level	4.24	4.01 ▷
3.72	**3.64**	Work methods	3.66	3.78
3.60	**3.80**	Can broaden/deepen	3.82	3.97
	2.90	Program coordination	◀ 3.64	◀ 3.72
3.81 ▷	**4.20**	Challenging	4.11	3.93
3.60	**3.70**	Shape your own program	3.63	3.49

Connection to practice

◁ 3.17	**2.82**	Satisfied with practice	◁ 3.17	◀ 3.55
3.22	**3.00**	Skills for practice	2.97	◁ 3.53
3.24	**3.11**	Link to professionals	2.89	3.33

Teachers

4.22 ▷	**4.55**	Satisfied with teachers	4.24 ▷	4.03 ▶
3.88	**4.11**	Involvement	3.57 ▷	4.01
4.04 ▶	**4.56**	Didactic skills	4.04 ▶	3.96 ▶
4.48 ▶	**4.89**	Content expertise	4.57 ▶	4.36 ▶
4.18	**4.22**	Practice knowledge	4.18	3.93
3.92	**4.12**	Supportive	3.62 ▷	3.88
3.90	**4.12**	Inspiring	3.84	3.75
	4.00	Understandable	◀ 4.11	4.04
	4.12	Encourage questions	3.89	4.21

Counseling

2018	2021		Netherlands	Faculty
3.51 ▷	**4.67**	Satisfied with counseling	3.49 ▷	3.83 ▷
3.80 ▷	**4.67**	Opportunity	3.73 ▷	3.91 ▷
3.64 ▷	**4.33**	Quality	3.63 ▷	3.82

Assessment

3.61	**3.45**	Satisfied with assessment	3.72	3.55
3.60	**3.38**	Exam matches content	◁ 3.91	◁ 3.75
3.46	**3.62**	Clear criteria	3.74	3.59
3.72	**3.75**	Quality knowledge exam	3.91	3.72
3.72	**3.62**	Quality practice exam	3.57	3.60
	3.12	Exam form follows conten	◀ 3.88	◁ 3.77
3.70	**3.50**	Feedback on exams	3.49	3.53

Engagement & contact

3.76 ▶	**4.38**	Teachers reachable	3.97 ▷	4.24
	3.38	Feedback	3.54	3.76
	4.38	Feel safe	4.20	4.19
	3.62	Feel at home	4.05	3.80
	4.00	Feel inspired	4.07	3.97
	4.38	Regularly engaged	4.12	4.11
	3.88	Involved outside lessons	3.86	3.70
	4.00	Feedback appreciated	3.62	3.93
3.14 ▶	**4.12**	Course evaluations	3.82	4.17

General

3.76	**3.55**	Information	3.75	◁ 3.85
3.76	**3.55**	Facilities	◁ 3.84	3.31
	3.40	Study pressure	3.35	3.55

"study pressure" is coded as: 1=too low, 3=good, 5=too high

data analysis:
Jeroen Fokker - Departement Computer Science - Utrecht University
Hossein Al Mahmoudi - UBD Teaching Policy - Utrecht University

Master program 66451 NRIM

Nationale Studenten Enquete 2021

Intellectueel eigendomsrecht, innovatie en technologi

Nederlands Recht

Universiteit Utrecht

2018	2021		Netherlands	Faculty
4.10	**3.92**	Satisfied with program	3.99	3.90
◁ 3.85	**3.50**	General skills	3.56	◁ 3.93
3.58	**3.83**	Education feasibility	3.97	3.80
4.26	**4.42**	Atmosphere	3.81 ▶	3.94 ▶
4.23	**4.00**	Would choose again	4.15	3.97
3.99	**3.92**	Content & organisation	3.93	3.88
3.20	**2.88**	Connection to practice	2.93	◁ 3.43
3.98 ▷	**4.25**	Teachers	3.98 ▷	4.02 ▷
3.80	**3.75**	English	3.59	◁ 4.27
3.48	**3.50**	Counseling	3.68	3.86
3.62	**3.46**	Assessment	◁ 3.75	3.66
	4.07	Engagement & contact	3.92	3.98

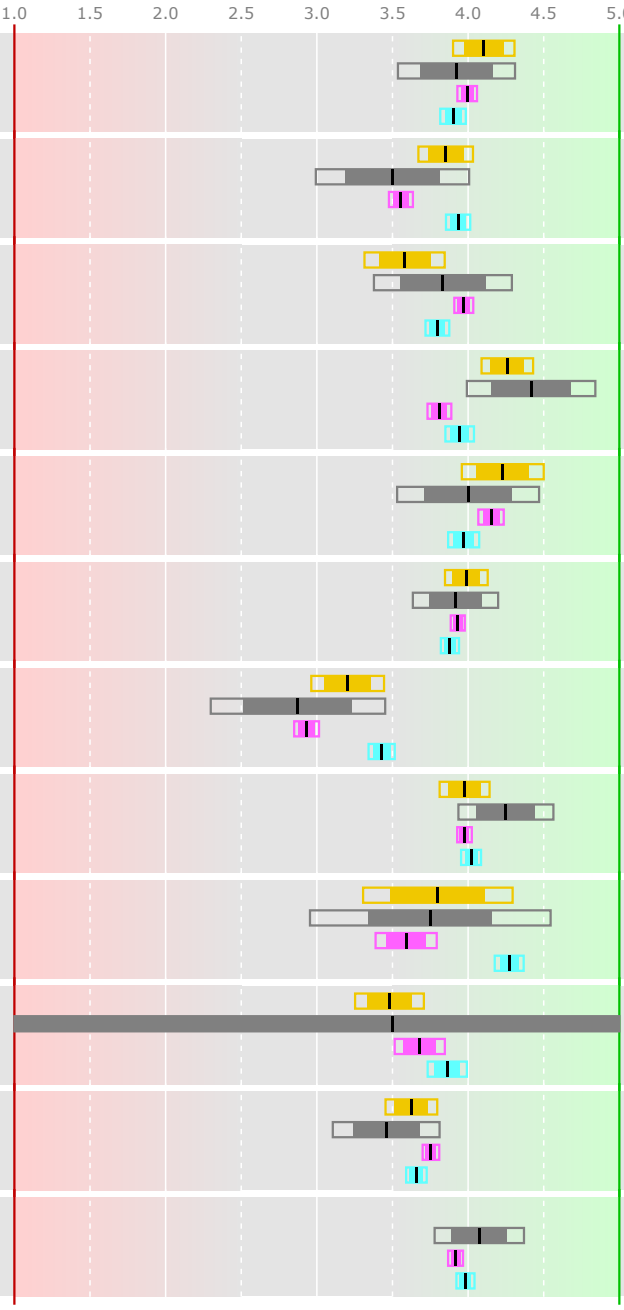

Response: 13 out of 44 = 29.5%

Compared to previous years

- program in 2018 (n=58)
- NRIM in 2021 (n=13)
- 95% confidence interval
- 80% confidence interval

The UU program in 2021 is...

- ▶ probably better
- ▷ possibly better
- ◁ possibly worse
- ◀ probably worse

...than the comparison group

Compared to similar programs in NL

- Netherlands

Groningen: Nederlands Recht (n=182)
Maastricht: Nederlands Recht (n=44)
Nijmegen: Nederlands Recht (n=273)

Compared to Master program in faculty REBO

- Faculty REBO

Economics of Competition and Regulation (n=3)
Economics of Public Policy and Manageme (n=20)
Research in Public Administration and O (n=8)
Bestuurs- en Organisatiewetenschap (n=94)
European Law (n=44)
International Economics and Business (n=111)
Recht en onderneming (n=21)
Law and Economics (n=15)
Legal Research (research) (n=12)
Public International Law (n=52)
Multidisciplinary Economics (research) (n=10)
Criminologie (n=36)
Notarieel Recht (n=11)
Bestuurs- en Organisatiewetenschap (dee (n=25)

Masterprogram 66451 NRIM

Intellectueel eigendomsrecht, innovatie en technologie Nederlands Recht

Content & organisation

2018	2021		Netherlands	Faculty
4.13	**3.83**	Satisfied with content	4.11	4.05
4.26	**4.00**	Up-to-date	4.18	4.13
4.06	**4.25**	Quality materials	4.15	4.00 ▷
4.17	**4.17**	Program level	4.24	4.01
3.72	**3.33**	Work methods	3.66	◁ 3.78
3.60 ▷	**3.83**	Can broaden/deepen	3.82	3.97
	3.75	Program coordination	3.64	3.72
3.81 ▷	**4.08**	Challenging	4.11	3.93
3.60	**3.92**	Shape your own program	3.63	3.49 ▷

Connection to practice

2018	2021		Netherlands	Faculty
3.17	**3.00**	Satisfied with practice	3.17	◁ 3.55
◁ 3.22	**2.67**	Skills for practice	2.97	◀ 3.53
3.24	**3.08**	Link to professionals	2.89	3.33

Teachers

2018	2021		Netherlands	Faculty
4.22	**4.17**	Satisfied with teachers	4.24	4.03
3.88 ▶	**4.42**	Involvement	3.57 ▶	4.01 ▷
4.04	**3.83**	Didactic skills	4.04	3.96
4.48	**4.67**	Content expertise	4.57	4.36 ▷
4.18	**4.50**	Practice knowledge	4.18	3.93 ▷
3.92	**3.83**	Supportive	3.62	3.88
3.90 ▷	**4.17**	Inspiring	3.84 ▷	3.75 ▶
	4.08	Understandable	4.11	4.04
	4.50	Encourage questions	3.89 ▶	4.21 ▷

Counseling

2018	2021		Netherlands	Faculty
◁ 3.51	**3.00**	Satisfied with counseling	◁ 3.49	◁ 3.83
3.80	**3.00**	Opportunity	3.73	3.91
3.64	**4.00**	Quality	3.63	3.82

Assessment

2018	2021		Netherlands	Faculty
◁ 3.61	**3.25**	Satisfied with assessment	◁ 3.72	3.55
◁ 3.60	**3.25**	Exam matches content	◀ 3.91	◀ 3.75
3.46	**3.17**	Clear criteria	◁ 3.74	3.59
3.72	**3.58**	Quality knowledge exam	◁ 3.91	3.72
3.72	**3.67**	Quality practice exam	3.57	3.60
	3.75	Exam form follows content	3.88	3.77
3.70	**3.33**	Feedback on exams	3.49	3.53

Engagement & contact

2018	2021		Netherlands	Faculty
3.76 ▶	**4.42**	Teachers reachable	3.97 ▶	4.24
	3.42	Feedback	3.54	3.76
	4.50	Feel safe	4.20 ▷	4.19 ▷
	4.33	Feel at home	4.05 ▷	3.80 ▶
	4.08	Feel inspired	4.07	3.97
	4.00	Regularly engaged	4.12	4.11
	3.42	Involved outside lessons	◁ 3.86	3.70
	4.08	Feedback appreciated	3.62 ▶	3.93
3.14 ▶	**4.42**	Course evaluations	3.82 ▶	4.17 ▷

General

2018	2021		Netherlands	Faculty
3.76	**3.92**	Information	3.75	3.85
◀ 3.76	**3.25**	Facilities	◀ 3.84	3.31
	3.17	Study pressure	3.35	3.55

"study pressure" is coded as: 1=too low, 3=good, 5=too high

data analysis:
Jeroen Fokker - Departement Computer Science - Utrecht University
Hossein Al Mahmoudi - UBD Teaching Policy - Utrecht University

Master program 66451 NRPM

Privaatrecht

Nederlands Recht

Nationale Studenten Enquete 2021

Universiteit Utrecht

2018	2021		Netherlands	Faculty
◀ 4.10	**3.79**	Satisfied with program	◁ 3.99	3.90
3.85	**3.82**	General skills	3.56 ▷	3.93
3.58	**3.70**	Education feasibility	◁ 3.97	3.80
◁ 4.26	**3.93**	Atmosphere	3.81	3.94
◀ 4.23	**3.59**	Would choose again	◀ 4.15	◁ 3.97
3.99	**3.86**	Content & organisation	3.93	3.88
◁ 3.20	**2.93**	Connection to practice	2.93	◀ 3.43
3.98	**3.91**	Teachers	3.98	4.02
◁ 3.80	**3.10**	English	3.59	◀ 4.27
3.48	**3.69**	Counseling	3.68	3.86
3.62	**3.46**	Assessment	◀ 3.75	◁ 3.66
	3.93	Engagement & contact	3.92	3.98

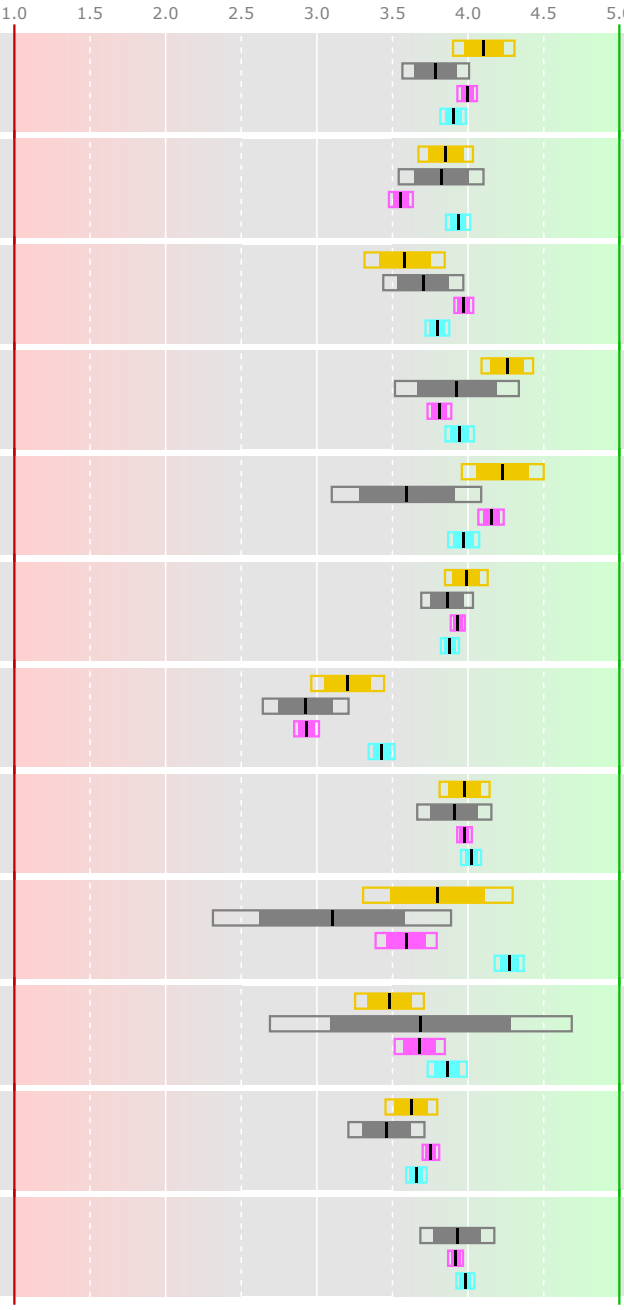

Response: 28 out of 137 = 20.4%

Compared to previous years

- program in 2018 (n=58)
- NRPM in 2021 (n=28)
- 95% confidence interval
- 80% confidence interval

The UU program in 2021 is...

- ▶ probably better
- ▷ possibly better
- ◁ possibly worse
- ◀ probably worse

...than the comparison group

Compared to similar programs in NL

- Netherlands

Groningen: Nederlands Recht (n=182)
Maastricht: Nederlands Recht (n=44)
Nijmegen: Nederlands Recht (n=273)

Compared to Master program in faculty REBO

- Faculty REBO

Economics of Competition and Regulation (n=3)
Economics of Public Policy and Manageme (n=20)
Research in Public Administration and O (n=8)
Bestuurs- en Organisatiewetenschap (n=94)
European Law (n=44)
International Economics and Business (n=111)
Recht en onderneming (n=21)
Law and Economics (n=15)
Legal Research (research) (n=12)
Public International Law (n=52)
Multidisciplinary Economics (research) (n=10)
Criminologie (n=36)
Notarieel Recht (n=11)
Bestuurs- en Organisatiewetenschap (dee (n=25)

Masterprogram 66451 NRPM

Privaatrecht
Nederlands Recht

Content & organisation

2018	2021		Netherlands	Faculty
4.13	**4.00**	Satisfied with content	4.11	4.05
4.26	**4.15**	Up-to-date	4.18	4.13
4.06	**3.96**	Quality materials	◁4.15	4.00
4.17	**4.11**	Program level	4.24	4.01
3.72	**3.59**	Work methods	3.66	3.78
3.60▷	**3.89**	Can broaden/deepen	3.82	3.97
	3.78	Program coordination	3.64	3.72
3.81	**4.07**	Challenging	4.11	3.93
3.60	**3.33**	Shape your own program	◁3.63	3.49

Connection to practice

2018	2021		Netherlands	Faculty
3.17	**3.39**	Satisfied with practice	3.17	3.55
3.22	**3.22**	Skills for practice	2.97▷	◁3.53
◀3.24	**2.63**	Link to professionals	◁2.89	◀3.33

Teachers

2018	2021		Netherlands	Faculty
4.22	**3.96**	Satisfied with teachers	◁4.24	4.03
3.88	**3.67**	Involvement	3.57	◁4.01
4.04	**3.93**	Didactic skills	4.04	3.96
4.48	**4.48**	Content expertise	4.57	4.36
4.18	**4.26**	Practice knowledge	4.18	3.93▶
3.92	**3.65**	Supportive	3.62	3.88
◀3.90	**3.46**	Inspiring	◀3.84	◁3.75
	4.00	Understandable	4.11	4.04
	3.85	Encourage questions	3.89	◀4.21

Counseling

2018	2021		Netherlands	Faculty
3.51	**3.33**	Satisfied with counseling	3.49	◁3.83
3.80	**3.50**	Opportunity	3.73	3.91
3.64	**3.88**	Quality	3.63	3.82

Assessment

2018	2021		Netherlands	Faculty
◁3.61	**3.30**	Satisfied with assessment	◀3.72	◁3.55
3.60	**3.44**	Exam matches content	◀3.91	◁3.75
3.46	**3.40**	Clear criteria	◁3.74	3.59
3.72	**3.72**	Quality knowledge exam	3.91	3.72
◁3.72	**3.40**	Quality practice exam	3.57	3.60
	3.40	Exam form follows content	◀3.88	◁3.77
◁3.70	**3.40**	Feedback on exams	3.49	3.53

Engagement & contact

2018	2021		Netherlands	Faculty
3.76	**3.96**	Teachers reachable	3.97	◁4.24
	3.56	Feedback	3.54	3.76
	4.08	Feel safe	4.20	4.19
	4.04	Feel at home	4.05	3.80
	4.04	Feel inspired	4.07	3.97
	4.24	Regularly engaged	4.12	4.11
	3.46	Involved outside lessons	◁3.86	3.70
	4.04	Feedback appreciated	3.62▶	3.93
3.14▶	**4.08**	Course evaluations	3.82▷	4.17

General

2018	2021		Netherlands	Faculty
3.76	**3.70**	Information	3.75	3.85
3.76	**3.67**	Facilities	3.84	3.31▶
	3.67	Study pressure	3.35	3.55

"study pressure" is coded as: 1=too low, 3=good, 5=too high

data analysis:
Jeroen Fokker - Departement Computer Science - Utrecht University
Hossein Al Mahmoudi - UBD Teaching Policy - Utrecht University

Master program 66451 NRSM

Strafrecht

Nederlands Recht

Nationale Studenten Enquete 2021

Universiteit Utrecht

2018	2021		Netherlands	Faculty
◀ 4.10	**3.68**	Satisfied with program	◁ 3.99	◁ 3.90
3.85	**3.64**	General skills	3.56	◁ 3.93
3.58	**3.64**	Education feasibility	◀ 3.97	3.80
◀ 4.26	**3.79**	Atmosphere	3.81	3.94
4.23	**3.96**	Would choose again	4.15	3.97
3.99	**3.83**	Content & organisation	3.93	3.88
◀ 3.20	**2.50**	Connection to practice	◀ 2.93	◀ 3.43
◁ 3.98	**3.77**	Teachers	◁ 3.98	◀ 4.02
3.80	**3.64**	English	3.59	◀ 4.27
3.48	**3.75**	Counseling	3.68	3.86
3.62	**3.68**	Assessment	3.75	3.66
	3.85	Engagement & contact	3.92	◁ 3.98

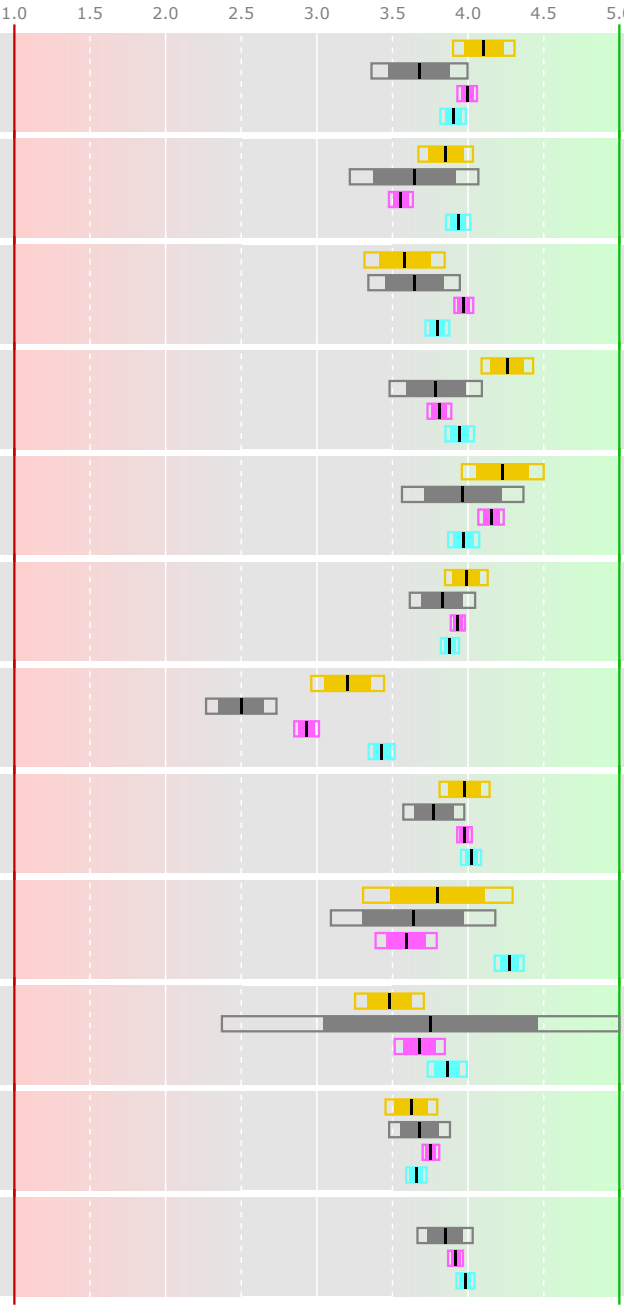

Response: 28 out of 99 = 28.3%

Compared to previous years

- program in 2018 (n=58)
- NRSM in 2021 (n=28)
- 95% confidence interval
- 80% confidence interval

The UU program in 2021 is...

- ▶ probably better
- ▷ possibly better
- ◁ possibly worse
- ◀ probably worse

...than the comparison group

Compared to similar programs in NL

- Netherlands

Groningen: Nederlands Recht (n=182)
Maastricht: Nederlands Recht (n=44)
Nijmegen: Nederlands Recht (n=273)

Compared to Master program in faculty REBO

- Faculty REBO

Economics of Competition and Regulation (n=3)
Economics of Public Policy and Manageme (n=20)
Research in Public Administration and O (n=8)
Bestuurs- en Organisatiewetenschap (n=94)
European Law (n=44)
International Economics and Business (n=111)
Recht en onderneming (n=21)
Law and Economics (n=15)
Legal Research (research) (n=12)
Public International Law (n=52)
Multidisciplinary Economics (research) (n=10)
Criminologie (n=36)
Notarieel Recht (n=11)
Bestuurs- en Organisatiewetenschap (dee (n=25)

Masterprogram 66451 NRSM

Strafrecht
Nederlands Recht

Content & organisation

2018	2021		Netherlands	Faculty
4.13	**4.04**	Satisfied with content	4.11	4.05
4.26	**4.00**	Up-to-date	4.18	4.13
4.06	**4.00**	Quality materials	4.15	4.00
◁4.17	**3.93**	Program level	◀4.24	4.01
3.72	**3.64**	Work methods	3.66	3.78
3.60	**3.71**	Can broaden/deepen	3.82	◁3.97
	3.82	Program coordination	3.64▷	3.72
3.81	**4.04**	Challenging	4.11	3.93
3.60	**3.50**	Shape your own program	3.63	3.49

Connection to practice

2018	2021		Netherlands	Faculty
3.17	**2.93**	Satisfied with practice	◁3.17	◀3.55
◁3.22	**2.81**	Skills for practice	2.97	◀3.53
◀3.24	**2.19**	Link to professionals	◀2.89	◀3.33

Teachers

2018	2021		Netherlands	Faculty
4.22	**4.07**	Satisfied with teachers	4.24	4.03
3.88	**3.74**	Involvement	3.57	◁4.01
4.04	**3.85**	Didactic skills	◁4.04	3.96
◁4.48	**4.19**	Content expertise	◀4.57	4.36
◀4.18	**3.78**	Practice knowledge	◀4.18	3.93
◀3.92	**3.52**	Supportive	3.62	◀3.88
◀3.90	**3.48**	Inspiring	◀3.84	◁3.75
	3.78	Understandable	◀4.11	◁4.04
	3.85	Encourage questions	3.89	◀4.21

Counseling

2018	2021		Netherlands	Faculty
3.51	**3.50**	Satisfied with counseling	3.49	3.83
3.80	**3.50**	Opportunity	3.73	3.91
3.64	**4.00**	Quality	3.63	3.82

Assessment

2018	2021		Netherlands	Faculty
3.61	**3.43**	Satisfied with assessment	◁3.72	3.55
3.60	**3.70**	Exam matches content	3.91	3.75
3.46▷	**3.74**	Clear criteria	3.74	3.59
3.72	**3.67**	Quality knowledge exam	◁3.91	3.72
3.72	**3.52**	Quality practice exam	3.57	3.60
	3.85	Exam form follows content	3.88	3.77
3.70	**3.59**	Feedback on exams	3.49	3.53

Engagement & contact

2018	2021		Netherlands	Faculty
3.76	**3.85**	Teachers reachable	3.97	◀4.24
	3.48	Feedback	3.54	◁3.76
	4.00	Feel safe	◁4.20	◁4.19
	3.85	Feel at home	4.05	3.80
	3.89	Feel inspired	4.07	3.97
	4.22	Regularly engaged	4.12	4.11
	3.78	Involved outside lessons	3.86	3.70
	3.78	Feedback appreciated	3.62▷	◁3.93
3.14▶	**3.78**	Course evaluations	3.82	◀4.17

General

2018	2021		Netherlands	Faculty
3.76	**3.86**	Information	3.75	3.85
3.76	**3.54**	Facilities	◀3.84	3.31▷
	3.50	Study pressure	3.35	3.55

"study pressure" is coded as: 1=too low, 3=good, 5=too high

data analysis:
Jeroen Fokker - Departement Computer Science - Utrecht University
Hossein Al Mahmoudi - UBD Teaching Policy - Utrecht University

Master program 66469

Criminologie

Nationale Studenten Enquete 2021

Universiteit Utrecht

2018	2021		Netherlands	Faculty
◁ 3.96	**3.58**	Satisfied with program	3.86	◁ 3.91
3.71	**3.94**	General skills	3.65 ▷	3.90
◁ 3.94	**3.50**	Education feasibility	◁ 3.84	◁ 3.80
◀ 4.33	**3.71**	Atmosphere	3.86	3.97
3.94	**3.59**	Would choose again	◁ 3.99	◁ 3.98
3.73	**3.76**	Content & organisation	3.79	3.89
2.72	**3.02**	Connection to practice	3.13	◁ 3.35
4.03	**3.83**	Teachers	3.93	◁ 4.02
4.22	**4.25**	English	4.15	4.20
3.10 ▷	**3.81**	Counseling	3.49	3.86
3.61	**3.68**	Assessment	3.65	3.64
	3.80	Engagement & contact	3.90	◁ 3.99

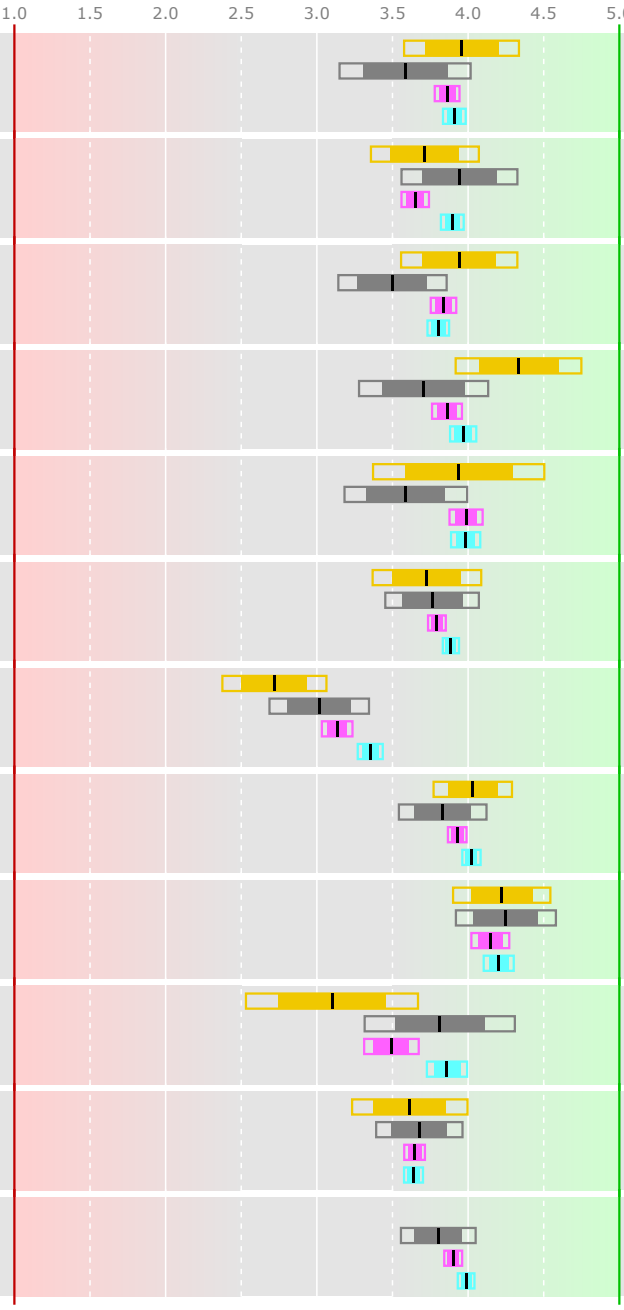

Response: 36 out of 102 = 35.3%

Compared to previous years

- program in 2018 (n=23)
- program in 2021 (n=36)
- 95% confidence interval
- 80% confidence interval

The UU program in 2021 is...

- ▶ probably better
- ▷ possibly better
- ◁ possibly worse
- ◀ probably worse

...than the comparison group

Compared to similar programs in NL

Netherlands

Leiden: Forensische Criminologie (n=77)
Leiden: Criminaliteit en Rechtshandhavi (n=28)
Rotterdam: Criminologie (n=36)
Maastricht: Forensica, Criminologie en Rech (n=70)
UvA: Forensic Science (n=40)
VU: Criminologie (n=59)

Compared to Master program in faculty REBO

Faculty REBO

Economics of Competition and Regulation (n=3)
Economics of Public Policy and Manageme (n=20)
Research in Public Administration and O (n=8)
Bestuurs- en Organisatiewetenschap (n=94)
European Law (n=44)
International Economics and Business (n=111)
Recht en onderneming (n=21)
Law and Economics (n=15)
Legal Research (research) (n=12)
Public International Law (n=52)
Multidisciplinary Economics (research) (n=10)
Nederlands Recht (n=80)
Notarieel Recht (n=11)
Bestuurs- en Organisatiewetenschap (dee (n=25)

Masterprogram 66469

Criminologie

Content & organisation

2018	2021		Netherlands	Faculty
3.95	**4.00**	Satisfied with content	4.11	4.04
3.90	**3.76**	Up-to-date	◁4.08	◁4.15
3.90	**3.85**	Quality materials	4.00	4.02
3.75	**3.71**	Program level	3.93	◁4.05
3.75	**3.65**	Work methods	3.61	3.76
3.81	**3.97**	Can broaden/deepen	3.75	3.94
	3.69	Program coordination	3.68	3.72
3.88	**3.94**	Challenging	3.96	3.95
◁4.19	**3.59**	Shape your own program	3.33▷	3.49

Connection to practice

2018	2021		Netherlands	Faculty
2.95	**2.77**	Satisfied with practice	◀3.19	◀3.53
2.68▷	**3.09**	Skills for practice	3.04	◀3.47
2.53▷	**2.94**	Link to professionals	◁3.23	◁3.24

Teachers

2018	2021		Netherlands	Faculty
4.10	**3.79**	Satisfied with teachers	3.97	◁4.06
◁4.17	**3.69**	Involvement	3.73	◁4.01
3.89	**4.03**	Didactic skills	3.92	3.96
4.44	**4.44**	Content expertise	4.38	4.37
◀4.12	**3.59**	Practice knowledge	◀4.10	◀3.98
3.78	**3.44**	Supportive	3.58	◁3.88
3.89	**3.81**	Inspiring	3.70	3.73
	3.75	Understandable	◁4.00	◁4.04
	3.91	Encourage questions	4.03	◁4.20

Counseling

2018	2021		Netherlands	Faculty
3.65	**3.38**	Satisfied with counseling	3.40	3.82
3.18▷	**3.88**	Opportunity	3.53	3.88
3.25	**3.75**	Quality	3.45	3.85

Assessment

2018	2021		Netherlands	Faculty
◁3.90	**3.50**	Satisfied with assessment	3.66	3.52
3.76	**3.66**	Exam matches content	3.79	3.72
◁3.65	**3.12**	Clear criteria	◀3.70	◀3.61
3.44▷	**3.84**	Quality knowledge exam	3.84	3.70
3.57	**3.84**	Quality practice exam	3.62▷	3.57▷
	3.94	Exam form follows content	3.72▷	3.73
◁3.94	**3.58**	Feedback on exams	3.20▷	3.52

Engagement & contact

2018	2021		Netherlands	Faculty
3.82	**3.68**	Teachers reachable	3.85	◀4.24
	3.45	Feedback	3.41	◁3.74
	4.03	Feel safe	4.18	4.19
	3.65	Feel at home	3.86	3.84
	4.06	Feel inspired	4.04	3.96
	4.06	Regularly engaged	4.17	4.13
	3.87	Involved outside lessons	3.83	3.67
	3.74	Feedback appreciated	3.78	3.95
3.17▷	**3.68**	Course evaluations	◁4.01	◀4.18

General

2018	2021		Netherlands	Faculty
3.48	**3.29**	Information	◁3.60	◀3.87
◀3.67	**3.03**	Facilities	◀3.42	◁3.37
	3.81	Study pressure	3.37	3.52

"study pressure" is coded as: 1=too low, 3=good, 5=too high

data analysis:
Jeroen Fokker - Departement Computer Science - Utrecht University
Hossein Al Mahmoudi - UBD Teaching Policy - Utrecht University

Master program 66551

Geneeskunde

Nationale Studenten Enquete 2021

Universiteit Utrecht

	2018	2021		Netherlands	Faculty
◀	4.10	**3.97**	Satisfied with program	3.87 ▶	◀ 4.12
	4.01	**4.05**	General skills	4.08	◀ 4.17
▶	3.60	**3.81**	Education feasibility	3.72 ▶	◀ 3.96
◀	4.13	**3.91**	Atmosphere	3.95	◀ 4.19
◀	4.34	**4.18**	Would choose again	4.08 ▷	◁ 4.28
◀	3.93	**3.73**	Content & organisation	3.69 ▷	◀ 4.08
◀	4.53	**4.17**	Connection to practice	4.18	3.99 ▶
▶	3.72	**3.84**	Teachers	3.85	◀ 4.18
◁	3.36	**3.11**	English	3.10	◀ 4.28
▶	3.61	**3.82**	Counseling	3.64 ▶	3.90
	3.46	**3.49**	Assessment	3.37 ▶	◀ 3.79
		3.83	Engagement & contact	3.81	◀ 4.09

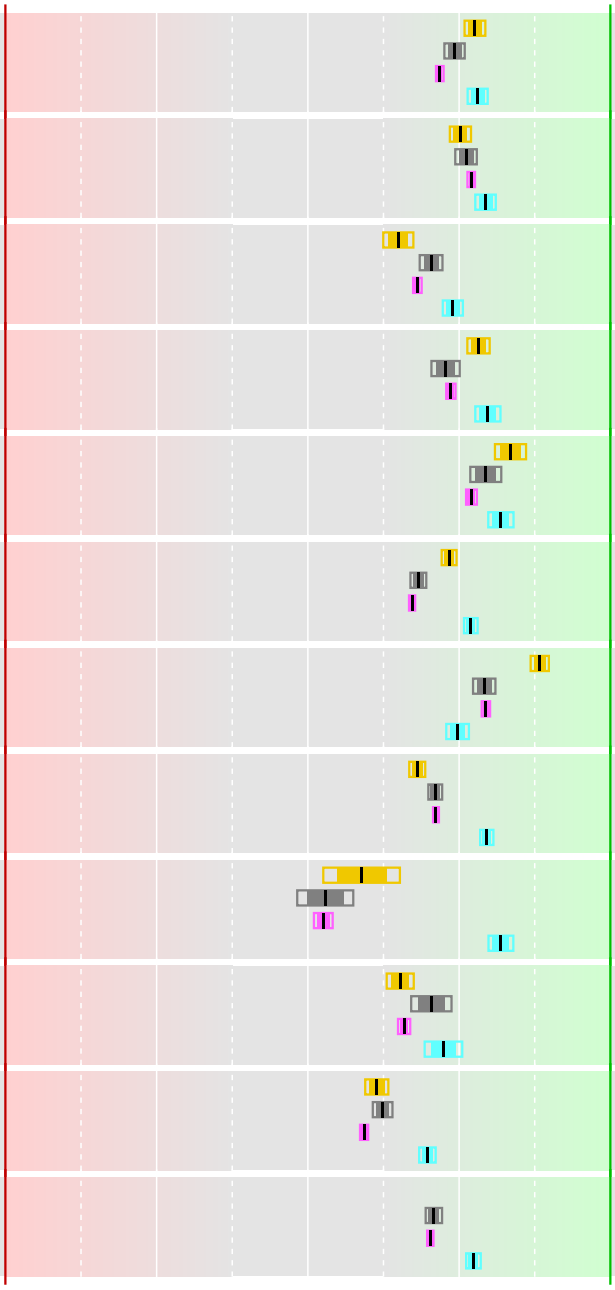

Response: 331 out of 931 = 35.6%

Compared to previous years

- program in 2018 (n=353)
- program in 2021 (n=331)
- 95% confidence interval
- 80% confidence interval

The UU program in 2021 is...

- ▶ probably better
- ▷ possibly better
- ◁ possibly worse
- ◀ probably worse

...than the comparison group

Compared to similar programs in NL

Netherlands

Utrecht: Geneeskunde, klinisch onderzoek (n=81)
Leiden: Geneeskunde (n=345)
Groningen: Geneeskunde (n=500)
Rotterdam: Geneeskunde (n=413)
Maastricht: Geneeskunde (n=387)
Maastricht: Arts - Klinisch Onderzoeker (re (n=96)
UvA: Geneeskunde (n=256)
VU: Geneeskunde (n=328)
Nijmegen: Geneeskunde (n=399)

Compared to Master program in faculty GNK

Faculty GNK

Klinische Gezondheidswetenschappen (n=78)
Geneeskunde, klinisch onderzoeker (n=81)
Biomedical Sciences (n=231)
Master in Health Sciences (n=26)

Masterprogram 66551

Geneeskunde

Content & organisation

2018	2021		Netherlands	Faculty
4.07	**4.09**	Satisfied with content	4.02 ▶	◀ 4.26
3.64 ▷	**3.73**	Up-to-date	◀ 3.86	◀ 4.23
3.87	**3.93**	Quality materials	3.77 ▶	◀ 4.14
4.01	**4.05**	Program level	3.96 ▶	◀ 4.25
3.94	**3.94**	Work methods	3.75 ▶	◁ 4.01
3.16 ▶	**3.47**	Can broaden/deepen	◀ 3.64	◀ 4.11
	3.82	Program coordination	3.55 ▶	3.79
3.57 ▶	**3.79**	Challenging	◀ 3.88	◀ 4.08
◁ 3.22	**3.11**	Shape your own program	3.09	◀ 4.02

Connection to practice

◀ 3.98	**3.72**	Satisfied with practice	3.73	◀ 3.88
◀ 4.49	**4.16**	Skills for practice	4.16	3.96 ▶
◀ 4.60	**4.17**	Link to professionals	4.20	4.02 ▶

Teachers

3.84	**3.90**	Satisfied with teachers	3.86 ▷	◀ 4.31
3.47	**3.42**	Involvement	◀ 3.52	◀ 4.12
3.53	**3.58**	Didactic skills	3.61	◀ 4.02
4.20 ▶	**4.34**	Content expertise	4.32	◀ 4.56
4.37 ▶	**4.47**	Practice knowledge	4.39 ▶	4.39 ▷
3.61	**3.55**	Supportive	3.54	◀ 4.00
◁ 3.75	**3.68**	Inspiring	3.65	◀ 3.98
	3.92	Understandable	3.94	◀ 4.13
	3.79	Encourage questions	3.80	◀ 4.26

Counseling

2018	2021		Netherlands	Faculty
3.51 ▶	**3.74**	Satisfied with counseling	3.50 ▶	◁ 3.91
3.78	**3.88**	Opportunity	3.67 ▶	3.94
3.75	**3.75**	Quality	3.61 ▷	3.85

Assessment

3.27 ▶	**3.40**	Satisfied with assessment	3.24 ▶	◀ 3.80
3.42	**3.48**	Exam matches content	3.33 ▶	◀ 3.86
3.46 ▷	**3.56**	Clear criteria	3.30 ▶	◀ 3.77
3.43	**3.43**	Quality knowledge exam	3.27 ▶	◀ 3.86
3.52 ▷	**3.65**	Quality practice exam	3.59	◀ 3.77
	3.62	Exam form follows content	3.49 ▶	◀ 3.87
◁ 3.33	**3.24**	Feedback on exams	3.26	◀ 3.61

Engagement & contact

3.58	**3.65**	Teachers reachable	3.57 ▷	◀ 4.21
	3.37	Feedback	◀ 3.46	◀ 3.80
	3.93	Feel safe	3.89	◀ 4.29
	4.00	Feel at home	3.96	4.04
	4.03	Feel inspired	4.08	◀ 4.19
	3.99	Regularly engaged	◁ 4.06	◀ 4.18
	3.89	Involved outside lessons	3.95	3.80 ▷
	3.64	Feedback appreciated	3.56 ▷	◀ 4.04
3.16 ▶	**4.01**	Course evaluations	3.76 ▶	◀ 4.32

General

3.67	**3.63**	Information	3.27 ▶	◀ 3.95
◀ 3.98	**3.86**	Facilities	3.56 ▶	3.84
	3.32	Study pressure	3.43	3.36

"study pressure" is coded as: 1=too low, 3=good, 5=too high

Reaction of program management:
Vanuit de faculteit geneeskunde zijn we blij met de resultaten van de NSE over de master opleiding geneeskunde. We zijn er trots op dat jullie de studeerbaarheid positief beoordelen. We doen er alles aan om alle studenten die nominaal willen en kunnen studeren ook nominaal de opleiding te laten doorlopen, zonder wachttijden. Dit is in de huidige COVID tijd een grote uitdaging, aangezien alle coschappen vorig jaar stil hebben gelegen. Toch is het ons gelukt om de wachttijden tot een minimum te beperken. Het is fijn te merken dat jullie dit ook zo ervaren. We zijn ook blij te merken dat jullie tevreden zijn over de docenten. We doen veel aan docentprofessionalisering. Recent hebben we ook een specifieke Teach-the-Teacher cursus opgezet voor (perifere) coassistenten begeleiders, zodat niet alleen de docenten binnen het UMCU een goede opleiding krijgen, maar ook de begeleiders op de werkvloer buiten het UMCU. We begrijpen dat jullie minder tevreden zijn over het aanbod van Engelstalig onderwijs. We werken hier binnen onze Academische Vorming leerlijn aan om jullie vaker de gelegenheid geven om in het Engels wetenschappelijke presentaties te geven en discussies hierover te voeren, zodat jullie hier voor de toekomst beter op voorbereid zullen zijn.

data analysis:
Jeroen Fokker - Departement Computer Science - Utrecht University
Hossein Al Mahmoudi - UBD Teaching Policy - Utrecht University

Master program 66563

Klinische Gezondheidswetenschappen

Nationale Studenten Enquete 2021

Universiteit Utrecht

	2018	2021		Netherlands	Faculty
	4.32	**4.27**	Satisfied with program	3.97 ▶	4.03 ▶
	4.21	**4.28**	General skills	3.82 ▶	4.10 ▶
	3.92	**3.81**	Education feasibility	3.87	3.91
	4.44	**4.37**	Atmosphere	3.96 ▶	4.03 ▶
◁	4.43	**4.17**	Would choose again	4.05	4.24
	4.03	**4.09**	Content & organisation	3.87 ▶	3.90 ▶
	3.67	**3.57**	Connection to practice	3.23 ▶	◀ 4.13
▶	3.99	**4.27**	Teachers	3.97 ▶	4.00 ▶
▷	3.78	**4.05**	English	4.01	4.01
	3.89	**3.85**	Counseling	3.92	3.86
	3.83	**3.87**	Assessment	3.64 ▶	3.64 ▶
		4.19	Engagement & contact	3.97 ▶	3.96 ▶

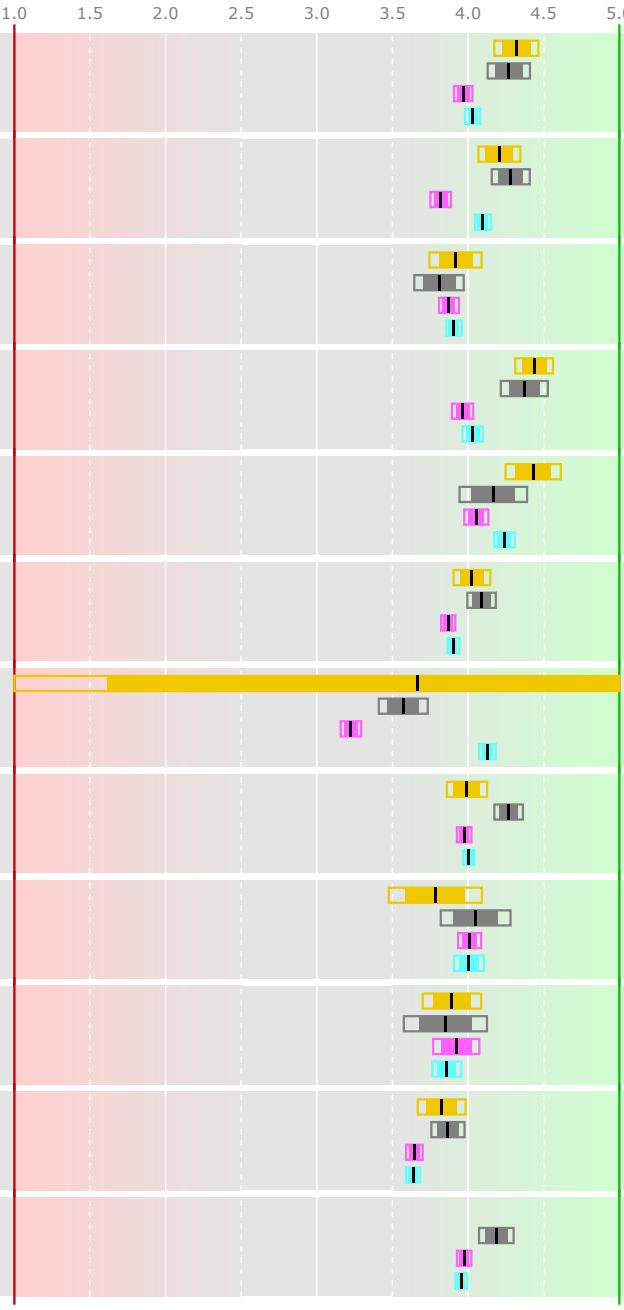

Response: 78 out of 205 = 38.0%

Compared to previous years

program in 2018 (n=91)
program in 2021 (n=78)
95% confidence interval
80% confidence interval

The UU program in 2021 is...
▶ probably better
▷ possibly better
◁ possibly worse
◀ probably worse
...than the comparison group

Compared to similar programs in NL

Netherlands

Groningen: Clinical and Psychosocial Epide (n=25)
Rotterdam: Zorgmanagement (n=168)
Rotterdam: Health Economics, Policy and La (n=101)
Twente: Health Sciences (n=31)
Maastricht: Work, Health and Career (n=7)
Maastricht: Epidemiology (n=25)
Maastricht: Healthcare Policy, Innovation a (n=71)
Maastricht: Health Education and Promotion (n=53)
Maastricht: Health Food Innovation Manageme (n=72)
VU: Health Sciences (n=96)

Compared to Master program in faculty GNK

Faculty GNK

Geneeskunde (n=331)
Geneeskunde, klinisch onderzoeker (n=81)
Biomedical Sciences (n=231)
Master in Health Sciences (n=26)

Masterprogram 66563

Klinische Gezondheidswetenschappen

Content & organisation

2018	2021		Netherlands	Faculty
4.17	**4.26**	Satisfied with content	4.07 ▶	4.18
4.20	**4.33**	Up-to-date	4.20 ▷	3.97 ▶
4.00 ▷	**4.15**	Quality materials	4.00 ▶	4.03 ▶
4.28	**4.23**	Program level	3.99 ▶	4.15
4.06	**4.09**	Work methods	3.78 ▶	3.97 ▷
3.99	**4.08**	Can broaden/deepen	3.77 ▶	3.80 ▶
	3.92	Program coordination	3.84	3.79 ▷
4.14	**4.19**	Challenging	3.93 ▶	3.92 ▶
◀ 4.01	**3.74**	Shape your own program	3.44 ▶	3.60 ▷

Connection to practice

3.74		Satisfied with practice	3.48	3.80
4.00	**3.58**	Skills for practice	3.25 ▶	◀ 4.11
3.50	**3.56**	Link to professionals	3.20 ▶	◀ 4.15

Teachers

4.03 ▶	**4.28**	Satisfied with teachers	4.06 ▶	4.11 ▶
4.18 ▷	**4.34**	Involvement	3.99 ▶	3.75 ▶
3.89 ▶	**4.17**	Didactic skills	3.92 ▶	3.78 ▶
4.35 ▶	**4.55**	Content expertise	4.35 ▶	4.45 ▷
3.96 ▶	**4.21**	Practice knowledge	3.94 ▶	◀ 4.45
4.01 ▷	**4.20**	Supportive	3.84 ▶	3.75 ▶
4.01 ▷	**4.16**	Inspiring	3.69 ▶	3.81 ▶
	4.14	Understandable	3.96 ▶	4.02 ▷
	4.37	Encourage questions	4.11 ▶	4.01 ▶

Counseling

2018	2021		Netherlands	Faculty
4.05	**3.90**	Satisfied with counseling	3.89	3.83
3.99	**3.85**	Opportunity	3.94	3.92
4.07	**3.85**	Quality	3.90	3.80

Assessment

3.74	**3.79**	Satisfied with assessment	3.57 ▶	3.60 ▶
3.89	**3.83**	Exam matches content	3.73	3.68 ▷
3.77	**3.88**	Clear criteria	3.63 ▶	3.65 ▶
3.88	**3.92**	Quality knowledge exam	3.72 ▶	3.64 ▶
3.77	**3.81**	Quality practice exam	3.60 ▶	3.71 ▷
	3.92	Exam form follows content	3.73 ▶	3.74 ▶
3.71	**3.84**	Feedback on exams	3.47 ▶	3.40 ▶

Engagement & contact

3.95 ▶	**4.17**	Teachers reachable	4.08	3.94 ▶
	3.96	Feedback	3.70 ▶	3.57 ▶
	4.21	Feel safe	4.17	4.12
	4.28	Feel at home	3.88 ▶	3.99 ▶
	4.20	Feel inspired	3.97 ▶	4.11
	4.25	Regularly engaged	4.13	4.07 ▷
	4.00	Involved outside lessons	3.69 ▶	3.82 ▷
	4.15	Feedback appreciated	3.97 ▶	3.83 ▶
3.89 ▶	**4.45**	Course evaluations	4.17 ▶	4.15 ▶

General

3.89	**3.95**	Information	3.92	3.79 ▶
◁ 3.95	**3.79**	Facilities	3.57 ▶	3.86
	3.47	Study pressure	3.37	3.33

"study pressure" is coded as: 1=too low, 3=good, 5=too high

Reaction of program management:
Klinische Gezondheidswetenschappen scoort hoog in de vergelijkingen in de NSE, hier zijn we oprecht trots op!
Blij verrast zijn we te zien dat onze docenten in alle vergelijkingen in de top scoren, ook vergeleken met 2018 is de waardering voor onze docenten nog verder toegenomen.
Daarnaast doet het ons goed te zien dat studenten zo tevreden zijn over de inhoud en opzet van de studie en dat ook de sfeer als goed wordt ervaren.
Wat betreft de aansluiting op de loopbaan zien we dat we in de landelijke vergelijking goed scoren, maar dat er ook zeker nog ruimte voor verbetering is. Onder andere in de leerlijn profilering bereiden we studenten voor op de beroepsloopbaan; deze leerlijn wordt momenteel geïnnoveerd. We hopen de positieve effecten van deze innovatie in toekomstige NSE's terug te zien.
We bedanken onze studenten voor het invullen van de NSE en hun betrokkenheid bij de opleiding!

data analysis:
Jeroen Fokker - Departement Computer Science - Utrecht University
Hossein Al Mahmoudi - UBD Teaching Policy - Utrecht University

Master program 66563 FTWM

Nationale Studenten Enquete 2021

Fysiotherapiewetenschap

Klinische Gezondheidswetenschappen

Universiteit Utrecht

2018	2021		Netherlands	Faculty
4.32	**4.39**	Satisfied with program	3.97 ▶	4.03 ▶
4.21	**4.39**	General skills	3.82 ▶	4.10 ▶
3.92	**4.04**	Education feasibility	3.87	3.91
4.44	**4.48**	Atmosphere	3.96 ▶	4.03 ▶
4.43	**4.22**	Would choose again	4.05	4.24
4.03 ▷	**4.18**	Content & organisation	3.87 ▶	3.90 ▶
3.67	**3.63**	Connection to practice	3.23 ▶	◀ 4.13
3.99 ▶	**4.31**	Teachers	3.97 ▶	4.00 ▶
3.78 ▷	**4.18**	English	4.01	4.01
3.89	**3.70**	Counseling	3.92	3.86
3.83	**3.95**	Assessment	3.64 ▶	3.64 ▶
	4.26	Engagement & contact	3.97 ▶	3.96 ▶

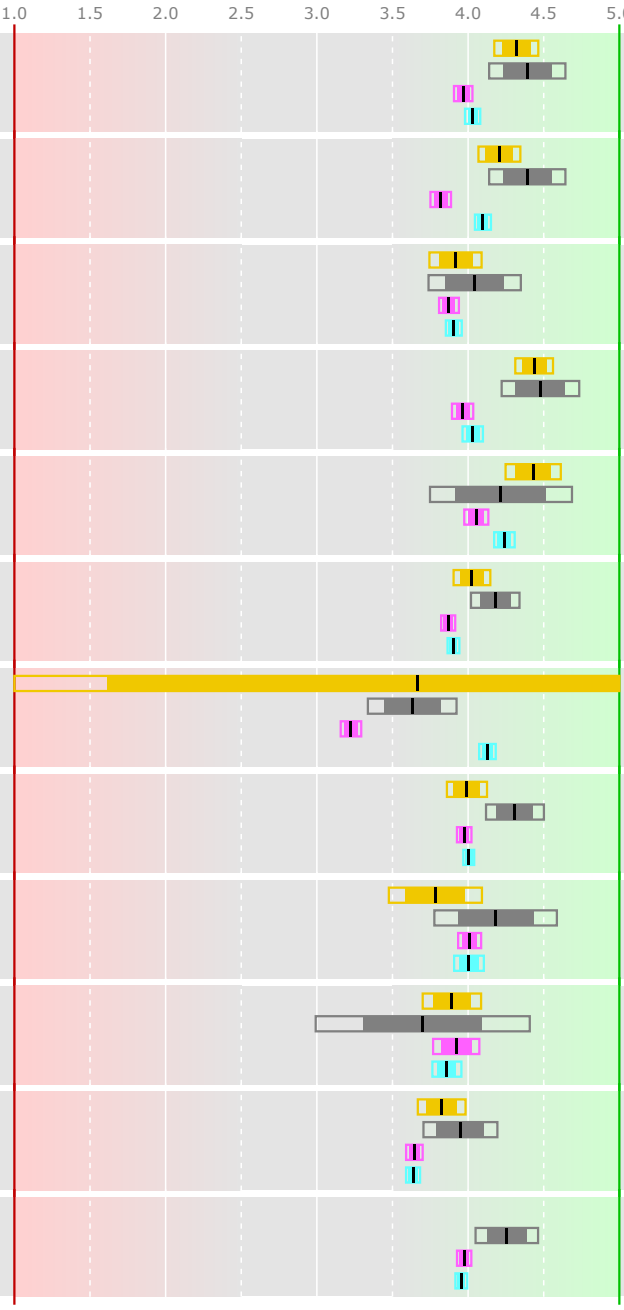

Response: 23 out of 46 = 50.0%

Compared to previous years

program in 2018 (n=91)

FTWM in 2021 (n=23)

95% confidence interval

80% confidence interval

The UU program in 2021 is...

▶ probably better

▷ possibly better

◁ possibly worse

◀ probably worse

...than the comparison group

Compared to similar programs in NL

Netherlands

Groningen: Clinical and Psychosocial Epide (n=25)
Rotterdam: Zorgmanagement (n=168)
Rotterdam: Health Economics, Policy and La (n=101)
Twente: Health Sciences (n=31)
Maastricht: Work, Health and Career (n=7)
Maastricht: Epidemiology (n=25)
Maastricht: Healthcare Policy, Innovation a (n=71)
Maastricht: Health Education and Promotion (n=53)
Maastricht: Health Food Innovation Manageme (n=72)
VU: Health Sciences (n=96)

Compared to Master program in faculty GNK

Faculty GNK

Geneeskunde (n=331)
Geneeskunde, klinisch onderzoeker (n=81)
Biomedical Sciences (n=231)
Master in Health Sciences (n=26)

Masterprogram 66563 FTWM

Fysiotherapiewetenschap
Klinische Gezondheidswetenschappen

Content & organisation

2018	2021		Netherlands	Faculty
4.17 ▶	**4.52**	Satisfied with content	4.07 ▶	4.18 ▶
4.20	**4.35**	Up-to-date	4.20	3.97 ▶
4.00	**4.09**	Quality materials	4.00	4.03
4.28	**4.35**	Program level	3.99 ▶	4.15 ▷
4.06	**4.13**	Work methods	3.78 ▶	3.97 ▷
3.99	**4.17**	Can broaden/deepen	3.77 ▶	3.80 ▶
	4.09	Program coordination	3.84 ▷	3.79 ▶
4.14	**4.35**	Challenging	3.93 ▶	3.92 ▶
4.01	**3.91**	Shape your own program	3.44 ▶	3.60 ▷

Connection to practice

3.74		Satisfied with practice	3.48	3.80
4.00	**3.57**	Skills for practice	3.25 ▷	◀ 4.11
3.50	**3.70**	Link to professionals	3.20 ▶	◀ 4.15

Teachers

4.03 ▷	**4.35**	Satisfied with teachers	4.06 ▶	4.11 ▷
4.18	**4.35**	Involvement	3.99 ▶	3.75 ▶
3.89 ▷	**4.17**	Didactic skills	3.92 ▷	3.78 ▶
4.35 ▶	**4.65**	Content expertise	4.35 ▶	4.45 ▷
3.96 ▶	**4.35**	Practice knowledge	3.94 ▶	4.45
4.01 ▷	**4.30**	Supportive	3.84 ▶	3.75 ▶
4.01	**4.13**	Inspiring	3.69 ▶	3.81 ▷
	4.09	Understandable	3.96	4.02
	4.43	Encourage questions	4.11 ▶	4.01 ▶

Counseling

2018	2021		Netherlands	Faculty
4.05	**3.80**	Satisfied with counseling	3.89	3.83
3.99	**3.80**	Opportunity	3.94	3.92
4.07	**3.60**	Quality	3.90	3.80

Assessment

3.74	**3.87**	Satisfied with assessment	3.57 ▶	3.60 ▷
3.89	**3.87**	Exam matches content	3.73	3.68
3.77 ▷	**4.04**	Clear criteria	3.63 ▶	3.65 ▶
3.88	**4.04**	Quality knowledge exam	3.72 ▶	3.64 ▶
3.77	**3.83**	Quality practice exam	3.60	3.71
	4.00	Exam form follows content	3.73 ▷	3.74 ▷
3.71	**3.91**	Feedback on exams	3.47 ▶	3.40 ▶

Engagement & contact

3.95 ▷	**4.17**	Teachers reachable	4.08	3.94 ▷
	3.96	Feedback	3.70 ▷	3.57 ▶
	4.30	Feel safe	4.17	4.12
	4.43	Feel at home	3.88 ▶	3.99 ▶
	4.17	Feel inspired	3.97	4.11
	4.30	Regularly engaged	4.13	4.07 ▷
	4.04	Involved outside lessons	3.69 ▷	3.82
	4.26	Feedback appreciated	3.97 ▶	3.83 ▶
3.89 ▶	**4.65**	Course evaluations	4.17 ▶	4.15 ▶

General

3.89 ▷	**4.13**	Information	3.92 ▷	3.79 ▶
3.95	**3.74**	Facilities	3.57	3.86
	3.39	Study pressure	3.37	3.33

"study pressure" is coded as: 1=too low, 3=good, 5=too high

Reaction of program management:
Klinische Gezondheidswetenschappen scoort hoog in de vergelijkingen in de NSE, hier zijn we oprecht trots op!
Blij verrast zijn we te zien dat onze docenten in alle vergelijkingen in de top scoren, ook vergeleken met 2018 is de waardering voor onze docenten nog verder toegenomen.
Daarnaast doet het ons goed te zien dat studenten zo tevreden zijn over de inhoud en opzet van de studie en dat ook de sfeer als goed wordt ervaren.
Wat betreft de aansluiting op de loopbaan zien we dat we in de landelijke vergelijking goed scoren, maar dat er ook zeker nog ruimte voor verbetering is. Onder andere in de leerlijn profilering bereiden we studenten voor op de beroepsloopbaan; deze leerlijn wordt momenteel geïnnoveerd. We hopen de positieve effecten van deze innovatie in toekomstige NSE's terug te zien.
We bedanken onze studenten voor het invullen van de NSE en hun betrokkenheid bij de opleiding!

data analysis:
Jeroen Fokker - Departement Computer Science - Utrecht University
Hossein Al Mahmoudi - UBD Teaching Policy - Utrecht University

Master program 66563 GWZP

Nationale Studenten Enquete 2021

Gezondheidswetenschappen voor zorgprofessionals

Klinische Gezondheidswetenschappen

Universiteit Utrecht

2018	2021		Netherlands	Faculty
4.32	**4.14**	Satisfied with program	3.97	4.03
4.21	**4.21**	General skills	3.82 ▶	4.10
3.92	**3.64**	Education feasibility	3.87	3.91
4.44	**4.21**	Atmosphere	3.96	4.03
◁ 4.43	**3.86**	Would choose again	4.05	4.24
4.03	**4.15**	Content & organisation	3.87 ▶	3.90 ▷
3.67	**3.36**	Connection to practice	3.23	◀ 4.13
3.99 ▶	**4.31**	Teachers	3.97 ▶	4.00 ▶
3.78	**3.71**	English	4.01	4.01
3.89	**3.75**	Counseling	3.92	3.86
3.83	**3.86**	Assessment	3.64 ▷	3.64 ▷
	4.06	Engagement & contact	3.97	3.96

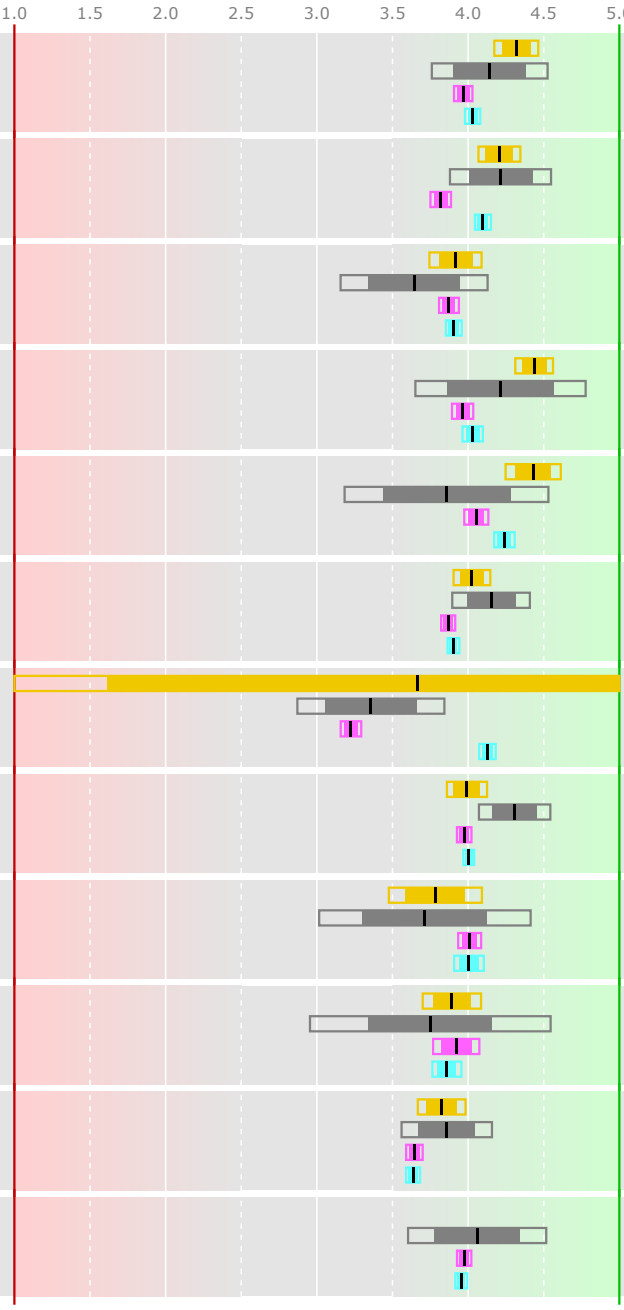

Response: 14 out of 36 = 38.9%

Compared to previous years

- program in 2018 (n=91)
- GWZP in 2021 (n=14)
- 95% confidence interval
- 80% confidence interval

The UU program in 2021 is...

- ▶ probably better
- ▷ possibly better
- ◁ possibly worse
- ◀ probably worse

...than the comparison group

Compared to similar programs in NL

Netherlands

Groningen: Clinical and Psychosocial Epide (n=25)
Rotterdam: Zorgmanagement (n=168)
Rotterdam: Health Economics, Policy and La (n=101)
Twente: Health Sciences (n=31)
Maastricht: Work, Health and Career (n=7)
Maastricht: Epidemiology (n=25)
Maastricht: Healthcare Policy, Innovation a (n=71)
Maastricht: Health Education and Promotion (n=53)
Maastricht: Health Food Innovation Manageme (n=72)
VU: Health Sciences (n=96)

Compared to Master program in faculty GNK

Faculty GNK

Geneeskunde (n=331)
Geneeskunde, klinisch onderzoeker (n=81)
Biomedical Sciences (n=231)
Master in Health Sciences (n=26)

Masterprogram 66563 GWZP

Gezondheidswetenschappen voor zorgprofessionals
Klinische Gezondheidswetenschappen

Content & organisation

2018	2021		Netherlands	Faculty
4.17	**4.21**	Satisfied with content	4.07	4.18
4.20 ▶	**4.57**	Up-to-date	4.20 ▶	3.97 ▶
4.00 ▶	**4.36**	Quality materials	4.00 ▶	4.03 ▶
4.28	**4.07**	Program level	3.99	4.15
4.06	**4.07**	Work methods	3.78 ▷	3.97
3.99	**4.00**	Can broaden/deepen	3.77	3.80
	4.14	Program coordination	3.84 ▷	3.79 ▷
4.14	**4.00**	Challenging	3.93	3.92
4.01	**4.00**	Shape your own program	3.44 ▶	3.60 ▷

Connection to practice

3.74		Satisfied with practice	3.48	3.80
4.00	**3.50**	Skills for practice	3.25	◀ 4.11
3.50	**3.21**	Link to professionals	3.20	◀ 4.15

Teachers

4.03	**4.21**	Satisfied with teachers	4.06 ▷	4.11
4.18	**4.38**	Involvement	3.99 ▶	3.75 ▶
3.89 ▶	**4.31**	Didactic skills	3.92 ▶	3.78 ▶
4.35 ▷	**4.62**	Content expertise	4.35 ▷	4.45
3.96	**4.15**	Practice knowledge	3.94	◁ 4.45
4.01	**4.15**	Supportive	3.84 ▷	3.75 ▶
4.01 ▷	**4.31**	Inspiring	3.69 ▶	3.81 ▶
	4.08	Understandable	3.96	4.02
	4.46	Encourage questions	4.11 ▶	4.01 ▶

Counseling

2018	2021		Netherlands	Faculty
◁ 4.05	**3.50**	Satisfied with counseling	3.89	3.83
3.99	**3.75**	Opportunity	3.94	3.92
4.07	**3.75**	Quality	3.90	3.80

Assessment

3.74	**3.79**	Satisfied with assessment	3.57 ▷	3.60
3.89	**3.92**	Exam matches content	3.73 ▷	3.68 ▷
3.77	**3.77**	Clear criteria	3.63	3.65
3.88	**3.85**	Quality knowledge exam	3.72	3.64
3.77	**3.77**	Quality practice exam	3.60	3.71
	3.85	Exam form follows content	3.73	3.74
3.71	**4.00**	Feedback on exams	3.47 ▶	3.40 ▶

Engagement & contact

3.95	**4.15**	Teachers reachable	4.08	3.94
	3.85	Feedback	3.70	3.57
	4.15	Feel safe	4.17	4.12
	3.92	Feel at home	3.88	3.99
	4.15	Feel inspired	3.97	4.11
	4.00	Regularly engaged	4.13	4.07
	3.69	Involved outside lessons	3.69	3.82
	4.15	Feedback appreciated	3.97	3.83
3.89 ▶	**4.46**	Course evaluations	4.17	4.15

General

3.89	**3.71**	Information	3.92	3.79
3.95	**3.86**	Facilities	3.57	3.86
	3.36	Study pressure	3.37	3.33

"study pressure" is coded as: 1=too low, 3=good, 5=too high

Reaction of program management:
Klinische Gezondheidswetenschappen scoort hoog in de vergelijkingen in de NSE, hier zijn we oprecht trots op!
Blij verrast zijn we te zien dat onze docenten in alle vergelijkingen in de top scoren, ook vergeleken met 2018 is de waardering voor onze docenten nog verder toegenomen.
Daarnaast doet het ons goed te zien dat studenten zo tevreden zijn over de inhoud en opzet van de studie en dat ook de sfeer als goed wordt ervaren.
Wat betreft de aansluiting op de loopbaan zien we dat we in de landelijke vergelijking goed scoren, maar dat er ook zeker nog ruimte voor verbetering is. Onder andere in de leerlijn profilering bereiden we studenten voor op de beroepsloopbaan; deze leerlijn wordt momenteel geïnnoveerd. We hopen de positieve effecten van deze innovatie in toekomstige NSE's terug te zien.
We bedanken onze studenten voor het invullen van de NSE en hun betrokkenheid bij de opleiding!

data analysis:
Jeroen Fokker - Departement Computer Science - Utrecht University
Hossein Al Mahmoudi - UBD Teaching Policy - Utrecht University

Master program 66563 VPWM

Verplegingswetenschap

Klinische Gezondheidswetenschappen

Nationale Studenten Enquete 2021

Universiteit Utrecht

2018	2021		Netherlands	Faculty
4.32	**4.24**	Satisfied with program	3.97 ▶	4.03 ▶
4.21	**4.24**	General skills	3.82 ▶	4.10 ▷
◁ 3.92	**3.73**	Education feasibility	3.87	◁ 3.91
4.44	**4.37**	Atmosphere	3.96 ▶	4.03 ▶
4.43	**4.24**	Would choose again	4.05 ▷	4.24
4.03	**4.02**	Content & organisation	3.87 ▶	3.90 ▷
3.67	**3.61**	Connection to practice	3.23 ▶	◀ 4.13
3.99 ▶	**4.23**	Teachers	3.97 ▶	4.00 ▶
3.78 ▷	**4.09**	English	4.01	4.01
3.89	**3.95**	Counseling	3.92	3.86
3.83	**3.82**	Assessment	3.64 ▶	3.64 ▶
	4.19	Engagement & contact	3.97 ▶	3.96 ▶

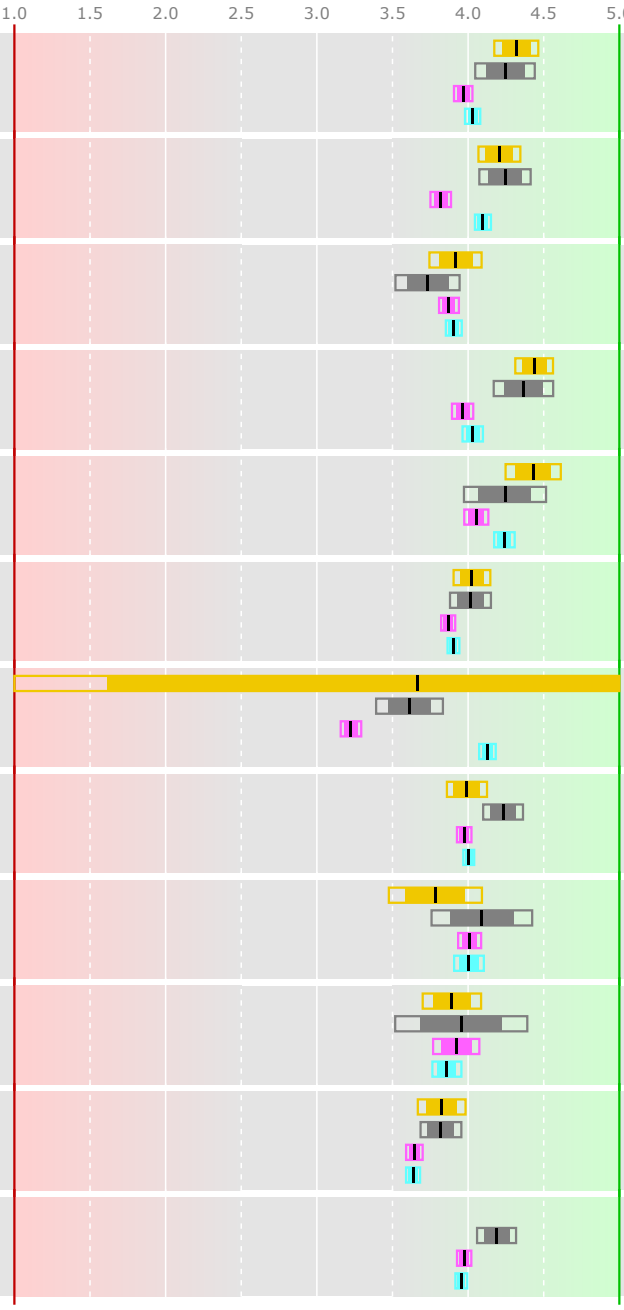

Response: 41 out of 122 = 33.6%

Compared to previous years

- program in 2018 (n=91)
- VPWM in 2021 (n=41)
- 95% confidence interval
- 80% confidence interval

The UU program in 2021 is...

- ▶ probably better
- ▷ possibly better
- ◁ possibly worse
- ◀ probably worse

...than the comparison group

Compared to similar programs in NL

Netherlands

Groningen: Clinical and Psychosocial Epide (n=25)
Rotterdam: Zorgmanagement (n=168)
Rotterdam: Health Economics, Policy and La (n=101)
Twente: Health Sciences (n=31)
Maastricht: Work, Health and Career (n=7)
Maastricht: Epidemiology (n=25)
Maastricht: Healthcare Policy, Innovation a (n=71)
Maastricht: Health Education and Promotion (n=53)
Maastricht: Health Food Innovation Manageme (n=72)
VU: Health Sciences (n=96)

Compared to Master program in faculty GNK

Faculty GNK

Geneeskunde (n=331)
Geneeskunde, klinisch onderzoeker (n=81)
Biomedical Sciences (n=231)
Master in Health Sciences (n=26)

Masterprogram 66563 VPWM

Verplegingswetenschap
Klinische Gezondheidswetenschappen

Content & organisation

2018	2021		Netherlands	Faculty
4.17	**4.12**	Satisfied with content	4.07	4.18
4.20	**4.24**	Up-to-date	4.20	3.97 ▶
4.00	**4.12**	Quality materials	4.00 ▷	4.03
4.28	**4.22**	Program level	3.99 ▶	4.15
4.06	**4.07**	Work methods	3.78 ▶	3.97 ▷
3.99	**4.05**	Can broaden/deepen	3.77 ▶	3.80 ▶
	3.75	Program coordination	3.84	3.79
4.14	**4.17**	Challenging	3.93 ▶	3.92 ▶
◀ 4.01	**3.55**	Shape your own program	3.44	3.60

Connection to practice

3.74		Satisfied with practice	3.48	3.80
4.00	**3.62**	Skills for practice	3.25 ▶	◀ 4.11
3.50	**3.60**	Link to professionals	3.20 ▶	◀ 4.15

Teachers

4.03 ▷	**4.27**	Satisfied with teachers	4.06 ▷	4.11 ▷
4.18	**4.33**	Involvement	3.99 ▶	3.75 ▶
3.89 ▷	**4.12**	Didactic skills	3.92 ▶	3.78 ▶
4.35	**4.47**	Content expertise	4.35 ▷	4.45
3.96 ▷	**4.15**	Practice knowledge	3.94 ▶	◀ 4.45
4.01	**4.15**	Supportive	3.84 ▶	3.75 ▶
4.01	**4.12**	Inspiring	3.69 ▶	3.81 ▶
	4.20	Understandable	3.96 ▶	4.02 ▶
	4.30	Encourage questions	4.11 ▷	4.01 ▶

Counseling

2018	2021		Netherlands	Faculty
4.05	**4.09**	Satisfied with counseling	3.89	3.83 ▷
3.99	**3.91**	Opportunity	3.94	3.92
4.07	**4.00**	Quality	3.90	3.80

Assessment

3.74	**3.76**	Satisfied with assessment	3.57 ▷	3.60 ▷
3.89	**3.77**	Exam matches content	3.73	3.68
3.77	**3.82**	Clear criteria	3.63 ▷	3.65 ▷
3.88	**3.87**	Quality knowledge exam	3.72 ▷	3.64 ▶
3.77	**3.82**	Quality practice exam	3.60 ▶	3.71
	3.90	Exam form follows content	3.73 ▷	3.74 ▷
3.71	**3.74**	Feedback on exams	3.47 ▶	3.40 ▶

Engagement & contact

3.95 ▷	**4.18**	Teachers reachable	4.08	3.94 ▶
	4.00	Feedback	3.70 ▶	3.57 ▶
	4.18	Feel safe	4.17	4.12
	4.31	Feel at home	3.88 ▶	3.99 ▶
	4.23	Feel inspired	3.97 ▶	4.11
	4.31	Regularly engaged	4.13 ▷	4.07 ▶
	4.08	Involved outside lessons	3.69 ▶	3.82 ▶
	4.08	Feedback appreciated	3.97	3.83 ▶
3.89 ▶	**4.33**	Course evaluations	4.17 ▷	4.15 ▷

General

3.89	**3.93**	Information	3.92	3.79 ▷
3.95	**3.80**	Facilities	3.57 ▶	3.86
	3.55	Study pressure	3.37	3.33

"study pressure" is coded as: 1=too low, 3=good, 5=too high

Reaction of program management:
Klinische Gezondheidswetenschappen scoort hoog in de vergelijkingen in de NSE, hier zijn we oprecht trots op!
Blij verrast zijn we te zien dat onze docenten in alle vergelijkingen in de top scoren, ook vergeleken met 2018 is de waardering voor onze docenten nog verder toegenomen.
Daarnaast doet het ons goed te zien dat studenten zo tevreden zijn over de inhoud en opzet van de studie en dat ook de sfeer als goed wordt ervaren.
Wat betreft de aansluiting op de loopbaan zien we dat we in de landelijke vergelijking goed scoren, maar dat er ook zeker nog ruimte voor verbetering is. Onder andere in de leerlijn profilering bereiden we studenten voor op de beroepsloopbaan; deze leerlijn wordt momenteel geïnnoveerd. We hopen de positieve effecten van deze innovatie in toekomstige NSE's terug te zien.
We bedanken onze studenten voor het invullen van de NSE en hun betrokkenheid bij de opleiding!

data analysis:
Jeroen Fokker - Departement Computer Science - Utrecht University
Hossein Al Mahmoudi - UBD Teaching Policy - Utrecht University

Master program 66570

Diergeneeskunde

Nationale Studenten Enquete 2021

Universiteit Utrecht

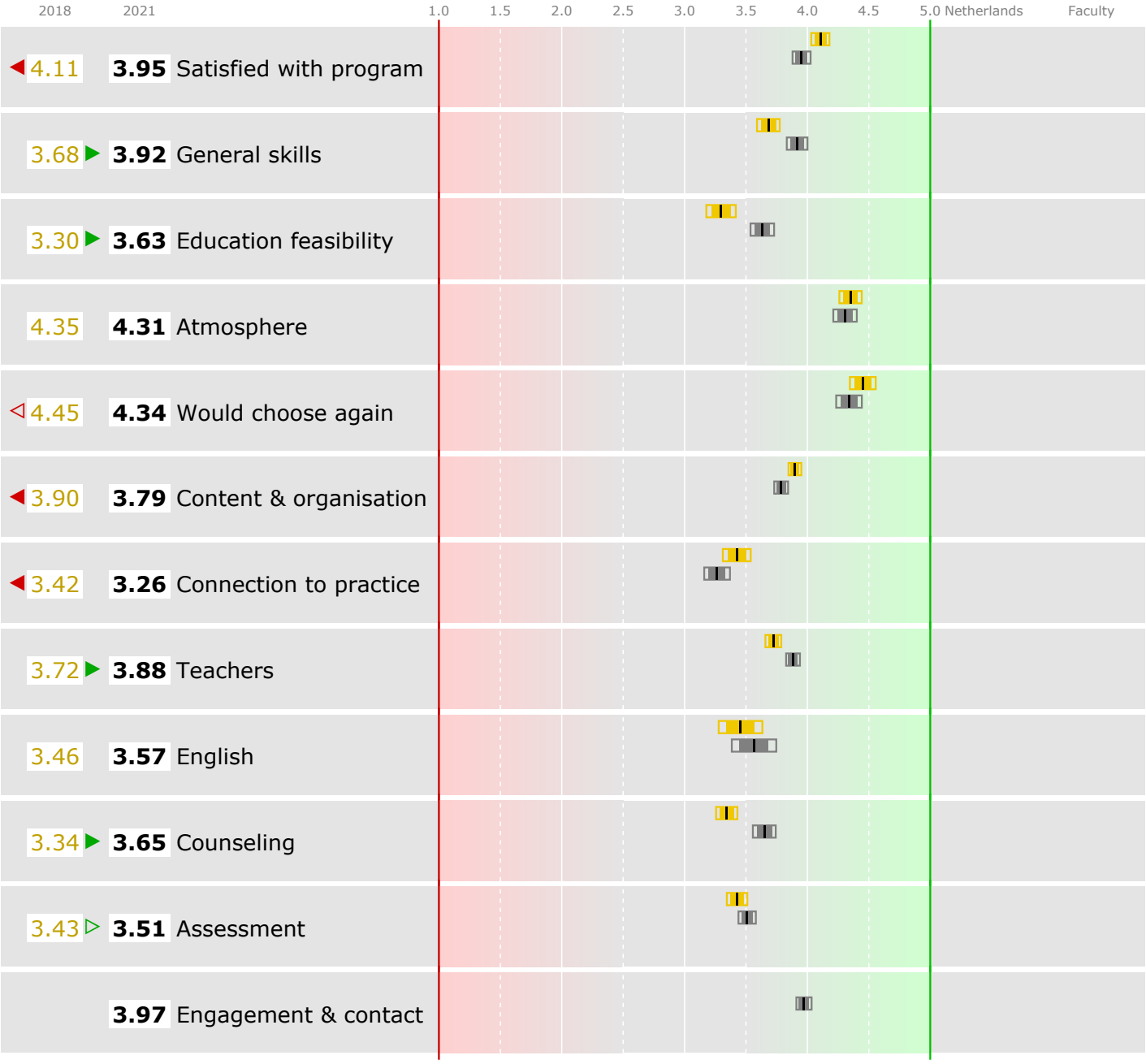

Response: 253 out of 741 = 34.1%

Compared to previous years

program in 2018 (n=265)
program in 2021 (n=253)

95% confidence interval
80% confidence interval

The UU program in 2021 is...

- ▶ probably better
- ▷ possibly better
- ◁ possibly worse
- ◀ probably worse

...than the comparison group

Masterprogram 66570

Diergeneeskunde

Content & organisation

2018	2021		Netherlands	Faculty
4.03 ▷	**4.11**	Satisfied with content		
3.86	**3.85**	Up-to-date		
3.75 ▶	**3.98**	Quality materials		
4.11	**4.05**	Program level		
3.75	**3.81**	Work methods		
3.66	**3.74**	Can broaden/deepen		
	3.56	Program coordination		
3.82 ▶	**4.04**	Challenging		
◀ 3.56	**3.31**	Shape your own program		

Connection to practice

3.46	**3.49**	Satisfied with practice		
3.43	**3.42**	Skills for practice		
◀ 3.67	**3.11**	Link to professionals		

Teachers

3.97	**4.02**	Satisfied with teachers		
3.79 ▶	**3.92**	Involvement		
3.61 ▶	**3.78**	Didactic skills		
4.21 ▶	**4.39**	Content expertise		
3.81	**3.87**	Practice knowledge		
3.69	**3.69**	Supportive		
3.74	**3.74**	Inspiring		
	3.95	Understandable		
	3.72	Encourage questions		

Counseling

2018	2021		Netherlands	Faculty
3.34 ▶	**3.53**	Satisfied with counseling		
3.60	**3.68**	Opportunity		
3.35 ▶	**3.62**	Quality		

Assessment

3.34 ▶	**3.52**	Satisfied with assessment		
3.42 ▷	**3.54**	Exam matches content		
3.43	**3.49**	Clear criteria		
3.41	**3.44**	Quality knowledge exam		
3.46 ▷	**3.56**	Quality practice exam		
	3.54	Exam form follows content		
3.35 ▷	**3.49**	Feedback on exams		

Engagement & contact

3.68 ▶	**3.95**	Teachers reachable		
	3.68	Feedback		
	4.06	Feel safe		
	4.14	Feel at home		
	4.23	Feel inspired		
	4.21	Regularly engaged		
	4.07	Involved outside lessons		
	3.60	Feedback appreciated		
3.23 ▶	**3.80**	Course evaluations		

General

◀ 3.61	**3.43**	Information		
3.68 ▶	**3.85**	Facilities		
	3.61	Study pressure		

"study pressure" is coded as: 1=too low, 3=good, 5=too high

Reaction of program management:
De Master Diergeneeskunde is de enige in Nederland, dus we kunnen ons alleen met onszelf van een paar jaar geleden vergelijken. We zijn erg blij met de 15 verbeteringen, waarbij we met name trots zijn op de enorm goede beoordeling van onze betrokken, deskundige en bereikbare docenten.
Ook de kwaliteit en uitdagendheid van de inhoud zijn beter beoordeeld en daar is ook hard aan gewerkt.
Punten van aandacht zijn het zelf vormgeven van de inhoud en de aansluiting met de beroepspraktijk. Aan deze twee punten wordt specifiek aandacht gegeven in het ontwerp van het nieuwe curriculum dat in september 2022 begint.

data analysis:
Jeroen Fokker - Departement Computer Science - Utrecht University
Hossein Al Mahmoudi - UBD Teaching Policy - Utrecht University

Master program 66570 DKMG

Nationale Studenten Enquete 2021

Geneeskunde van gezelschapsdieren

Diergeneeskunde

Universiteit Utrecht

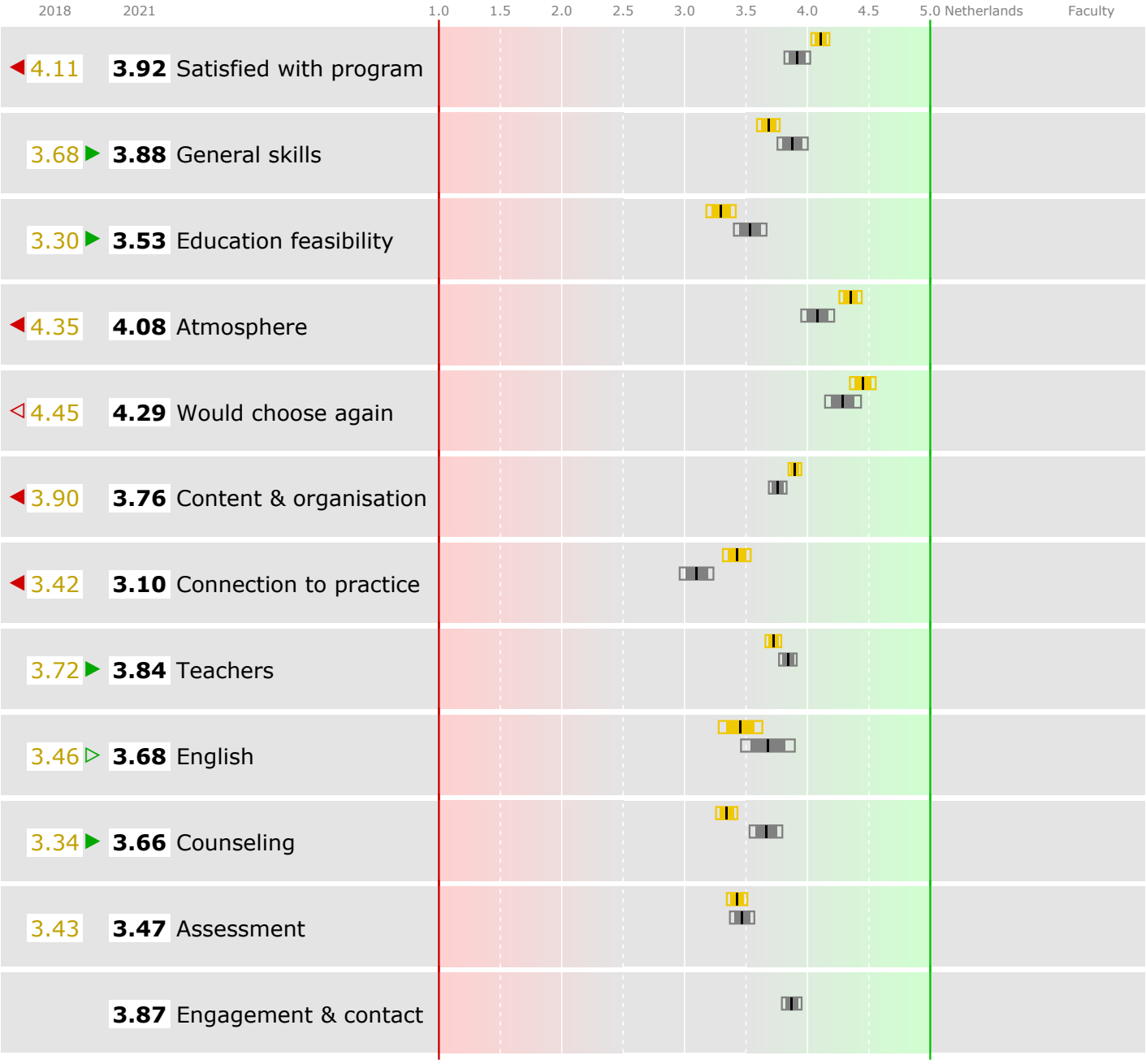

Response: 134 out of 394 = 34.0%

Compared to previous years

program in 2018 (n=265)

DKMG in 2021 (n=134)

95% confidence interval

80% confidence interval

The UU program in 2021 is...

- ▶ probably better
- ▷ possibly better
- ◁ possibly worse
- ◀ probably worse

...than the comparison group

Masterprogram 66570 DKMG

Geneeskunde van gezelschapsdieren Diergeneeskunde

Content & organisation

2018	2021		Netherlands	Faculty
4.03 ▶	**4.14**	Satisfied with content		
3.86	**3.86**	Up-to-date		
3.75 ▶	**3.99**	Quality materials		
4.11	**4.09**	Program level		
3.75	**3.80**	Work methods		
3.66	**3.66**	Can broaden/deepen		
	3.52	Program coordination		
3.82 ▶	**4.07**	Challenging		
◀ 3.56	**3.08**	Shape your own program		

Connection to practice

3.46	**3.40**	Satisfied with practice		
◀ 3.43	**3.21**	Skills for practice		
◀ 3.67	**2.98**	Link to professionals		

Teachers

3.97	**3.98**	Satisfied with teachers		
3.79	**3.78**	Involvement		
3.61 ▶	**3.81**	Didactic skills		
4.21 ▶	**4.42**	Content expertise		
3.81	**3.90**	Practice knowledge		
3.69	**3.62**	Supportive		
◁ 3.74	**3.65**	Inspiring		
	3.95	Understandable		
	3.61	Encourage questions		

Counseling

2018	2021		Netherlands	Faculty
3.34	**3.44**	Satisfied with counseling		
3.60	**3.66**	Opportunity		
3.35 ▶	**3.66**	Quality		

Assessment

3.34 ▶	**3.53**	Satisfied with assessment		
3.42 ▷	**3.54**	Exam matches content		
3.43	**3.37**	Clear criteria		
3.41	**3.44**	Quality knowledge exam		
3.46	**3.52**	Quality practice exam		
	3.53	Exam form follows content		
3.35	**3.40**	Feedback on exams		

Engagement & contact

3.68 ▷	**3.82**	Teachers reachable		
	3.58	Feedback		
	3.96	Feel safe		
	4.00	Feel at home		
	4.14	Feel inspired		
	4.24	Regularly engaged		
	4.02	Involved outside lessons		
	3.44	Feedback appreciated		
3.23 ▶	**3.66**	Course evaluations		

General

◀ 3.61	**3.35**	Information		
3.68	**3.73**	Facilities		
	3.73	Study pressure		

"study pressure" is coded as: 1=too low, 3=good, 5=too high

Reaction of program management:
De Master Diergeneeskunde is de enige in Nederland, dus we kunnen ons alleen met onszelf van een paar jaar geleden vergelijken. We zijn erg blij met de 15 verbeteringen, waarbij we met name trots zijn op de enorm goede beoordeling van onze betrokken, deskundige en bereikbare docenten.
Ook de kwaliteit en uitdagendheid van de inhoud zijn beter beoordeeld en daar is ook hard aan gewerkt.
Punten van aandacht zijn het zelf vormgeven van de inhoud en de aansluiting met de beroepspraktijk. Aan deze twee punten wordt specifiek aandacht gegeven in het ontwerp van het nieuwe curriculum dat in september 2022 begint.

data analysis:
Jeroen Fokker - Departement Computer Science - Utrecht University
Hossein Al Mahmoudi - UBD Teaching Policy - Utrecht University

Master program 66570 DKML

Nationale Studenten Enquete 2021

Gezondheidszorg landbouwhuisdieren en vet. volksgezondheid

Diergeneeskunde

Universiteit Utrecht



Response: 75 out of 237 = 31.6%

Compared to previous years

program in 2018 (n=265)

DKML in 2021 (n=75)

95% confidence interval

80% confidence interval

The UU program in 2021 is...

- ▶ probably better
- ▷ possibly better
- ◁ possibly worse
- ◀ probably worse

...than the comparison group

Masterprogram 66570 DKML

Gezondheidszorg landbouwhuisdieren en vet. volksgezondheid Diergeneeskunde

Content & organisation

2018	2021		Netherlands	Faculty
4.03	**4.01**	Satisfied with content		
3.86	**3.77**	Up-to-date		
3.75 ▶	**3.91**	Quality materials		
◀ 4.11	**3.91**	Program level		
3.75	**3.72**	Work methods		
3.66 ▷	**3.87**	Can broaden/deepen		
	3.58	Program coordination		
3.82	**3.93**	Challenging		
3.56	**3.51**	Shape your own program		

Connection to practice

3.46	**3.54**	Satisfied with practice		
3.43	**3.50**	Skills for practice		
◀ 3.67	**3.28**	Link to professionals		

Teachers

3.97	**4.03**	Satisfied with teachers		
3.79 ▶	**4.10**	Involvement		
3.61	**3.69**	Didactic skills		
4.21	**4.26**	Content expertise		
3.81	**3.69**	Practice knowledge		
3.69	**3.68**	Supportive		
3.74	**3.79**	Inspiring		
	3.93	Understandable		
	3.94	Encourage questions		

Counseling

2018	2021		Netherlands	Faculty
3.34 ▶	**3.55**	Satisfied with counseling		
3.60 ▷	**3.79**	Opportunity		
3.35 ▷	**3.53**	Quality		

Assessment

3.34	**3.41**	Satisfied with assessment		
3.42	**3.46**	Exam matches content		
3.43 ▷	**3.57**	Clear criteria		
3.41	**3.38**	Quality knowledge exam		
3.46	**3.59**	Quality practice exam		
	3.52	Exam form follows content		
3.35 ▷	**3.52**	Feedback on exams		

Engagement & contact

3.68 ▶	**4.19**	Teachers reachable		
	3.79	Feedback		
	4.30	Feel safe		
	4.35	Feel at home		
	4.33	Feel inspired		
	4.21	Regularly engaged		
	4.06	Involved outside lessons		
	3.87	Feedback appreciated		
3.23 ▶	**4.05**	Course evaluations		

General

3.61	**3.48**	Information		
3.68 ▷	**3.86**	Facilities		
	3.42	Study pressure		

"study pressure" is coded as: 1=too low, 3=good, 5=too high

Reaction of program management:
De Master Diergeneeskunde is de enige in Nederland, dus we kunnen ons alleen met onszelf van een paar jaar geleden vergelijken. We zijn erg blij met de 15 verbeteringen, waarbij we met name trots zijn op de enorm goede beoordeling van onze betrokken, deskundige en bereikbare docenten.
Ook de kwaliteit en uitdagendheid van de inhoud zijn beter beoordeeld en daar is ook hard aan gewerkt.
Punten van aandacht zijn het zelf vormgeven van de inhoud en de aansluiting met de beroepspraktijk. Aan deze twee punten wordt specifiek aandacht gegeven in het ontwerp van het nieuwe curriculum dat in september 2022 begint.

data analysis:
Jeroen Fokker - Departement Computer Science - Utrecht University
Hossein Al Mahmoudi - UBD Teaching Policy - Utrecht University

Master program 66570 DKMP

Gezondheidszorg paard

Diergeneeskunde

Nationale Studenten Enquete 2021

Universiteit Utrecht



Response: 44 out of 110 = 40.0%

Compared to previous years

program in 2018 (n=265)
DKMP in 2021 (n=44)

95% confidence interval
80% confidence interval

The UU program in 2021 is...

▶ probably better
▷ possibly better
◁ possibly worse
◀ probably worse

...than the comparison group

Masterprogram 66570 DKMP

Gezondheidszorg paard Diergeneeskunde

Content & organisation

2018	2021		Netherlands	Faculty
4.03	**4.16**	Satisfied with content		
3.86	**3.93**	Up-to-date		
3.75 ▶	**4.05**	Quality materials		
4.11	**4.11**	Program level		
3.75 ▷	**3.95**	Work methods		
3.66	**3.76**	Can broaden/deepen		
	3.64	Program coordination		
3.82 ▶	**4.12**	Challenging		
3.56	**3.69**	Shape your own program		

Connection to practice

3.46 ▶	**3.70**	Satisfied with practice		
3.43 ▶	**3.93**	Skills for practice		
◀ 3.67	**3.21**	Link to professionals		

Teachers

3.97	**4.11**	Satisfied with teachers		
3.79 ▶	**4.07**	Involvement		
3.61 ▷	**3.85**	Didactic skills		
4.21 ▶	**4.51**	Content expertise		
3.81 ▶	**4.05**	Practice knowledge		
3.69 ▷	**3.93**	Supportive		
3.74 ▷	**3.95**	Inspiring		
	4.00	Understandable		
	3.68	Encourage questions		

Counseling

2018	2021		Netherlands	Faculty
3.34 ▶	**3.81**	Satisfied with counseling		
3.60	**3.56**	Opportunity		
3.35 ▷	**3.60**	Quality		

Assessment

3.34 ▶	**3.70**	Satisfied with assessment		
3.42 ▶	**3.70**	Exam matches content		
3.43 ▶	**3.73**	Clear criteria		
3.41	**3.55**	Quality knowledge exam		
3.46 ▷	**3.62**	Quality practice exam		
	3.59	Exam form follows content		
3.35 ▶	**3.74**	Feedback on exams		

Engagement & contact

3.68 ▶	**3.97**	Teachers reachable		
	3.79	Feedback		
	3.97	Feel safe		
	4.26	Feel at home		
	4.37	Feel inspired		
	4.13	Regularly engaged		
	4.27	Involved outside lessons		
	3.68	Feedback appreciated		
3.23 ▶	**3.84**	Course evaluations		

General

3.61	**3.59**	Information		
3.68 ▶	**4.16**	Facilities		
	3.52	Study pressure		

"study pressure" is coded as: 1=too low, 3=good, 5=too high

Reaction of program management:
De Master Diergeneeskunde is de enige in Nederland, dus we kunnen ons alleen met onszelf van een paar jaar geleden vergelijken. We zijn erg blij met de 15 verbeteringen, waarbij we met name trots zijn op de enorm goede beoordeling van onze betrokken, deskundige en bereikbare docenten.
Ook de kwaliteit en uitdagendheid van de inhoud zijn beter beoordeeld en daar is ook hard aan gewerkt.
Punten van aandacht zijn het zelf vormgeven van de inhoud en de aansluiting met de beroepspraktijk. Aan deze twee punten wordt specifiek aandacht gegeven in het ontwerp van het nieuwe curriculum dat in september 2022 begint.

data analysis:
Jeroen Fokker - Departement Computer Science - Utrecht University
Hossein Al Mahmoudi - UBD Teaching Policy - Utrecht University

Master program 66583

Geneeskunde, klinisch onderzoeker

Nationale Studenten Enquete 2021

Universiteit Utrecht

2018	2021		Netherlands	Faculty
4.33	**4.28**	Satisfied with program	3.87 ▶	4.03 ▶
4.26 ▷	**4.40**	General skills	4.07 ▶	4.08 ▶
3.79	**3.80**	Education feasibility	3.73	◁ 3.91
4.17 ▷	**4.34**	Atmosphere	3.93 ▶	4.03 ▶
4.53	**4.51**	Would choose again	4.08 ▶	4.20 ▶
4.16	**4.07**	Content & organisation	3.68 ▶	3.91 ▶
4.38	**4.31**	Connection to practice	4.17 ▷	4.04 ▶
4.11 ▶	**4.32**	Teachers	3.83 ▶	4.00 ▶
3.88	**3.71**	English	3.10 ▶	◁ 4.02
3.83	**3.87**	Counseling	3.65 ▶	3.86
3.67	**3.68**	Assessment	3.38 ▶	3.66
	4.22	Engagement & contact	3.80 ▶	3.95 ▶

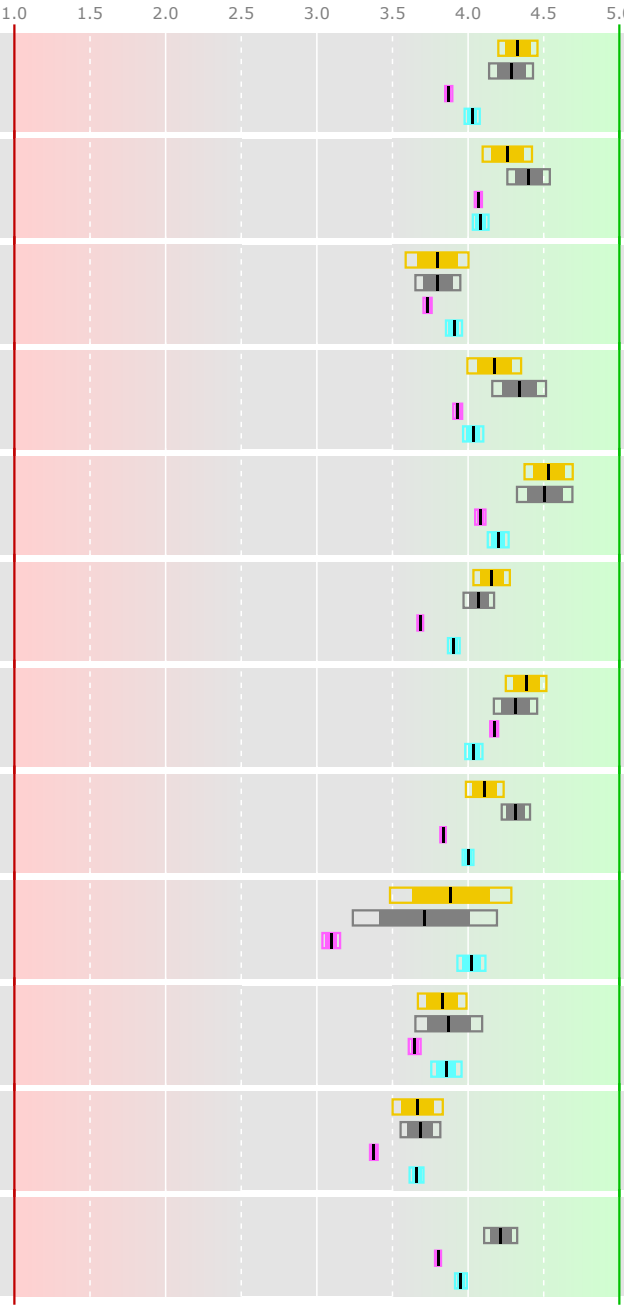

Response: 81 out of 192 = 42.2%

Compared to previous years

- program in 2018 (n=82)
- program in 2021 (n=81)
- 95% confidence interval
- 80% confidence interval

The UU program in 2021 is...

- ▶ probably better
- ▷ possibly better
- ◁ possibly worse
- ◀ probably worse

...than the comparison group

Compared to similar programs in NL

Netherlands

Utrecht: Geneeskunde (n=331)
Leiden: Geneeskunde (n=345)
Groningen: Geneeskunde (n=500)
Rotterdam: Geneeskunde (n=413)
Maastricht: Geneeskunde (n=387)
Maastricht: Arts - Klinisch Onderzoeker (re (n=96)
UvA: Geneeskunde (n=256)
VU: Geneeskunde (n=328)
Nijmegen: Geneeskunde (n=399)

Compared to Master program in faculty GNK

Faculty GNK

Geneeskunde (n=331)
Klinische Gezondheidswetenschappen (n=78)
Biomedical Sciences (n=231)
Master in Health Sciences (n=26)

Masterprogram 66583

Geneeskunde, klinisch onderzoeker

Content & organisation

2018	2021		Netherlands	Faculty
4.36 ▷	**4.50**	Satisfied with content	4.02 ▶	4.15 ▶
4.05	**4.21**	Up-to-date	3.84 ▶	3.98 ▶
4.02 ▷	**4.21**	Quality materials	3.78 ▶	4.03 ▶
4.36	**4.45**	Program level	3.96 ▶	4.13 ▶
◁ 4.19	**3.97**	Work methods	3.76 ▶	3.98
3.77 ▷	**3.96**	Can broaden/deepen	3.62 ▶	3.81 ▷
	4.01	Program coordination	3.57 ▶	3.78 ▶
4.14 ▶	**4.42**	Challenging	3.85 ▶	3.90 ▶
◀ 3.68	**3.33**	Shape your own program	3.09 ▶	◀ 3.65

Connection to practice

4.16	**4.30**	Satisfied with practice	3.72 ▶	3.73 ▶
4.31	**4.24**	Skills for practice	4.15	4.03 ▶
4.45	**4.39**	Link to professionals	4.19 ▶	4.05 ▶

Teachers

4.25 ▶	**4.46**	Satisfied with teachers	3.85 ▶	4.09 ▶
4.09 ▶	**4.41**	Involvement	3.49 ▶	3.74 ▶
3.92	**4.03**	Didactic skills	3.59 ▶	3.80 ▶
4.56 ▶	**4.74**	Content expertise	4.31 ▶	4.43 ▶
4.56 ▶	**4.73**	Practice knowledge	4.39 ▶	4.39 ▶
4.01	**4.03**	Supportive	3.53 ▶	3.77 ▶
4.05	**4.15**	Inspiring	3.64 ▶	3.82 ▶
	4.26	Understandable	3.93 ▶	4.01 ▶
	4.19	Encourage questions	3.79 ▶	4.04 ▶

Counseling

2018	2021		Netherlands	Faculty
3.75 ▷	**3.96**	Satisfied with counseling	3.51 ▶	3.81 ▷
4.08	**4.00**	Opportunity	3.68 ▶	3.90
3.85	**3.74**	Quality	3.62	3.81

Assessment

3.64	**3.73**	Satisfied with assessment	3.24 ▶	3.61 ▷
3.69	**3.73**	Exam matches content	3.34 ▶	3.69
3.49	**3.60**	Clear criteria	3.32 ▶	3.69
3.65	**3.64**	Quality knowledge exam	3.27 ▶	3.67
3.83	**3.81**	Quality practice exam	3.59 ▶	3.71
	3.86	Exam form follows content	3.49 ▶	3.75 ▷
◀ 3.78	**3.47**	Feedback on exams	3.25 ▷	3.45

Engagement & contact

3.93 ▶	**4.22**	Teachers reachable	3.56 ▶	3.93 ▶
	3.76	Feedback	3.44 ▶	3.59 ▷
	4.18	Feel safe	3.89 ▶	4.12
	4.12	Feel at home	3.96 ▷	4.01
	4.39	Feel inspired	4.06 ▶	4.09 ▶
	4.44	Regularly engaged	4.04 ▶	4.05 ▶
	4.11	Involved outside lessons	3.94 ▷	3.81 ▶
	4.18	Feedback appreciated	3.55 ▶	3.83 ▶
3.65 ▶	**4.54**	Course evaluations	3.76 ▶	4.14 ▶

General

3.54 ▶	**4.00**	Information	3.29 ▶	3.79 ▶
3.95	**4.05**	Facilities	3.58 ▶	3.83 ▶
	3.61	Study pressure	3.41	3.31

"study pressure" is coded as: 1=too low, 3=good, 5=too high

Reaction of program management:
De opleiding is erg blij dat over de gehele linie positieve beoordelingen zijn gegeven.
Vanwege alle aanpassingen als gevolg van de COVID19 pandemie is het een pittig jaar geweest, zowel voor studenten, als voor docenten. We hebben jullie positieve en constructieve houding daarin zeer gewaardeerd, bijvoorbeeld bij het zoeken naar oplossingen voor het aanbod van digitaal onderwijs en het beperken van wachttijden bij de coschappen.
In de afgelopen jaar is veel aandacht geweest voor studentenwelzijn (teambuilding activiteiten in de introductie, professionalisering van de rol van preceptoren, invoering van het buddy-systeem) hetgeen positief blijkt te zijn ontvangen.
De spreiding in de beantwoording van de vraag over Engelstalig onderwijs kan worden verklaard, doordat de opleiding voor wat betreft het klinische gedeelte Nederlandstalig is, het wetenschapsonderwijs overwegend Engelstalig.
De opleiding heeft afgelopen jaar hard gewerkt aan het invoeren van challenge-based interdisciplinair projectonderwijs, samen met de masteropleidingen van de TU/e, WUR en BMS. Momenteel loopt de eerste versie daarvan in SUMMA jaar 2.
Tevens is gekeken of toetsing op een andere manier kan worden ingericht. Een eerste pilot van de SV-A (studievoortgangsanalyse) vond plaats januari 2021, als voorbereiding voor de SVT. De bedoeling is om komend jaar dit verder uit te werken.

data analysis:
Jeroen Fokker - Departement Computer Science - Utrecht University
Hossein Al Mahmoudi - UBD Teaching Policy - Utrecht University

Master program 66601

Sociologie

Nationale Studenten Enquete 2021

Universiteit Utrecht

2018	2021		Netherlands	Faculty
◁ 4.25	**3.94**	Satisfied with program	4.05	3.90
4.03	**4.00**	General skills	3.90	3.85
3.97	**4.00**	Education feasibility	4.04	3.79
4.47	**4.25**	Atmosphere	4.26	3.98
4.15	**4.19**	Would choose again	4.13	3.99
4.05	**3.91**	Content & organisation	3.97	3.82
◁ 4.23	**3.75**	Connection to practice	2.96 ▶	3.76
4.26	**4.10**	Teachers	4.16	4.05
4.26	**4.06**	English	◁ 4.43	4.01
3.83	**3.79**	Counseling	3.76	3.89
3.86	**3.93**	Assessment	3.92	3.78
	4.12	Engagement & contact	4.07	4.01

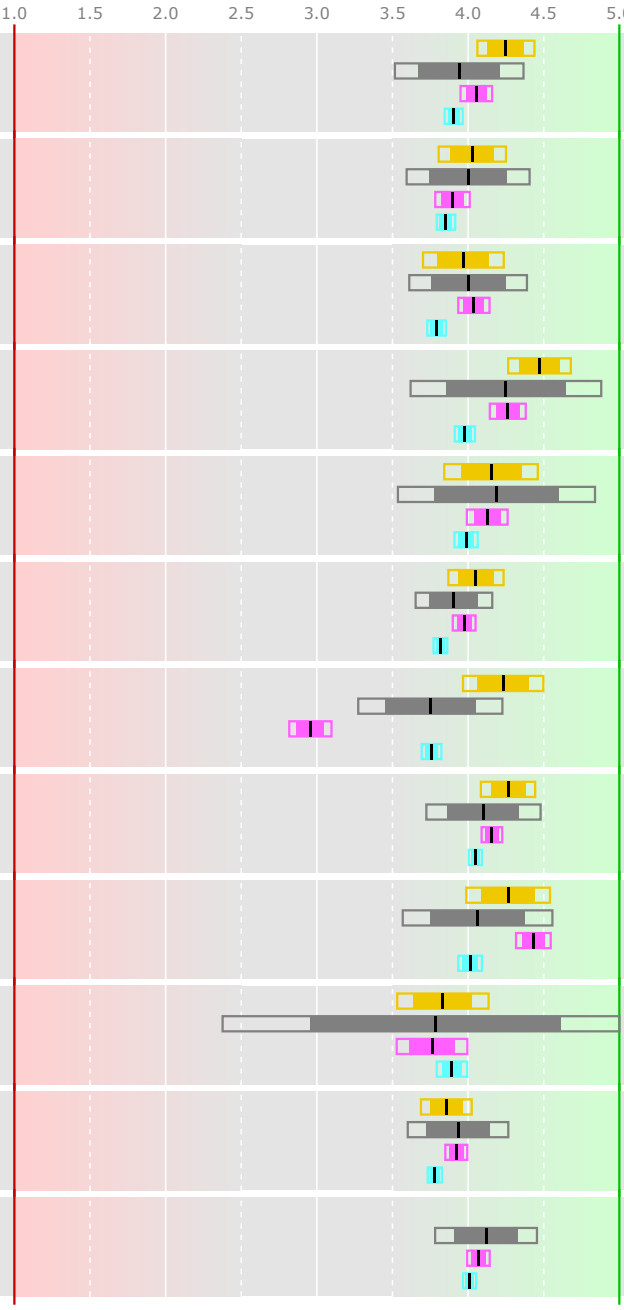

Response: 17 out of 56 = 30.4%

Compared to previous years

- program in 2018 (n=36)
- program in 2021 (n=17)
- 95% confidence interval
- 80% confidence interval

The UU program in 2021 is...

- ▶ probably better
- ▷ possibly better
- ◁ possibly worse
- ◀ probably worse

...than the comparison group

Compared to similar programs in NL

Netherlands

Groningen: Sociologie (n=36)
Rotterdam: Sociologie (n=70)
UvA: Sociologie (n=40)
VU: Sociologie (n=22)
Nijmegen: Sociologie (n=16)

Compared to Master program in faculty FSW

Faculty FSW

Onderwijswetenschappen (n=51)
Cultural Anthropology: Sociocultural Tr (n=11)
Social & Health Psychology (research) (n=13)
Development and Socialisation in Childh (n=20)
Methodology and Statistics for the Beha (n=26)
Neuroscience and Cognition (n=58)
Communicatie en Educatie van de Natuurw (n=19)
Talenonderwijs en Communicatie (n=34)
Culturele Antropologie (n=21)
Algemene Sociale Wetenschappen (n=57)
Mens- en Maatschappijonderwijs en Commu (n=1)
Sociology and Social Research (research) (n=11)
Educational Sciences: Learning in Inter (n=10)
Psychology (n=223)
Pedagogische Wetenschappen (n=120)
Migration, Ethnic relations and Multicu (n=7)
Leraar VHO in de Bètawetenschappen (n=5)
Leraar VHO in de Taal- en cultuurwetens (n=4)
Leraar VHO in de Mens- en Maatschappijw (n=3)
Educatie en Communicatie in de Mens- en (n=19)

Masterprogram 66601

Sociologie

Content & organisation

2018	2021		Netherlands	Faculty
4.06	**4.00**	Satisfied with content	4.16	3.93
4.22 ▷	**4.56**	Up-to-date	4.26 ▷	3.94 ▶
4.19	**4.12**	Quality materials	4.19	3.99
4.06	**4.00**	Program level	4.20	4.04
4.08	**3.88**	Work methods	3.85	3.73
3.70	**3.75**	Can broaden/deepen	3.91	3.73
	3.50	Program coordination	3.76	3.63
◁ 4.30	**4.00**	Challenging	4.11	3.89
◀ 4.09	**3.44**	Shape your own program	3.50	3.57

Connection to practice

◀ 4.39	**3.88**	Satisfied with practice	3.16 ▶	3.67
◀ 4.14	**3.56**	Skills for practice	3.05 ▶	3.74
4.19	**3.94**	Link to professionals	2.87 ▶	3.78

Teachers

4.25	**4.12**	Satisfied with teachers	4.34	4.13
4.50	**4.38**	Involvement	4.22	4.05 ▷
4.24	**4.12**	Didactic skills	4.20	3.98
4.41	**4.44**	Content expertise	4.49	4.43
◁ 4.30	**3.94**	Practice knowledge	3.78	4.06
4.24	**3.88**	Supportive	4.01	3.90
◁ 4.24	**3.88**	Inspiring	4.12	3.75
	4.06	Understandable	4.17	4.05
	4.12	Encourage questions	4.28	4.16

Counseling

2018	2021		Netherlands	Faculty
4.14	**4.14**	Satisfied with counseling	3.94	3.77
3.91	**3.71**	Opportunity	3.82	3.93
3.81	**3.86**	Quality	3.70	3.86

Assessment

3.89	**3.75**	Satisfied with assessment	3.88	3.70
3.88	**3.93**	Exam matches content	3.96	3.86
3.82	**3.67**	Clear criteria	◁ 3.96	3.74
3.85	**4.07**	Quality knowledge exam	4.04	3.81 ▷
3.88	**4.00**	Quality practice exam	3.84	3.72 ▷
	4.00	Exam form follows content	4.01	3.81
4.06	**3.93**	Feedback on exams	3.68	3.75

Engagement & contact

4.15	**4.27**	Teachers reachable	4.21	4.15
	3.87	Feedback	3.78	3.89
	4.27	Feel safe	4.24	4.14
	4.27	Feel at home	3.97	3.79 ▷
	4.00	Feel inspired	4.18	3.98
	4.33	Regularly engaged	4.18	4.10
	3.87	Involved outside lessons	3.97	3.81
	4.00	Feedback appreciated	3.94	3.99
3.23 ▶	**4.20**	Course evaluations	4.15	4.24

General

◁ 3.97	**3.47**	Information	◁ 3.93	3.74
◀ 3.92	**3.12**	Facilities	◁ 3.46	◁ 3.55
	3.38	Study pressure	3.32	3.48

"study pressure" is coded as: 1=too low, 3=good, 5=too high

Reaction of program management:
The master scores were somewhat lower to 2018 but on most criteria not significantly so. This may be partially related to the low number of participants N=17) and the relatively large response range.
- The scores on overall sphere and involvement of the teachers and relationship to the labor market were good, which are core values in our program that we tried to maintain during this challenging year.

- Unfortunately, we had too little face-to-face contact with the students to maintain the high scores of 2018 but the average is still good in comparison to other programs. We believe these scores will increase once fulltime education on location will resume.
- Having reduced face-to-face contact may also explain the reduction in overall satisfaction. We will seek advice from our student representative body on improving these scores in 2021-2022 in case online teaching will once more be the norm.

data analysis:
Jeroen Fokker - Departement Computer Science - Utrecht University
Hossein Al Mahmoudi - UBD Teaching Policy - Utrecht University

Master program 66604

Psychology

Nationale Studenten Enquete 2021

Universiteit Utrecht

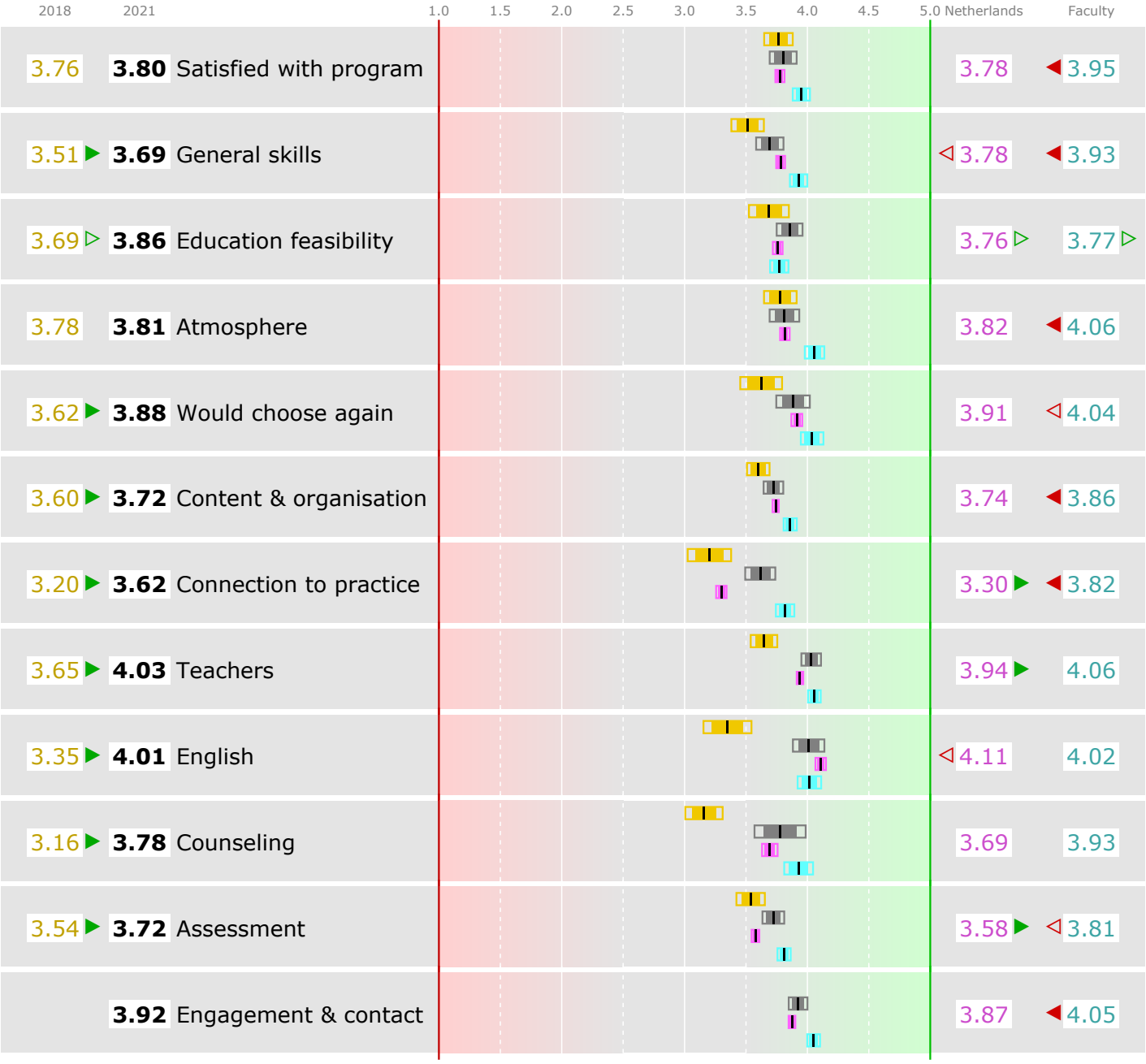

Response: 223 out of 627 = 35.6%

Compared to previous years

- program in 2018 (n=191)
- program in 2021 (n=223)
- 95% confidence interval
- 80% confidence interval

The UU program in 2021 is...

- ▶ probably better
- ▷ possibly better
- ◁ possibly worse
- ◀ probably worse

...than the comparison group

Compared to similar programs in NL

Netherlands

Leiden: Psychology (n=505)
Groningen: Psychologie (n=275)
Rotterdam: Psychology (n=226)
Twente: Psychology (n=122)
Maastricht: Mental Health (n=45)
Maastricht: Psychology (n=219)
UvA: Gezondheidszorgpsychologie (n=78)
UvA: Psychology (n=120)
VU: Psychologie (n=85)
Nijmegen: Psychologie (n=137)
Tilburg: Psychologie en Geestelijke Gezo (n=99)
Tilburg: Social Psychology (n=50)
Tilburg: Medische Psychologie (n=54)
OU: Psychology (n=132)

Compared to Master program in faculty FSW

Faculty FSW

Onderwijswetenschappen (n=51)
Cultural Anthropology: Sociocultural Tr (n=11)
Social & Health Psychology (research) (n=13)
Development and Socialisation in Childh (n=20)
Methodology and Statistics for the Beha (n=26)
Neuroscience and Cognition (n=58)
Communicatie en Educatie van de Natuurw (n=19)
Talenonderwijs en Communicatie (n=34)
Culturele Antropologie (n=21)
Algemene Sociale Wetenschappen (n=57)
Mens- en Maatschappijonderwijs en Commu (n=1)
Sociology and Social Research (research) (n=11)
Educational Sciences: Learning in Inter (n=10)
Sociologie (n=17)
Pedagogische Wetenschappen (n=120)
Migration, Ethnic relations and Multicu (n=7)
Leraar VHO in de Bètawetenschappen (n=5)
Leraar VHO in de Taal- en cultuurwetens (n=4)
Leraar VHO in de Mens- en Maatschappijw (n=3)
Educatie en Communicatie in de Mens- en (n=19)

Masterprogram 66604

Psychology

Content & organisation

2018	2021		Netherlands	Faculty
3.57 ▶	**3.89**	Satisfied with content	◀ 4.02	3.95
3.70	**3.78**	Up-to-date	3.83	◀ 4.03
3.69 ▶	**3.88**	Quality materials	◁ 3.96	◀ 4.04
3.59 ▶	**3.91**	Program level	3.97	◀ 4.10
3.56 ▷	**3.68**	Work methods	3.71	3.76
3.19 ▶	**3.64**	Can broaden/deepen	3.68	◁ 3.76
	3.57	Program coordination	3.65	3.65
3.36 ▶	**3.75**	Challenging	◁ 3.85	◀ 3.96
3.49	**3.55**	Shape your own program	3.27 ▶	3.57

Connection to practice

3.34 ▷	**3.51**	Satisfied with practice	3.35 ▶	◀ 3.75
3.16 ▶	**3.54**	Skills for practice	3.39 ▶	◀ 3.82
3.13 ▶	**3.69**	Link to professionals	3.20 ▶	◁ 3.82

Teachers

3.80 ▶	**4.11**	Satisfied with teachers	3.96 ▶	4.14
3.53 ▶	**3.90**	Involvement	3.80 ▷	◀ 4.13
3.67 ▶	**4.00**	Didactic skills	3.92 ▷	3.97
4.08 ▶	**4.37**	Content expertise	4.30 ▷	◁ 4.45
3.88 ▶	**4.12**	Practice knowledge	4.01 ▷	4.03 ▷
3.52 ▶	**3.80**	Supportive	3.71 ▷	◀ 3.94
3.57 ▷	**3.70**	Inspiring	3.63	3.77
	4.11	Understandable	4.01 ▶	4.03 ▷
	4.25	Encourage questions	4.11 ▶	4.12 ▶

Counseling

2018	2021		Netherlands	Faculty
3.17 ▶	**3.64**	Satisfied with counseling	3.64	◁ 3.83
3.32 ▶	**3.86**	Opportunity	3.71	3.95
3.40 ▶	**3.70**	Quality	3.68	◁ 3.91

Assessment

3.50 ▶	**3.69**	Satisfied with assessment	3.50 ▶	3.71
3.58 ▶	**3.86**	Exam matches content	3.65 ▶	3.86
3.60	**3.63**	Clear criteria	3.54 ▷	◀ 3.79
3.59 ▶	**3.79**	Quality knowledge exam	3.60 ▶	3.83
3.38 ▶	**3.62**	Quality practice exam	3.53 ▷	◀ 3.77
	3.84	Exam form follows content	3.69 ▶	3.80
3.52	**3.60**	Feedback on exams	3.44 ▶	◀ 3.83

Engagement & contact

3.58 ▶	**3.98**	Teachers reachable	3.97	◀ 4.23
	3.72	Feedback	3.62 ▷	◀ 3.96
	4.15	Feel safe	4.12	4.14
	3.59	Feel at home	◁ 3.71	◀ 3.88
	3.87	Feel inspired	◁ 3.97	◀ 4.03
	3.98	Regularly engaged	4.06	◀ 4.16
	3.80	Involved outside lessons	3.78	3.82
	4.03	Feedback appreciated	3.72 ▶	3.98
3.09 ▶	**4.21**	Course evaluations	3.92 ▶	4.25

General

3.48 ▶	**3.76**	Information	3.64 ▶	3.72
◀ 3.66	**3.44**	Facilities	3.44	◀ 3.58
	3.34	Study pressure	3.44	3.53

"study pressure" is coded as: 1=too low, 3=good, 5=too high

Reaction of program management:
Er is één punt waar ik heel blij van wordt, en dat is dat onze docenten echt hoog scoren in bijna alle opzichten (ook hoger dan landelijk). Dat geeft maar eens aan wat voor wereldprestatie zij geleverd hebben in coronatijd. Ondanks alle problemen waarmee zij zichzelf ook geconfronteerd zagen in deze tijd.

data analysis:
Jeroen Fokker - Departement Computer Science - Utrecht University
Hossein Al Mahmoudi - UBD Teaching Policy - Utrecht University

Master program 66604 CLPM

Clinical Psychology

Psychology

Nationale Studenten Enquete 2021

Universiteit Utrecht

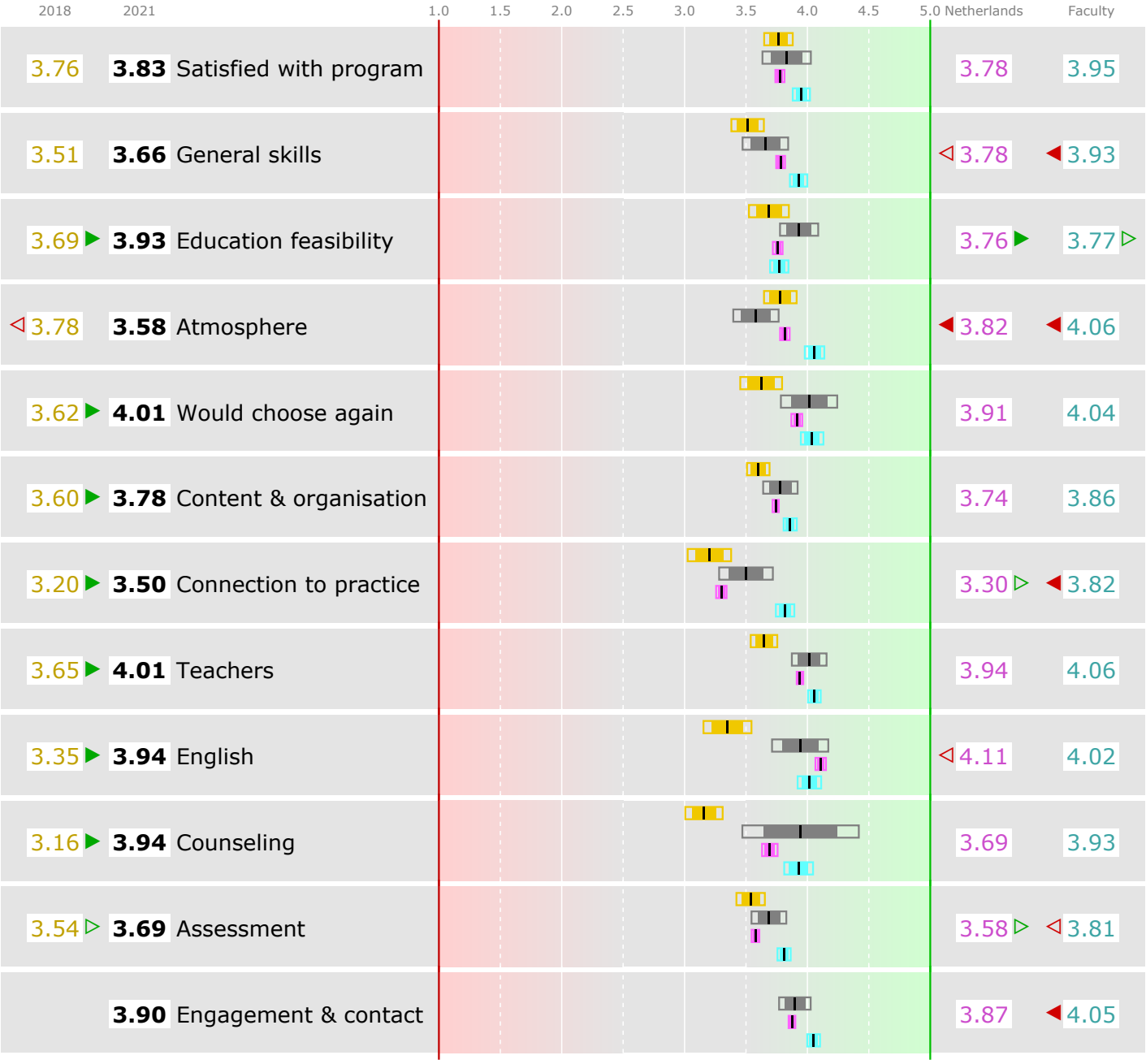

Response: 77 out of 235 = 32.8%

Compared to previous years

- program in 2018 (n=191)
- CLPM in 2021 (n=77)
- 95% confidence interval
- 80% confidence interval

The UU program in 2021 is...

- ▶ probably better
- ▷ possibly better
- ◁ possibly worse
- ◀ probably worse

...than the comparison group

Compared to similar programs in NL

Netherlands

Leiden: Psychology (n=505)
Groningen: Psychologie (n=275)
Rotterdam: Psychology (n=226)
Twente: Psychology (n=122)
Maastricht: Mental Health (n=45)
Maastricht: Psychology (n=219)
UvA: Gezondheidszorgpsychologie (n=78)
UvA: Psychology (n=120)
VU: Psychologie (n=85)
Nijmegen: Psychologie (n=137)
Tilburg: Psychologie en Geestelijke Gezo (n=99)
Tilburg: Social Psychology (n=50)
Tilburg: Medische Psychologie (n=54)
OU: Psychology (n=132)

Compared to Master program in faculty FSW

Faculty FSW

Onderwijswetenschappen (n=51)
Cultural Anthropology: Sociocultural Tr (n=11)
Social & Health Psychology (research) (n=13)
Development and Socialisation in Childh (n=20)
Methodology and Statistics for the Beha (n=26)
Neuroscience and Cognition (n=58)
Communicatie en Educatie van de Natuurw (n=19)
Talenonderwijs en Communicatie (n=34)
Culturele Antropologie (n=21)
Algemene Sociale Wetenschappen (n=57)
Mens- en Maatschappijonderwijs en Commu (n=1)
Sociology and Social Research (research) (n=11)
Educational Sciences: Learning in Inter (n=10)
Sociologie (n=17)
Pedagogische Wetenschappen (n=120)
Migration, Ethnic relations and Multicu (n=7)
Leraar VHO in de Bètawetenschappen (n=5)
Leraar VHO in de Taal- en cultuurwetens (n=4)
Leraar VHO in de Mens- en Maatschappijw (n=3)
Educatie en Communicatie in de Mens- en (n=19)

Masterprogram 66604 CLPM

Clinical Psychology
Psychology

Content & organisation

2018	2021		Netherlands	Faculty
3.57 ▶	**4.03**	Satisfied with content	4.02	3.95
3.70 ▷	**3.88**	Up-to-date	3.83	◁ 4.03
3.69 ▶	**4.01**	Quality materials	3.96	4.04
3.59 ▶	**4.04**	Program level	3.97	4.10
3.56	**3.70**	Work methods	3.71	3.76
3.19 ▶	**3.72**	Can broaden/deepen	3.68	3.76
	3.62	Program coordination	3.65	3.65
3.36 ▶	**3.77**	Challenging	3.85	◁ 3.96
3.49	**3.45**	Shape your own program	3.27 ▷	3.57

Connection to practice

3.34	**3.47**	Satisfied with practice	3.35	◀ 3.75
3.16 ▶	**3.51**	Skills for practice	3.39	◀ 3.82
3.13 ▶	**3.49**	Link to professionals	3.20 ▶	◀ 3.82

Teachers

3.80 ▶	**4.07**	Satisfied with teachers	3.96	4.14
3.53 ▶	**3.84**	Involvement	3.80	◀ 4.13
3.67 ▶	**3.91**	Didactic skills	3.92	3.97
4.08 ▶	**4.37**	Content expertise	4.30	4.45
3.88 ▶	**4.21**	Practice knowledge	4.01 ▷	4.03 ▷
3.52 ▷	**3.74**	Supportive	3.71	◀ 3.94
3.57	**3.74**	Inspiring	3.63	3.77
	4.15	Understandable	4.01 ▷	4.03 ▷
	4.18	Encourage questions	4.11	4.12

Counseling

2018	2021		Netherlands	Faculty
3.17 ▷	**3.68**	Satisfied with counseling	3.64	3.83
3.32 ▶	**4.00**	Opportunity	3.71	3.95
3.40 ▶	**3.89**	Quality	3.68	3.91

Assessment

3.50 ▷	**3.66**	Satisfied with assessment	3.50 ▷	3.71
3.58 ▶	**3.93**	Exam matches content	3.65 ▶	3.86
3.60	**3.67**	Clear criteria	3.54	3.79
3.59 ▶	**3.82**	Quality knowledge exam	3.60 ▶	3.83
3.38 ▷	**3.58**	Quality practice exam	3.53	◁ 3.77
	3.81	Exam form follows content	3.69 ▷	3.80
◁ 3.52	**3.31**	Feedback on exams	3.44	◀ 3.83

Engagement & contact

3.58 ▶	**4.03**	Teachers reachable	3.97	◀ 4.23
	3.40	Feedback	◀ 3.62	◀ 3.96
	4.06	Feel safe	4.12	4.14
	3.43	Feel at home	◀ 3.71	◀ 3.88
	3.94	Feel inspired	3.97	4.03
	4.01	Regularly engaged	4.06	4.16
	3.89	Involved outside lessons	3.78	3.82
	4.09	Feedback appreciated	3.72 ▶	3.98
3.09 ▶	**4.26**	Course evaluations	3.92 ▶	4.25

General

3.48 ▶	**3.80**	Information	3.64 ▷	3.72
◀ 3.66	**3.38**	Facilities	3.44	◁ 3.58
	3.30	Study pressure	3.44	3.53

"study pressure" is coded as: 1=too low, 3=good, 5=too high

Reaction of program management:
Er is één punt waar ik heel blij van wordt, en dat is dat onze docenten echt hoog scoren in bijna alle opzichten (ook hoger dan landelijk). Dat geeft maar eens aan wat voor wereldprestatie zij geleverd hebben in coronatijd. Ondanks alle problemen waarmee zij zichzelf ook geconfronteerd zagen in deze tijd.

data analysis:
Jeroen Fokker - Departement Computer Science - Utrecht University
Hossein Al Mahmoudi - UBD Teaching Policy - Utrecht University

Master program 66604 KKJM

Clinical Child and Adolescent Psychology

Psychology

Nationale Studenten Enquete 2021

Universiteit Utrecht

	2018	2021		Netherlands	Faculty
	3.76	**3.67**	Satisfied with program	3.78	◁ 3.95
	3.51	**3.45**	General skills	◁ 3.78	◀ 3.93
	3.69	**3.70**	Education feasibility	3.76	3.77
	3.78	**3.95**	Atmosphere	3.82	4.06
	3.62	**3.70**	Would choose again	3.91	◁ 4.04
	3.60	**3.63**	Content & organisation	3.74	◁ 3.86
▶	3.20	**3.94**	Connection to practice	3.30 ▶	3.82
▶	3.65	**4.13**	Teachers	3.94 ▷	4.06
▷	3.35	**3.83**	English	4.11	4.02
	3.16	**3.75**	Counseling	3.69	3.93
	3.54	**3.78**	Assessment	3.58	3.81
		3.92	Engagement & contact	3.87	4.05

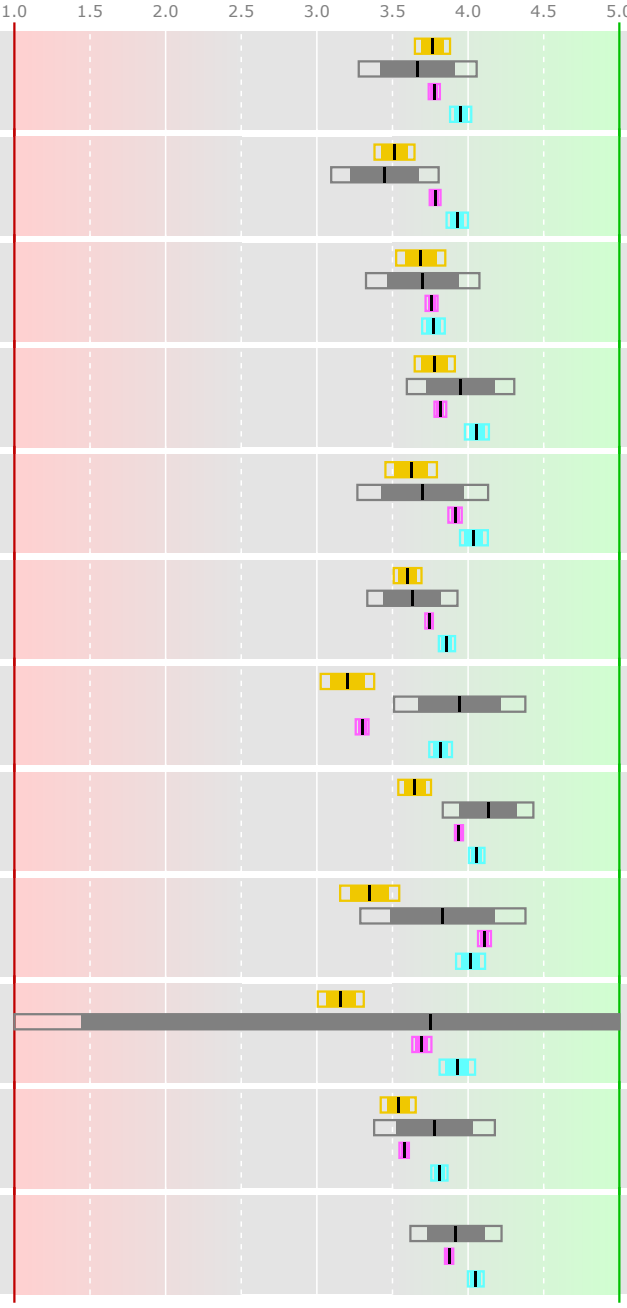

Response: 21 out of 59 = 35.6%

Compared to previous years

- program in 2018 (n=191)
- KKJM in 2021 (n=21)
- 95% confidence interval
- 80% confidence interval

The UU program in 2021 is...

- ▶ probably better
- ▷ possibly better
- ◁ possibly worse
- ◀ probably worse

...than the comparison group

Compared to similar programs in NL

Netherlands

Leiden: Psychology (n=505)
Groningen: Psychologie (n=275)
Rotterdam: Psychology (n=226)
Twente: Psychology (n=122)
Maastricht: Mental Health (n=45)
Maastricht: Psychology (n=219)
UvA: Gezondheidszorgpsychologie (n=78)
UvA: Psychology (n=120)
VU: Psychologie (n=85)
Nijmegen: Psychologie (n=137)
Tilburg: Psychologie en Geestelijke Gezo (n=99)
Tilburg: Social Psychology (n=50)
Tilburg: Medische Psychologie (n=54)
OU: Psychology (n=132)

Compared to Master program in faculty FSW

Faculty FSW

Onderwijswetenschappen (n=51)
Cultural Anthropology: Sociocultural Tr (n=11)
Social & Health Psychology (research) (n=13)
Development and Socialisation in Childh (n=20)
Methodology and Statistics for the Beha (n=26)
Neuroscience and Cognition (n=58)
Communicatie en Educatie van de Natuurw (n=19)
Talenonderwijs en Communicatie (n=34)
Culturele Antropologie (n=21)
Algemene Sociale Wetenschappen (n=57)
Mens- en Maatschappijonderwijs en Commu (n=1)
Sociology and Social Research (research) (n=11)
Educational Sciences: Learning in Inter (n=10)
Sociologie (n=17)
Pedagogische Wetenschappen (n=120)
Migration, Ethnic relations and Multicu (n=7)
Leraar VHO in de Bètawetenschappen (n=5)
Leraar VHO in de Taal- en cultuurwetens (n=4)
Leraar VHO in de Mens- en Maatschappijw (n=3)
Educatie en Communicatie in de Mens- en (n=19)

Masterprogram 66604 KKJM

Clinical Child and Adolescent Psychology
Psychology

Content & organisation

2018	2021		Netherlands	Faculty
3.57 ▷	**3.85**	Satisfied with content	4.02	3.95
3.70	**3.74**	Up-to-date	3.83	◁ 4.03
3.69	**3.79**	Quality materials	3.96	◁ 4.04
3.59	**3.74**	Program level	3.97	◁ 4.10
3.56	**3.79**	Work methods	3.71	3.76
3.19	**3.53**	Can broaden/deepen	3.68	3.76
	3.47	Program coordination	3.65	3.65
3.36 ▶	**3.89**	Challenging	3.85	3.96
◁ 3.49	**3.11**	Shape your own program	3.27	◁ 3.57

Connection to practice

3.34	**3.30**	Satisfied with practice	3.35	◁ 3.75
3.16 ▶	**3.89**	Skills for practice	3.39 ▶	3.82
3.13 ▶	**4.00**	Link to professionals	3.20 ▶	3.82

Teachers

3.80 ▷	**4.05**	Satisfied with teachers	3.96	4.14
3.53 ▶	**4.22**	Involvement	3.80 ▶	4.13
3.67 ▶	**4.17**	Didactic skills	3.92 ▷	3.97
4.08 ▷	**4.33**	Content expertise	4.30	4.45
3.88 ▷	**4.17**	Practice knowledge	4.01	4.03
3.52 ▷	**4.00**	Supportive	3.71 ▷	3.94
3.57 ▷	**3.89**	Inspiring	3.63	3.77
	4.00	Understandable	4.01	4.03
	4.28	Encourage questions	4.11	4.12

Counseling

2018	2021		Netherlands	Faculty
3.17	**3.33**	Satisfied with counseling	3.64	3.83
3.32	**4.00**	Opportunity	3.71	3.95
3.40	**3.50**	Quality	3.68	3.91

Assessment

3.50	**3.55**	Satisfied with assessment	3.50	3.71
3.58	**3.78**	Exam matches content	3.65	3.86
3.60	**3.61**	Clear criteria	3.54	3.79
3.59 ▶	**3.94**	Quality knowledge exam	3.60 ▶	3.83
3.38	**3.61**	Quality practice exam	3.53	3.77
	3.89	Exam form follows content	3.69	3.80
3.52	**3.83**	Feedback on exams	3.44	3.83

Engagement & contact

3.58 ▷	**3.94**	Teachers reachable	3.97	4.23
	4.06	Feedback	3.62 ▷	3.96
	4.11	Feel safe	4.12	4.14
	3.78	Feel at home	3.71	3.88
	3.89	Feel inspired	3.97	4.03
	3.78	Regularly engaged	◁ 4.06	◁ 4.16
	3.72	Involved outside lessons	3.78	3.82
	3.94	Feedback appreciated	3.72 ▷	3.98
3.09 ▶	**4.06**	Course evaluations	3.92 ▷	◁ 4.25

General

3.48	**3.60**	Information	3.64	3.72
◁ 3.66	**3.30**	Facilities	3.44	◁ 3.58
	3.37	Study pressure	3.44	3.53

"study pressure" is coded as: 1=too low, 3=good, 5=too high

Reaction of program management:
Er is één punt waar ik heel blij van wordt, en dat is dat onze docenten echt hoog scoren in bijna alle opzichten (ook hoger dan landelijk). Dat geeft maar eens aan wat voor wereldprestatie zij geleverd hebben in coronatijd. Ondanks alle problemen waarmee zij zichzelf ook geconfronteerd zagen in deze tijd.

data analysis:
Jeroen Fokker - Departement Computer Science - Utrecht University
Hossein Al Mahmoudi - UBD Teaching Policy - Utrecht University

Master program 66604 NEPM

Neuropsychology

Psychology

Nationale Studenten Enquete 2021

Universiteit Utrecht

2018	2021		Netherlands	Faculty
3.76	**3.81**	Satisfied with program	3.78	3.95
3.51 ▷	**3.81**	General skills	3.78	3.93
3.69	**3.77**	Education feasibility	3.76	3.77
3.78	**3.60**	Atmosphere	◁ 3.82	◀ 4.06
3.62 ▶	**4.17**	Would choose again	3.91 ▷	4.04
3.60 ▶	**3.80**	Content & organisation	3.74	3.86
3.20 ▷	**3.50**	Connection to practice	3.30 ▷	◀ 3.82
3.65 ▶	**4.01**	Teachers	3.94	4.06
3.35 ▷	**3.63**	English	◀ 4.11	◀ 4.02
3.16 ▶	**3.88**	Counseling	3.69	3.93
3.54 ▷	**3.70**	Assessment	3.58 ▷	3.81
	3.99	Engagement & contact	3.87	4.05

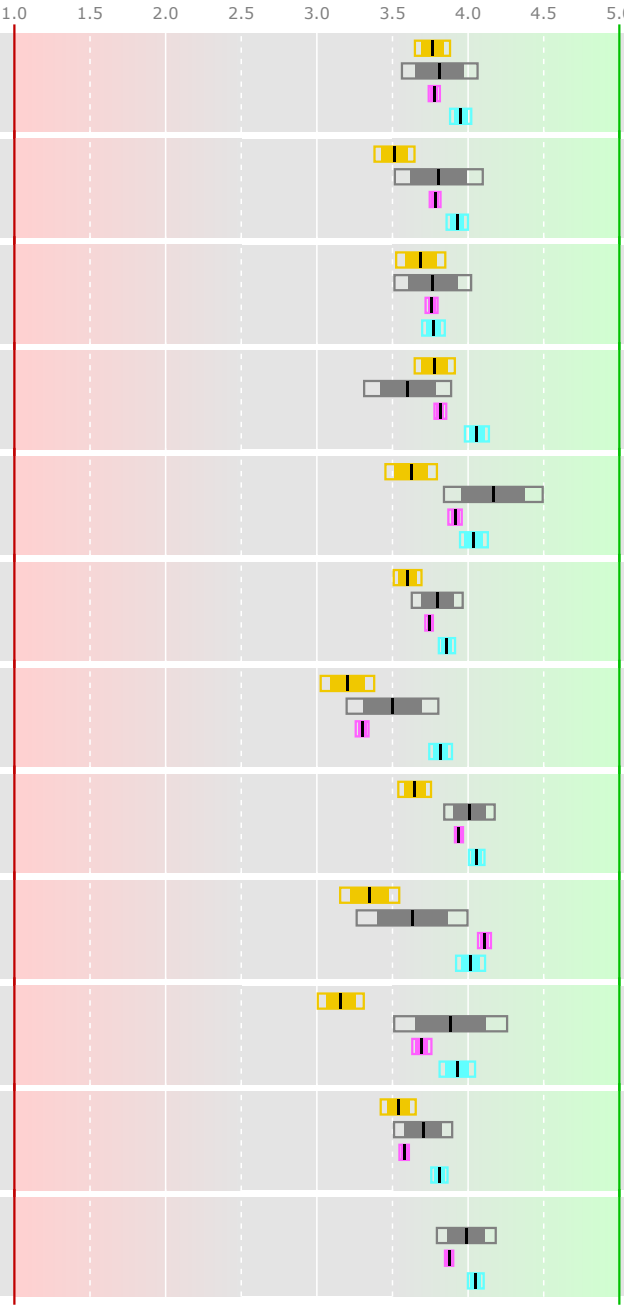

Response: 32 out of 89 = 36.0%

Compared to previous years

- program in 2018 (n=191)
- NEPM in 2021 (n=32)
- 95% confidence interval
- 80% confidence interval

The UU program in 2021 is...

- ▶ probably better
- ▷ possibly better
- ◁ possibly worse
- ◀ probably worse

...than the comparison group

Compared to similar programs in NL

Netherlands

Leiden: Psychology (n=505)
Groningen: Psychologie (n=275)
Rotterdam: Psychology (n=226)
Twente: Psychology (n=122)
Maastricht: Mental Health (n=45)
Maastricht: Psychology (n=219)
UvA: Gezondheidszorgpsychologie (n=78)
UvA: Psychology (n=120)
VU: Psychologie (n=85)
Nijmegen: Psychologie (n=137)
Tilburg: Psychologie en Geestelijke Gezo (n=99)
Tilburg: Social Psychology (n=50)
Tilburg: Medische Psychologie (n=54)
OU: Psychology (n=132)

Compared to Master program in faculty FSW

Faculty FSW

Onderwijswetenschappen (n=51)
Cultural Anthropology: Sociocultural Tr (n=11)
Social & Health Psychology (research) (n=13)
Development and Socialisation in Childh (n=20)
Methodology and Statistics for the Beha (n=26)
Neuroscience and Cognition (n=58)
Communicatie en Educatie van de Natuurw (n=19)
Talenonderwijs en Communicatie (n=34)
Culturele Antropologie (n=21)
Algemene Sociale Wetenschappen (n=57)
Mens- en Maatschappijonderwijs en Commu (n=1)
Sociology and Social Research (research) (n=11)
Educational Sciences: Learning in Inter (n=10)
Sociologie (n=17)
Pedagogische Wetenschappen (n=120)
Migration, Ethnic relations and Multicu (n=7)
Leraar VHO in de Bètawetenschappen (n=5)
Leraar VHO in de Taal- en cultuurwetens (n=4)
Leraar VHO in de Mens- en Maatschappijw (n=3)
Educatie en Communicatie in de Mens- en (n=19)

Masterprogram 66604 NEPM

Neuropsychology
Psychology

Content & organisation

2018	2021		Netherlands	Faculty
3.57 ▶	**4.00**	Satisfied with content	4.02	3.95
3.70	**3.80**	Up-to-date	3.83	◁ 4.03
3.69 ▶	**4.03**	Quality materials	3.96	4.04
3.59 ▶	**4.07**	Program level	3.97	4.10
3.56 ▷	**3.83**	Work methods	3.71	3.76
3.19 ▷	**3.47**	Can broaden/deepen	◁ 3.68	◀ 3.76
	3.57	Program coordination	3.65	3.65
3.36 ▶	**3.93**	Challenging	3.85	3.96
3.49	**3.67**	Shape your own program	3.27 ▶	3.57

Connection to practice

3.34	**3.39**	Satisfied with practice	3.35	◀ 3.75
3.16	**3.36**	Skills for practice	3.39	◀ 3.82
3.13 ▶	**3.64**	Link to professionals	3.20 ▶	3.82

Teachers

3.80 ▶	**4.16**	Satisfied with teachers	3.96 ▷	4.14
3.53	**3.71**	Involvement	3.80	◀ 4.13
3.67 ▶	**4.00**	Didactic skills	3.92	3.97
4.08 ▶	**4.46**	Content expertise	4.30 ▷	4.45
3.88 ▶	**4.32**	Practice knowledge	4.01 ▶	4.03 ▶
3.52	**3.71**	Supportive	3.71	◁ 3.94
3.57 ▶	**4.00**	Inspiring	3.63 ▶	3.77 ▷
	4.00	Understandable	4.01	4.03
	3.86	Encourage questions	◀ 4.11	◀ 4.12

Counseling

2018	2021		Netherlands	Faculty
3.17 ▶	**3.80**	Satisfied with counseling	3.64	3.83
3.32 ▶	**4.00**	Opportunity	3.71 ▷	3.95
3.40 ▷	**3.77**	Quality	3.68	3.91

Assessment

3.50 ▷	**3.73**	Satisfied with assessment	3.50 ▶	3.71
3.58 ▷	**3.86**	Exam matches content	3.65 ▷	3.86
3.60	**3.68**	Clear criteria	3.54	3.79
3.59 ▷	**3.79**	Quality knowledge exam	3.60 ▷	3.83
3.38 ▷	**3.61**	Quality practice exam	3.53	3.77
	3.89	Exam form follows content	3.69 ▷	3.80
3.52	**3.39**	Feedback on exams	3.44	◀ 3.83

Engagement & contact

3.58 ▶	**4.04**	Teachers reachable	3.97	4.23
	3.71	Feedback	3.62	3.96
	4.04	Feel safe	4.12	4.14
	3.82	Feel at home	3.71	3.88
	4.18	Feel inspired	3.97 ▷	4.03
	4.04	Regularly engaged	4.06	4.16
	4.11	Involved outside lessons	3.78 ▶	3.82 ▶
	3.86	Feedback appreciated	3.72	3.98
3.09 ▶	**4.11**	Course evaluations	3.92 ▷	4.25

General

3.48	**3.65**	Information	3.64	3.72
◁ 3.66	**3.42**	Facilities	3.44	3.58
	3.60	Study pressure	3.44	3.53

"study pressure" is coded as: 1=too low, 3=good, 5=too high

Reaction of program management:
Er is één punt waar ik heel blij van wordt, en dat is dat onze docenten echt hoog scoren in bijna alle opzichten (ook hoger dan landelijk). Dat geeft maar eens aan wat voor wereldprestatie zij geleverd hebben in coronatijd. Ondanks alle problemen waarmee zij zichzelf ook geconfronteerd zagen in deze tijd.

data analysis:
Jeroen Fokker - Departement Computer Science - Utrecht University
Hossein Al Mahmoudi - UBD Teaching Policy - Utrecht University

Master program 66604 SHOP

Nationale Studenten Enquete 2021

Social, Health and Organisational Psychology

Psychology

Universiteit Utrecht

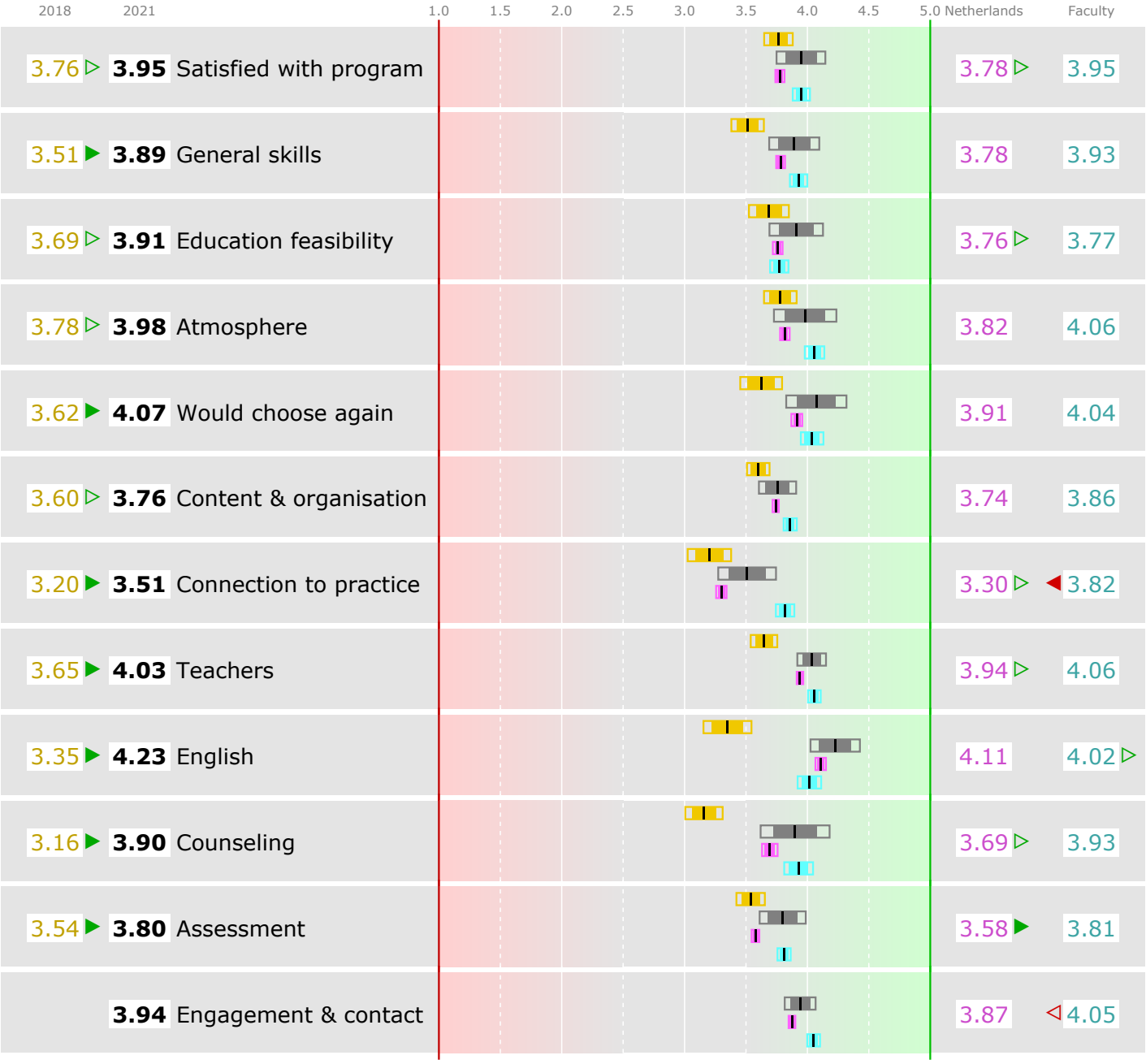

Response: 57 out of 151 = 37.7%

Compared to previous years

- program in 2018 (n=191)
- SHOP in 2021 (n=57)
- 95% confidence interval
- 80% confidence interval

The UU program in 2021 is...

- ▶ probably better
- ▷ possibly better
- ◁ possibly worse
- ◀ probably worse

...than the comparison group

Compared to similar programs in NL

Netherlands

Leiden: Psychology (n=505)
Groningen: Psychologie (n=275)
Rotterdam: Psychology (n=226)
Twente: Psychology (n=122)
Maastricht: Mental Health (n=45)
Maastricht: Psychology (n=219)
UvA: Gezondheidszorgpsychologie (n=78)
UvA: Psychology (n=120)
VU: Psychologie (n=85)
Nijmegen: Psychologie (n=137)
Tilburg: Psychologie en Geestelijke Gezo (n=99)
Tilburg: Social Psychology (n=50)
Tilburg: Medische Psychologie (n=54)
OU: Psychology (n=132)

Compared to Master program in faculty FSW

Faculty FSW

Onderwijswetenschappen (n=51)
Cultural Anthropology: Sociocultural Tr (n=11)
Social & Health Psychology (research) (n=13)
Development and Socialisation in Childh (n=20)
Methodology and Statistics for the Beha (n=26)
Neuroscience and Cognition (n=58)
Communicatie en Educatie van de Natuurw (n=19)
Talenonderwijs en Communicatie (n=34)
Culturele Antropologie (n=21)
Algemene Sociale Wetenschappen (n=57)
Mens- en Maatschappijonderwijs en Commu (n=1)
Sociology and Social Research (research) (n=11)
Educational Sciences: Learning in Inter (n=10)
Sociologie (n=17)
Pedagogische Wetenschappen (n=120)
Migration, Ethnic relations and Multicu (n=7)
Leraar VHO in de Bètawetenschappen (n=5)
Leraar VHO in de Taal- en cultuurwetens (n=4)
Leraar VHO in de Mens- en Maatschappijw (n=3)
Educatie en Communicatie in de Mens- en (n=19)

Masterprogram 66604 SHOP

Social, Health and Organisational Psychology
Psychology

Content & organisation

2018	2021		Netherlands	Faculty
3.57 ▶	**4.02**	Satisfied with content	4.02	3.95
3.70	**3.76**	Up-to-date	3.83	◀ 4.03
3.69 ▶	**4.02**	Quality materials	3.96	4.04
3.59 ▶	**3.95**	Program level	3.97	◁ 4.10
3.56	**3.60**	Work methods	3.71	◁ 3.76
3.19 ▶	**3.74**	Can broaden/deepen	3.68	3.76
	3.57	Program coordination	3.65	3.65
3.36 ▶	**3.89**	Challenging	3.85	3.96
3.49	**3.54**	Shape your own program	3.27 ▷	3.57

Connection to practice

3.34	**3.46**	Satisfied with practice	3.35	◀ 3.75
3.16 ▷	**3.43**	Skills for practice	3.39	◀ 3.82
3.13 ▶	**3.59**	Link to professionals	3.20 ▶	◁ 3.82

Teachers

3.80 ▶	**4.20**	Satisfied with teachers	3.96 ▶	4.14
3.53 ▶	**3.89**	Involvement	3.80	◀ 4.13
3.67 ▶	**4.06**	Didactic skills	3.92 ▷	3.97
4.08 ▶	**4.41**	Content expertise	4.30 ▷	4.45
3.88	**3.91**	Practice knowledge	4.01	4.03
3.52 ▶	**3.87**	Supportive	3.71 ▷	3.94
3.57	**3.54**	Inspiring	3.63	◀ 3.77
	4.30	Understandable	4.01 ▶	4.03 ▶
	4.31	Encourage questions	4.11 ▶	4.12 ▷

Counseling

2018	2021		Netherlands	Faculty
3.17 ▶	**3.75**	Satisfied with counseling	3.64	3.83
3.32 ▶	**4.07**	Opportunity	3.71 ▶	3.95
3.40 ▷	**3.73**	Quality	3.68	3.91

Assessment

3.50 ▷	**3.71**	Satisfied with assessment	3.50 ▷	3.71
3.58 ▶	**3.91**	Exam matches content	3.65 ▶	3.86
3.60 ▷	**3.79**	Clear criteria	3.54 ▶	3.79
3.59	**3.74**	Quality knowledge exam	3.60	3.83
3.38 ▷	**3.60**	Quality practice exam	3.53	3.77
	3.89	Exam form follows content	3.69 ▷	3.80
3.52 ▶	**3.87**	Feedback on exams	3.44 ▶	3.83

Engagement & contact

3.58 ▶	**3.96**	Teachers reachable	3.97	◀ 4.23
	3.91	Feedback	3.62 ▶	3.96
	4.26	Feel safe	4.12 ▷	4.14
	3.75	Feel at home	3.71	3.88
	3.86	Feel inspired	3.97	◁ 4.03
	4.10	Regularly engaged	4.06	4.16
	3.53	Involved outside lessons	◁ 3.78	◀ 3.82
	4.00	Feedback appreciated	3.72 ▶	3.98
3.09 ▶	**4.12**	Course evaluations	3.92 ▷	4.25

General

3.48 ▶	**4.04**	Information	3.64 ▶	3.72 ▶
3.66	**3.55**	Facilities	3.44	3.58
	3.52	Study pressure	3.44	3.53

"study pressure" is coded as: 1=too low, 3=good, 5=too high

Reaction of program management:
Er is één punt waar ik heel blij van wordt, en dat is dat onze docenten echt hoog scoren in bijna alle opzichten (ook hoger dan landelijk). Dat geeft maar eens aan wat voor wereldprestatie zij geleverd hebben in coronatijd. Ondanks alle problemen waarmee zij zichzelf ook geconfronteerd zagen in deze tijd.

data analysis:
Jeroen Fokker - Departement Computer Science - Utrecht University
Hossein Al Mahmoudi - UBD Teaching Policy - Utrecht University

Master program 66604 TCPM

Applied Cognitive Psychology

Psychology

Nationale Studenten Enquete 2021

Universiteit Utrecht

2018	2021		Netherlands	Faculty
3.76	**3.58**	Satisfied with program	3.78	◀ 3.95
3.51	**3.50**	General skills	◁ 3.78	◀ 3.93
3.69	**3.77**	Education feasibility	3.76	3.77
3.78 ▷	**4.14**	Atmosphere	3.82 ▷	4.06
◀ 3.62	**3.17**	Would choose again	◀ 3.91	◀ 4.04
3.60	**3.54**	Content & organisation	◁ 3.74	◀ 3.86
3.20 ▶	**3.94**	Connection to practice	3.30 ▶	3.82
3.65 ▶	**4.02**	Teachers	3.94	4.06
3.35 ▶	**4.21**	English	4.11	4.02
3.16	**3.37**	Counseling	3.69	◁ 3.93
3.54	**3.66**	Assessment	3.58	3.81
	3.90	Engagement & contact	3.87	4.05

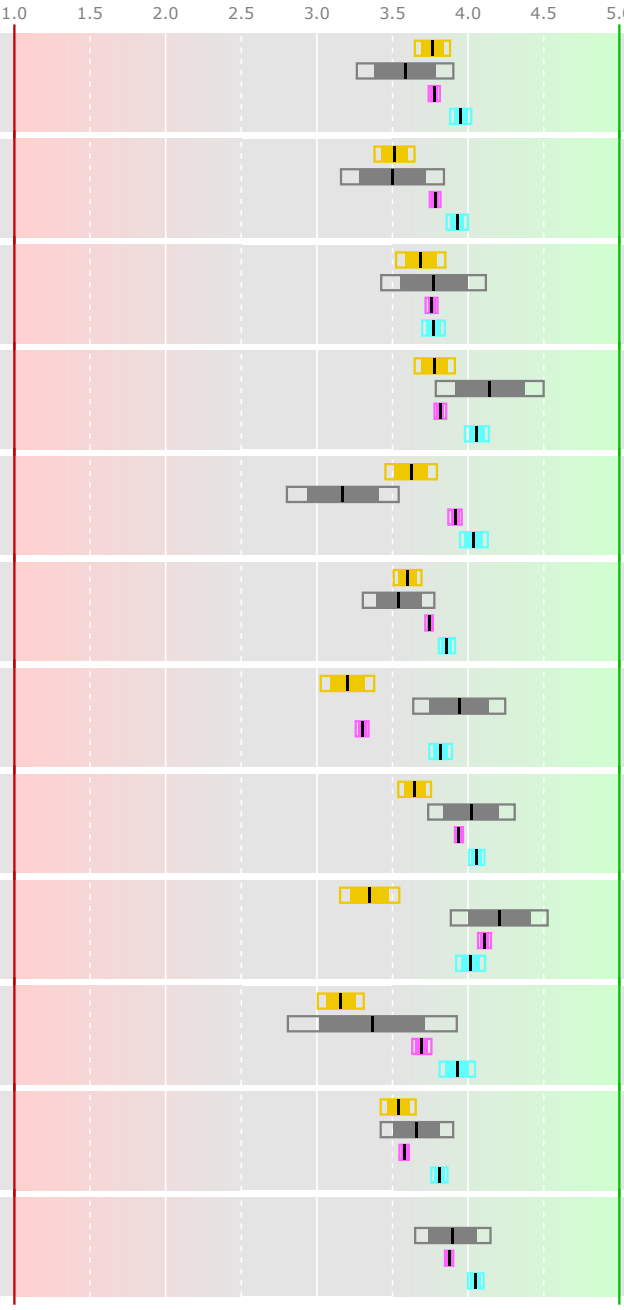

Response: 36 out of 93 = 38.7%

Compared to previous years

- program in 2018 (n=191)
- TCPM in 2021 (n=36)
- 95% confidence interval
- 80% confidence interval

The UU program in 2021 is...

- ▶ probably better
- ▷ possibly better
- ◁ possibly worse
- ◀ probably worse

...than the comparison group

Compared to similar programs in NL

Netherlands

Leiden: Psychology (n=505)
Groningen: Psychologie (n=275)
Rotterdam: Psychology (n=226)
Twente: Psychology (n=122)
Maastricht: Mental Health (n=45)
Maastricht: Psychology (n=219)
UvA: Gezondheidszorgpsychologie (n=78)
UvA: Psychology (n=120)
VU: Psychologie (n=85)
Nijmegen: Psychologie (n=137)
Tilburg: Psychologie en Geestelijke Gezo (n=99)
Tilburg: Social Psychology (n=50)
Tilburg: Medische Psychologie (n=54)
OU: Psychology (n=132)

Compared to Master program in faculty FSW

Faculty FSW

Onderwijswetenschappen (n=51)
Cultural Anthropology: Sociocultural Tr (n=11)
Social & Health Psychology (research) (n=13)
Development and Socialisation in Childh (n=20)
Methodology and Statistics for the Beha (n=26)
Neuroscience and Cognition (n=58)
Communicatie en Educatie van de Natuurw (n=19)
Talenonderwijs en Communicatie (n=34)
Culturele Antropologie (n=21)
Algemene Sociale Wetenschappen (n=57)
Mens- en Maatschappijonderwijs en Commu (n=1)
Sociology and Social Research (research) (n=11)
Educational Sciences: Learning in Inter (n=10)
Sociologie (n=17)
Pedagogische Wetenschappen (n=120)
Migration, Ethnic relations and Multicu (n=7)
Leraar VHO in de Bètawetenschappen (n=5)
Leraar VHO in de Taal- en cultuurwetens (n=4)
Leraar VHO in de Mens- en Maatschappijw (n=3)
Educatie en Communicatie in de Mens- en (n=19)

Masterprogram 66604 TCPM

Applied Cognitive Psychology Psychology

Content & organisation

2018	2021		Netherlands	Faculty
◁3.57	**3.36**	Satisfied with content	◀4.02	◀3.95
3.70	**3.60**	Up-to-date	◁3.83	◀4.03
◀3.69	**3.31**	Quality materials	◀3.96	◀4.04
3.59	**3.51**	Program level	◀3.97	◀4.10
3.56	**3.57**	Work methods	3.71	3.76
3.19▷	**3.53**	Can broaden/deepen	3.68	3.76
	3.53	Program coordination	3.65	3.65
3.36	**3.21**	Challenging	◀3.85	◀3.96
3.49▶	**3.94**	Shape your own program	3.27▶	3.57▷

Connection to practice

3.34▶	**3.89**	Satisfied with practice	3.35▶	3.75
3.16▶	**3.74**	Skills for practice	3.39▷	3.82
3.13▶	**4.15**	Link to professionals	3.20▶	3.82▷

Teachers

3.80	**4.03**	Satisfied with teachers	3.96	4.14
3.53▶	**4.00**	Involvement	3.80	4.13
3.67▷	**3.97**	Didactic skills	3.92	3.97
4.08	**4.26**	Content expertise	4.30	4.45
3.88	**4.12**	Practice knowledge	4.01	4.03
3.52	**3.76**	Supportive	3.71	3.94
3.57	**3.53**	Inspiring	3.63	3.77
	3.91	Understandable	4.01	4.03
	4.62	Encourage questions	4.11▶	4.12▶

Counseling

2018	2021		Netherlands	Faculty
3.17	**3.38**	Satisfied with counseling	3.64	◁3.83
3.32	**3.33**	Opportunity	◁3.71	◀3.95
3.40	**3.40**	Quality	3.68	◁3.91

Assessment

3.50▷	**3.74**	Satisfied with assessment	3.50▷	3.71
3.58	**3.71**	Exam matches content	3.65	3.86
◁3.60	**3.29**	Clear criteria	◁3.54	◀3.79
3.59	**3.71**	Quality knowledge exam	3.60	3.83
3.38▶	**3.76**	Quality practice exam	3.53▶	3.77
	3.79	Exam form follows content	3.69	3.80
3.52▷	**3.79**	Feedback on exams	3.44▷	3.83

Engagement & contact

3.58▷	**3.91**	Teachers reachable	3.97	◁4.23
	3.88	Feedback	3.62▷	3.96
	4.24	Feel safe	4.12	4.14
	3.39	Feel at home	◁3.71	◀3.88
	3.45	Feel inspired	◀3.97	◀4.03
	3.82	Regularly engaged	◁4.06	◀4.16
	3.79	Involved outside lessons	3.78	3.82
	4.15	Feedback appreciated	3.72▶	3.98
3.09▶	**4.45**	Course evaluations	3.92▶	4.25

General

3.48	**3.43**	Information	◁3.64	◁3.72
3.66	**3.49**	Facilities	3.44	3.58
	2.91	Study pressure	3.44	3.53

"study pressure" is coded as: 1=too low, 3=good, 5=too high

Reaction of program management:
Er is één punt waar ik heel blij van wordt, en dat is dat onze docenten echt hoog scoren in bijna alle opzichten (ook hoger dan landelijk). Dat geeft maar eens aan wat voor wereldprestatie zij geleverd hebben in coronatijd. Ondanks alle problemen waarmee zij zichzelf ook geconfronteerd zagen in deze tijd.

data analysis:
Jeroen Fokker - Departement Computer Science - Utrecht University
Hossein Al Mahmoudi - UBD Teaching Policy - Utrecht University

Master program 66607

Pedagogische Wetenschappen

Nationale Studenten Enquete 2021

Universiteit Utrecht

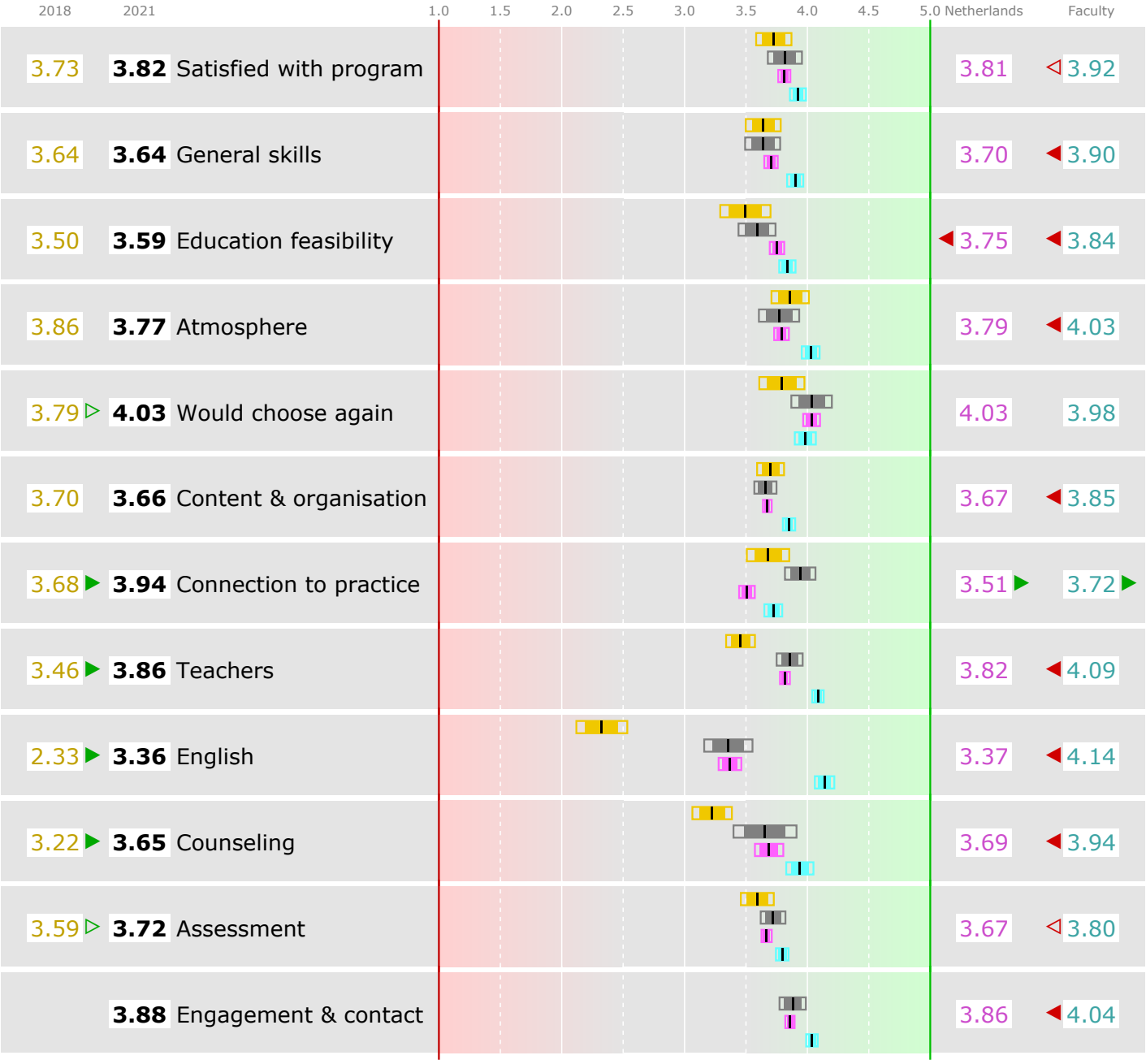

Response: 120 out of 275 = 43.6%

Compared to previous years

- program in 2018 (n=117)
- program in 2021 (n=120)
- 95% confidence interval
- 80% confidence interval

The UU program in 2021 is...

- ▶ probably better
- ▷ possibly better
- ◁ possibly worse
- ◀ probably worse

...than the comparison group

Compared to similar programs in NL

Netherlands

Leiden: Education and Child Studies (n=203)
Groningen: Pedagogische Wetenschappen (n=82)
Rotterdam: Pedagogy and Education (n=82)
UvA: Pedagogische Wetenschappen (n=127)
VU: Pedagogische Wetenschappen (n=61)
Nijmegen: Pedagogische Wetenschappen (n=195)

Compared to Master program in faculty FSW

Faculty FSW

Onderwijswetenschappen (n=51)
Cultural Anthropology: Sociocultural Tr (n=11)
Social & Health Psychology (research) (n=13)
Development and Socialisation in Childh (n=20)
Methodology and Statistics for the Beha (n=26)
Neuroscience and Cognition (n=58)
Communicatie en Educatie van de Natuurw (n=19)
Talenonderwijs en Communicatie (n=34)
Culturele Antropologie (n=21)
Algemene Sociale Wetenschappen (n=57)
Mens- en Maatschappijonderwijs en Commu (n=1)
Sociology and Social Research (research) (n=11)
Educational Sciences: Learning in Inter (n=10)
Sociologie (n=17)
Psychology (n=223)
Migration, Ethnic relations and Multicu (n=7)
Leraar VHO in de Bètawetenschappen (n=5)
Leraar VHO in de Taal- en cultuurwetens (n=4)
Leraar VHO in de Mens- en Maatschappijw (n=3)
Educatie en Communicatie in de Mens- en (n=19)

Masterprogram 66607

Pedagogische Wetenschappen

Content & organisation

2018	2021		Netherlands	Faculty
3.63 ▷	**3.79**	Satisfied with content	◁ 3.91	◀ 3.96
3.78 ▶	**3.97**	Up-to-date	3.89	3.95
3.73 ▷	**3.92**	Quality materials	3.85	4.00
3.88	**3.92**	Program level	3.93	◁ 4.06
3.51	**3.54**	Work methods	3.61	◀ 3.77
3.31 ▷	**3.50**	Can broaden/deepen	3.49	◀ 3.77
	3.42	Program coordination	◁ 3.55	◀ 3.67
3.50 ▶	**3.81**	Challenging	3.81	3.91
3.28	**3.12**	Shape your own program	◁ 3.26	◀ 3.65

Connection to practice

3.69	**3.63**	Satisfied with practice	3.40 ▶	3.69
3.66 ▶	**3.93**	Skills for practice	3.45 ▶	3.70 ▶
3.61 ▶	**3.95**	Link to professionals	3.57 ▶	3.75 ▶

Teachers

3.61 ▶	**3.99**	Satisfied with teachers	3.92	◀ 4.16
3.39 ▶	**3.83**	Involvement	3.64 ▶	◀ 4.10
3.45 ▶	**3.88**	Didactic skills	3.83	◁ 4.00
4.00 ▷	**4.18**	Content expertise	4.24	◀ 4.47
3.87	**3.91**	Practice knowledge	3.87	◀ 4.09
3.59 ▷	**3.78**	Supportive	3.60 ▶	◁ 3.92
3.41	**3.44**	Inspiring	3.54	◀ 3.81
	3.92	Understandable	3.93	◀ 4.08
	3.92	Encourage questions	3.89	◀ 4.21

Counseling

2018	2021		Netherlands	Faculty
3.25 ▷	**3.53**	Satisfied with counseling	3.54	◁ 3.83
3.35	**3.57**	Opportunity	3.72	◀ 4.00
3.42 ▷	**3.74**	Quality	3.66	3.88

Assessment

3.59	**3.54**	Satisfied with assessment	3.61	◀ 3.74
3.61 ▷	**3.75**	Exam matches content	3.74	◁ 3.88
3.64	**3.64**	Clear criteria	3.66	◁ 3.76
3.67	**3.70**	Quality knowledge exam	3.69	◁ 3.84
3.45 ▶	**3.69**	Quality practice exam	3.52 ▷	3.73
	3.67	Exam form follows content	3.73	◀ 3.84
3.54 ▶	**3.88**	Feedback on exams	3.64 ▶	3.73 ▷

Engagement & contact

3.39 ▶	**3.90**	Teachers reachable	3.83	◀ 4.20
	3.96	Feedback	3.75 ▶	3.88
	4.02	Feel safe	4.12	◁ 4.17
	3.79	Feel at home	3.88	3.80
	3.93	Feel inspired	3.92	3.99
	4.03	Regularly engaged	3.99	4.12
	3.69	Involved outside lessons	3.77	◁ 3.84
	3.62	Feedback appreciated	3.58	◀ 4.06
3.01 ▶	**3.98**	Course evaluations	3.87	◀ 4.29

General

3.53	**3.55**	Information	3.55	◀ 3.77
◀ 3.86	**3.45**	Facilities	3.50	◁ 3.56
	3.66	Study pressure	3.48	3.44

"study pressure" is coded as: 1=too low, 3=good, 5=too high

data analysis:
Jeroen Fokker - Departement Computer Science - Utrecht University
Hossein Al Mahmoudi - UBD Teaching Policy - Utrecht University

Master program 66607 CCFE

Nationale Studenten Enquete 2021

Clinical Child, Family and Education Studies

Pedagogische Wetenschappen

Universiteit Utrecht

2018	2021		Netherlands	Faculty
3.73	**3.77**	Satisfied with program	3.81	◁ 3.92
3.64	**3.60**	General skills	3.70	◀ 3.90
3.50	**3.58**	Education feasibility	◁ 3.75	◀ 3.84
◁ 3.86	**3.63**	Atmosphere	◁ 3.79	◀ 4.03
3.79 ▷	**4.00**	Would choose again	4.03	3.98
3.70	**3.66**	Content & organisation	3.67	◀ 3.85
3.68 ▶	**3.97**	Connection to practice	3.51 ▶	3.72 ▶
3.46 ▶	**3.81**	Teachers	3.82	◀ 4.09
2.33 ▶	**3.14**	English	◁ 3.37	◀ 4.14
3.22 ▷	**3.54**	Counseling	3.69	◁ 3.94
3.59 ▶	**3.78**	Assessment	3.67 ▷	3.80
	3.83	Engagement & contact	3.86	◀ 4.04

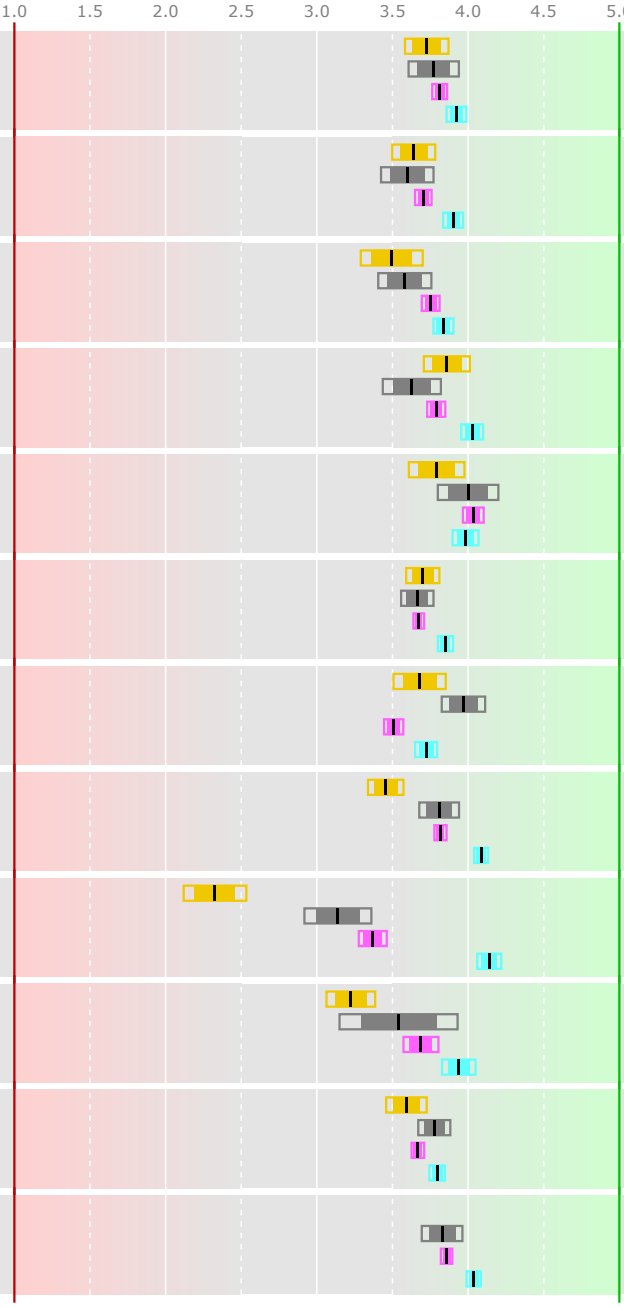

Response: 88 out of 199 = 44.2%

Compared to previous years

- program in 2018 (n=117)
- CCFE in 2021 (n=88)
- 95% confidence interval
- 80% confidence interval

The UU program in 2021 is...

- ▶ probably better
- ▷ possibly better
- ◁ possibly worse
- ◀ probably worse

...than the comparison group

Compared to similar programs in NL

Netherlands

Leiden: Education and Child Studies (n=203)
Groningen: Pedagogische Wetenschappen (n=82)
Rotterdam: Pedagogy and Education (n=82)
UvA: Pedagogische Wetenschappen (n=127)
VU: Pedagogische Wetenschappen (n=61)
Nijmegen: Pedagogische Wetenschappen (n=195)

Compared to Master program in faculty FSW

Faculty FSW

Onderwijswetenschappen (n=51)
Cultural Anthropology: Sociocultural Tr (n=11)
Social & Health Psychology (research) (n=13)
Development and Socialisation in Childh (n=20)
Methodology and Statistics for the Beha (n=26)
Neuroscience and Cognition (n=58)
Communicatie en Educatie van de Natuurw (n=19)
Talenonderwijs en Communicatie (n=34)
Culturele Antropologie (n=21)
Algemene Sociale Wetenschappen (n=57)
Mens- en Maatschappijonderwijs en Commu (n=1)
Sociology and Social Research (research) (n=11)
Educational Sciences: Learning in Inter (n=10)
Sociologie (n=17)
Psychology (n=223)
Migration, Ethnic relations and Multicu (n=7)
Leraar VHO in de Bètawetenschappen (n=5)
Leraar VHO in de Taal- en cultuurwetens (n=4)
Leraar VHO in de Mens- en Maatschappijw (n=3)
Educatie en Communicatie in de Mens- en (n=19)

Masterprogram 66607 CCFE

Clinical Child, Family and Education Studies
Pedagogische Wetenschappen

Content & organisation

2018	2021		Netherlands	Faculty
3.63 ▷	**3.78**	Satisfied with content	◁ 3.91	◁ 3.96
3.78	**3.87**	Up-to-date	3.89	3.95
3.73 ▷	**3.89**	Quality materials	3.85	◁ 4.00
3.88	**3.95**	Program level	3.93	◁ 4.06
3.51	**3.58**	Work methods	3.61	◁ 3.77
3.31 ▷	**3.53**	Can broaden/deepen	3.49	◀ 3.77
	3.52	Program coordination	3.55	◁ 3.67
3.50 ▶	**3.84**	Challenging	3.81	3.91
◁ 3.28	**3.07**	Shape your own program	◁ 3.26	◀ 3.65

Connection to practice

2018	2021		Netherlands	Faculty
3.69	**3.66**	Satisfied with practice	3.40 ▶	3.69
3.66 ▶	**4.00**	Skills for practice	3.45 ▶	3.70 ▶
3.61 ▶	**3.94**	Link to professionals	3.57 ▶	3.75 ▷

Teachers

2018	2021		Netherlands	Faculty
3.61 ▶	**3.92**	Satisfied with teachers	3.92	◀ 4.16
3.39 ▶	**3.69**	Involvement	3.64	◀ 4.10
3.45 ▶	**3.88**	Didactic skills	3.83	◁ 4.00
4.00	**4.12**	Content expertise	◁ 4.24	◀ 4.47
3.87	**3.99**	Practice knowledge	3.87	4.09
3.59	**3.70**	Supportive	3.60	◀ 3.92
3.41	**3.38**	Inspiring	◁ 3.54	◀ 3.81
	3.89	Understandable	3.93	◀ 4.08
	3.84	Encourage questions	3.89	◀ 4.21

Counseling

2018	2021		Netherlands	Faculty
3.25	**3.32**	Satisfied with counseling	3.54	◀ 3.83
3.35	**3.40**	Opportunity	◁ 3.72	◀ 4.00
3.42	**3.68**	Quality	3.66	3.88

Assessment

2018	2021		Netherlands	Faculty
3.59	**3.58**	Satisfied with assessment	3.61	◀ 3.74
3.61 ▶	**3.82**	Exam matches content	3.74	3.88
3.64	**3.74**	Clear criteria	3.66	3.76
3.67	**3.73**	Quality knowledge exam	3.69	3.84
3.45 ▶	**3.81**	Quality practice exam	3.52 ▶	3.73
	3.64	Exam form follows content	3.73	◀ 3.84
3.54 ▶	**3.92**	Feedback on exams	3.64 ▶	3.73 ▷

Engagement & contact

2018	2021		Netherlands	Faculty
3.39 ▶	**3.77**	Teachers reachable	3.83	◀ 4.20
	4.01	Feedback	3.75 ▶	3.88 ▷
	3.93	Feel safe	◁ 4.12	◀ 4.17
	3.75	Feel at home	3.88	3.80
	3.88	Feel inspired	3.92	3.99
	4.00	Regularly engaged	3.99	◁ 4.12
	3.78	Involved outside lessons	3.77	3.84
	3.49	Feedback appreciated	3.58	◀ 4.06
3.01 ▶	**3.84**	Course evaluations	3.87	◀ 4.29

General

2018	2021		Netherlands	Faculty
3.53	**3.49**	Information	3.55	◀ 3.77
◀ 3.86	**3.44**	Facilities	3.50	3.56
	3.65	Study pressure	3.48	3.44

"study pressure" is coded as: 1=too low, 3=good, 5=too high

data analysis:
Jeroen Fokker - Departement Computer Science - Utrecht University
Hossein Al Mahmoudi - UBD Teaching Policy - Utrecht University

Master program 66607 YESM

Youth, Education and Society

Pedagogische Wetenschappen

Nationale Studenten Enquete 2021

Universiteit Utrecht

2018	2021		Netherlands	Faculty
3.73 ▷	**3.94**	Satisfied with program	3.81	3.92
3.64	**3.74**	General skills	3.70	3.90
3.50	**3.61**	Education feasibility	3.75	◁ 3.84
3.86 ▷	**4.16**	Atmosphere	3.79 ▶	4.03
3.79 ▷	**4.13**	Would choose again	4.03	3.98
3.70	**3.64**	Content & organisation	3.67	◀ 3.85
3.68	**3.87**	Connection to practice	3.51 ▶	3.72
3.46 ▶	**3.98**	Teachers	3.82 ▷	4.09
2.33 ▶	**3.90**	English	3.37 ▶	◁ 4.14
3.22 ▶	**3.82**	Counseling	3.69	3.94
3.59	**3.58**	Assessment	3.67	◁ 3.80
	4.01	Engagement & contact	3.86 ▷	4.04

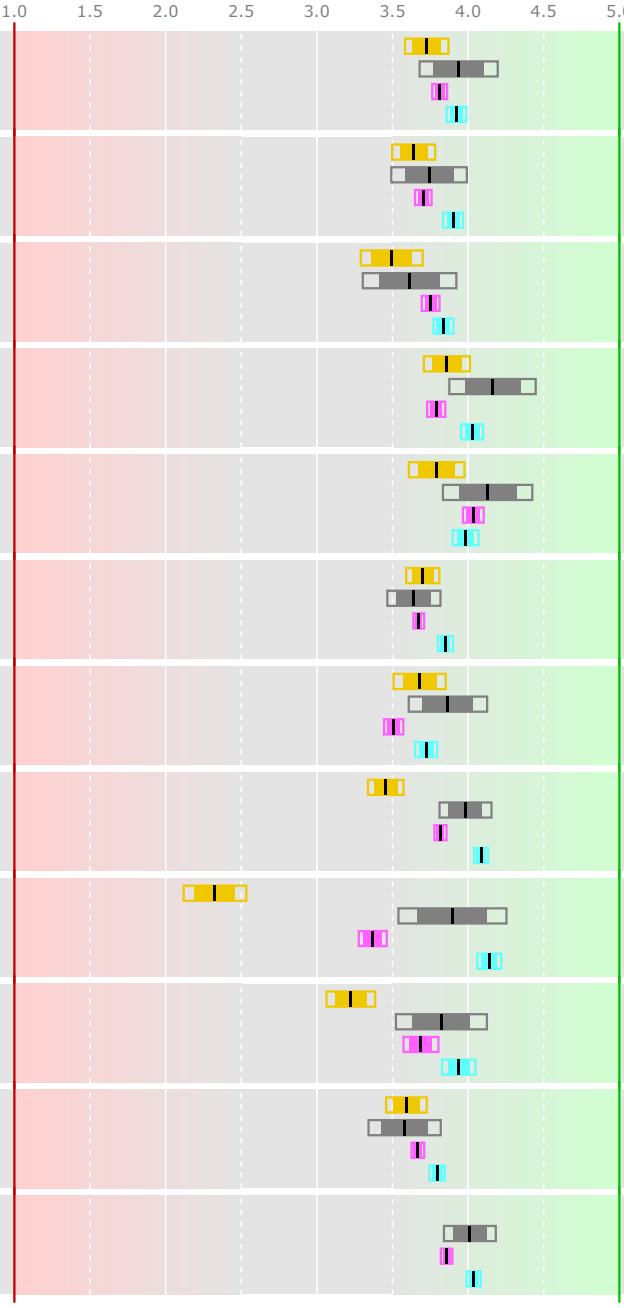

Response: 32 out of 76 = 42.1%

Compared to previous years

- program in 2018 (n=117)
- YESM in 2021 (n=32)
- 95% confidence interval
- 80% confidence interval

The UU program in 2021 is...

- ▶ probably better
- ▷ possibly better
- ◁ possibly worse
- ◀ probably worse

...than the comparison group

Compared to similar programs in NL

Netherlands

Leiden: Education and Child Studies (n=203)
Groningen: Pedagogische Wetenschappen (n=82)
Rotterdam: Pedagogy and Education (n=82)
UvA: Pedagogische Wetenschappen (n=127)
VU: Pedagogische Wetenschappen (n=61)
Nijmegen: Pedagogische Wetenschappen (n=195)

Compared to Master program in faculty FSW

Faculty FSW

Onderwijswetenschappen (n=51)
Cultural Anthropology: Sociocultural Tr (n=11)
Social & Health Psychology (research) (n=13)
Development and Socialisation in Childh (n=20)
Methodology and Statistics for the Beha (n=26)
Neuroscience and Cognition (n=58)
Communicatie en Educatie van de Natuurw (n=19)
Talenonderwijs en Communicatie (n=34)
Culturele Antropologie (n=21)
Algemene Sociale Wetenschappen (n=57)
Mens- en Maatschappijonderwijs en Commu (n=1)
Sociology and Social Research (research) (n=11)
Educational Sciences: Learning in Inter (n=10)
Sociologie (n=17)
Psychology (n=223)
Migration, Ethnic relations and Multicu (n=7)
Leraar VHO in de Bètawetenschappen (n=5)
Leraar VHO in de Taal- en cultuurwetens (n=4)
Leraar VHO in de Mens- en Maatschappijw (n=3)
Educatie en Communicatie in de Mens- en (n=19)

Masterprogram 66607 YESM

Youth, Education and Society
Pedagogische Wetenschappen

Content & organisation

2018	2021		Netherlands	Faculty
3.63	**3.81**	Satisfied with content	3.91	3.96
3.78 ▶	**4.27**	Up-to-date	3.89 ▶	3.95 ▶
3.73 ▷	**4.00**	Quality materials	3.85	4.00
3.88	**3.83**	Program level	3.93	◁ 4.06
3.51	**3.43**	Work methods	3.61	◀ 3.77
3.31	**3.43**	Can broaden/deepen	3.49	◀ 3.77
	3.17	Program coordination	◀ 3.55	◀ 3.67
3.50 ▷	**3.73**	Challenging	3.81	3.91
3.28	**3.27**	Shape your own program	3.26	◀ 3.65

Connection to practice

3.69	**3.55**	Satisfied with practice	3.40	3.69
3.66	**3.73**	Skills for practice	3.45 ▷	3.70
3.61 ▶	**4.00**	Link to professionals	3.57 ▶	3.75 ▷

Teachers

3.61 ▶	**4.19**	Satisfied with teachers	3.92 ▶	4.16
3.39 ▶	**4.20**	Involvement	3.64 ▶	4.10
3.45 ▶	**3.90**	Didactic skills	3.83	4.00
4.00 ▶	**4.33**	Content expertise	4.24	4.47
3.87	**3.70**	Practice knowledge	◁ 3.87	◀ 4.09
3.59 ▶	**4.00**	Supportive	3.60 ▶	3.92
3.41	**3.59**	Inspiring	3.54	◁ 3.81
	4.00	Understandable	3.93	4.08
	4.14	Encourage questions	3.89 ▷	4.21

Counseling

2018	2021		Netherlands	Faculty
3.25 ▶	**3.84**	Satisfied with counseling	3.54 ▷	3.83
3.35 ▶	**3.82**	Opportunity	3.72	4.00
3.42 ▶	**3.82**	Quality	3.66	3.88

Assessment

3.59	**3.42**	Satisfied with assessment	◁ 3.61	◀ 3.74
3.61	**3.59**	Exam matches content	3.74	◁ 3.88
◁ 3.64	**3.38**	Clear criteria	◁ 3.66	◀ 3.76
3.67	**3.62**	Quality knowledge exam	3.69	◁ 3.84
3.45	**3.38**	Quality practice exam	3.52	◁ 3.73
	3.72	Exam form follows content	3.73	3.84
3.54 ▷	**3.79**	Feedback on exams	3.64	3.73

Engagement & contact

3.39 ▶	**4.24**	Teachers reachable	3.83 ▶	4.20
	3.83	Feedback	3.75	3.88
	4.24	Feel safe	4.12	4.17
	3.90	Feel at home	3.88	3.80
	4.07	Feel inspired	3.92	3.99
	4.10	Regularly engaged	3.99	4.12
	3.45	Involved outside lessons	◁ 3.77	◀ 3.84
	3.93	Feedback appreciated	3.58 ▶	4.06
3.01 ▶	**4.34**	Course evaluations	3.87 ▶	4.29

General

3.53	**3.71**	Information	3.55	3.77
◀ 3.86	**3.48**	Facilities	3.50	3.56
	3.70	Study pressure	3.48	3.44

"study pressure" is coded as: 1=too low, 3=good, 5=too high

data analysis:
Jeroen Fokker - Departement Computer Science - Utrecht University
Hossein Al Mahmoudi - UBD Teaching Policy - Utrecht University

Master program 66620

Sociale Geografie

Nationale Studenten Enquete 2021

Universiteit Utrecht

2018	2021		Netherlands	Faculty
3.88	**3.76**	Satisfied with program	3.56	3.91
3.61	**3.65**	General skills	3.83	◁ 3.94
3.27 ▶	**3.80**	Education feasibility	3.67	3.97
◀ 4.33	**3.91**	Atmosphere	3.67	4.07
3.94	**3.86**	Would choose again	3.67	4.03
◁ 3.84	**3.69**	Content & organisation	3.47	◀ 3.88
3.26	**3.24**	Connection to practice	2.33 ▶	3.33
3.80	**3.83**	Teachers	3.93	◁ 3.97
3.46 ▶	**3.94**	English	◀ 4.56	◁ 4.27
3.49	**3.50**	Counseling		3.81
3.66	**3.58**	Assessment	3.39	◁ 3.75
	3.84	Engagement & contact	3.79	◁ 4.00

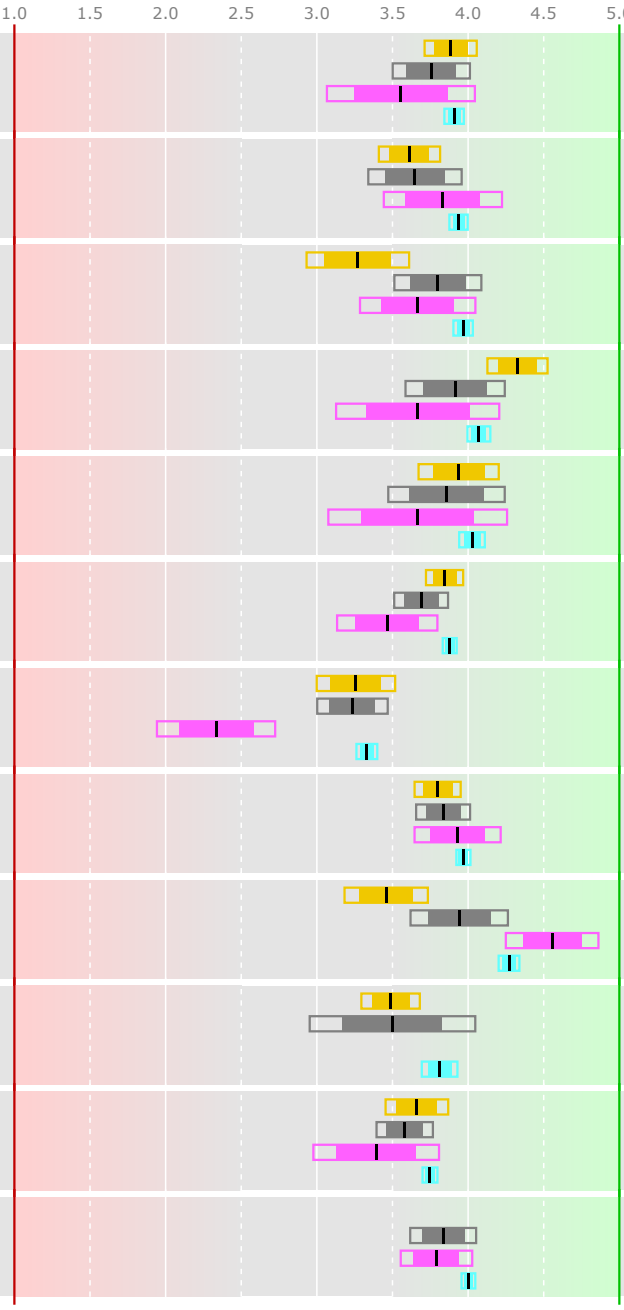

Response: 37 out of 119 = 31.1%

Compared to previous years

- program in 2018 (n=52)
- program in 2021 (n=37)
- 95% confidence interval
- 80% confidence interval

Compared to similar programs in NL

- Netherlands
- UvA: Sociale Geografie (n=18)

Compared to Master program in faculty Geo

- Faculty Geo
- Human Geography and Planning (research) (n=10)
- Science and Innovation (n=112)
- Development Studies (n=38)
- Geographical Sciences (n=32)
- Environmental Sciences (n=154)
- Energy Science (n=31)
- Planologie (n=18)
- Earth Sciences (n=167)

The UU program in 2021 is...

- ▶ probably better
- ▷ possibly better
- ◁ possibly worse
- ◀ probably worse

...than the comparison group

Masterprogram 66620

Sociale Geografie

Content & organisation

2018	2021		Netherlands	Faculty
4.02	**4.11**	Satisfied with content	3.78	4.01
4.10	**4.11**	Up-to-date	3.89	4.12
◁3.96	**3.74**	Quality materials	◁4.11	◀4.02
3.88	**3.69**	Program level	3.78	◀4.02
3.80	**3.66**	Work methods	3.56	3.79
3.55	**3.51**	Can broaden/deepen	3.44	◀3.87
	3.29	Program coordination	3.06	◀3.70
3.71	**3.83**	Challenging	3.61	3.89
3.83	**3.69**	Shape your own program	2.28▶	3.60

Connection to practice

3.50	**3.27**	Satisfied with practice	3.06	◁3.49
3.20	**3.09**	Skills for practice	2.56▶	◁3.32
3.16	**3.38**	Link to professionals	2.11▶	3.34

Teachers

3.80▷	**4.08**	Satisfied with teachers	3.78	4.08
4.02	**3.85**	Involvement	3.78	3.99
3.86	**3.79**	Didactic skills	◁4.06	3.89
4.33	**4.18**	Content expertise	◁4.50	◀4.42
3.45	**3.53**	Practice knowledge	3.61	◁3.79
3.84	**3.71**	Supportive	3.61	3.80
3.63	**3.50**	Inspiring	3.72	◁3.77
	3.91	Understandable	◁4.17	3.93
	4.21	Encourage questions	4.00	4.16

Counseling

2018	2021		Netherlands	Faculty
3.65	**3.75**	Satisfied with counseling		3.67
3.63	**3.38**	Opportunity		◁3.82
3.66	**3.62**	Quality		3.80

Assessment

3.43▷	**3.69**	Satisfied with assessment	3.28▷	3.73
3.73	**3.71**	Exam matches content	3.53	3.83
3.54	**3.59**	Clear criteria	3.41	◁3.81
3.73	**3.79**	Quality knowledge exam	3.35▷	3.78
3.65	**3.52**	Quality practice exam	3.41	3.67
	3.64	Exam form follows content	3.29▷	◁3.82
◁3.67	**3.24**	Feedback on exams	3.35	◁3.58

Engagement & contact

3.94	**3.97**	Teachers reachable	◁4.24	4.14
	3.59	Feedback	3.65	◁3.80
	4.06	Feel safe	3.76	4.29
	3.84	Feel at home	3.35▷	3.86
	3.74	Feel inspired	4.06	◁4.05
	3.87	Regularly engaged	◁4.29	4.09
	3.55	Involved outside lessons	3.82	3.70
	3.87	Feedback appreciated	3.41▷	3.93
3.24▶	**4.03**	Course evaluations	3.53▷	4.16

General

3.53	**3.69**	Information	3.39	3.77
◀3.69	**3.19**	Facilities	2.89	◀3.57
	3.23	Study pressure	3.33	3.33

"study pressure" is coded as: 1=too low, 3=good, 5=too high

data analysis:
Jeroen Fokker - Departement Computer Science - Utrecht University
Hossein Al Mahmoudi - UBD Teaching Policy - Utrecht University

Master program 66622

Planologie

Nationale Studenten Enquete 2021

Universiteit Utrecht

2018		2021		Netherlands	Faculty
3.10	▶	**3.67**	Satisfied with program	3.73	◁ 3.91
3.25		**3.56**	General skills	3.68	◀ 3.93
3.50		**3.78**	Education feasibility	4.00	3.96
3.50		**3.67**	Atmosphere	3.59	◁ 4.07
2.94	▷	**3.50**	Would choose again	3.45	◀ 4.03
3.42		**3.47**	Content & organisation	3.69	◀ 3.88
2.63	▷	**3.03**	Connection to practice	2.75	◁ 3.33
3.36		**3.54**	Teachers	◀ 3.97	◀ 3.97
3.37	▷	**3.94**	English	◁ 4.32	◁ 4.26
2.98	▷	**4.00**	Counseling		3.79
3.55		**3.50**	Assessment	◁ 3.79	◁ 3.74
		3.79	Engagement & contact	3.81	◁ 4.00

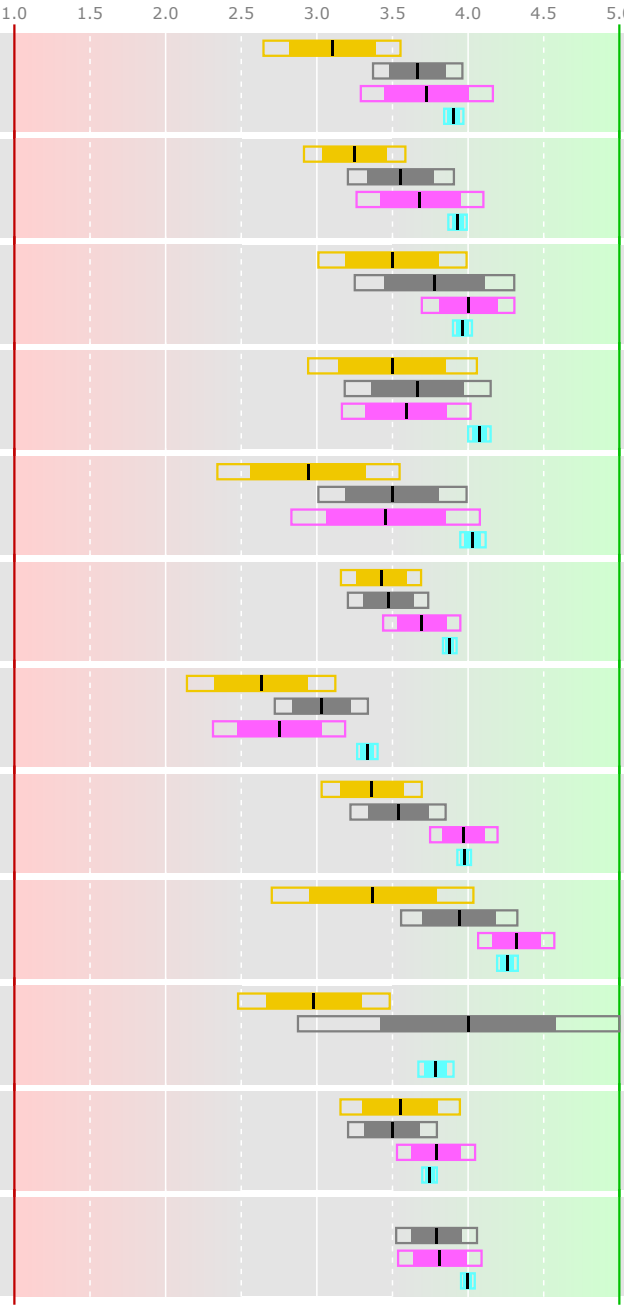

Response: 18 out of 67 = 26.9%

Compared to previous years

- program in 2018 (n=20)
- program in 2021 (n=18)
- 95% confidence interval
- 80% confidence interval

Compared to similar programs in NL

- Netherlands

UvA: Planologie (n=22)

Compared to Master program in faculty Geo

- Faculty Geo

Human Geography and Planning (research) (n=10)
Science and Innovation (n=112)
Development Studies (n=38)
Geographical Sciences (n=32)
Environmental Sciences (n=154)
Energy Science (n=31)
Sociale Geografie (n=37)
Earth Sciences (n=167)

The UU program in 2021 is...

- ▶ probably better
- ▷ possibly better
- ◁ possibly worse
- ◀ probably worse

...than the comparison group

Masterprogram 66622

Planologie

Content & organisation

2018	2021		Netherlands	Faculty
3.35	**3.61**	Satisfied with content	3.77	◀4.03
3.70	**3.94**	Up-to-date	3.91	4.12
3.60	**3.76**	Quality materials	◁4.09	◁4.01
3.50	**3.47**	Program level	◁4.00	◀4.02
3.35	**3.18**	Work methods	◁3.77	◀3.81
3.06	**3.24**	Can broaden/deepen	3.59	◀3.87
	3.76	Program coordination	3.32▷	3.67
3.50	**3.53**	Challenging	◁3.91	◁3.90
◁3.33	**2.88**	Shape your own program	2.95	◀3.63

Connection to practice

2.90	**3.11**	Satisfied with practice	2.77	◁3.49
2.37▷	**2.82**	Skills for practice	2.68	◀3.32
2.58▷	**3.24**	Link to professionals	2.82	3.34

Teachers

3.30▷	**3.72**	Satisfied with teachers	◁4.05	◀4.09
3.37	**3.71**	Involvement	3.77	3.99
3.42	**3.65**	Didactic skills	◁3.95	◁3.89
3.79▷	**4.18**	Content expertise	◁4.45	◁4.41
2.84▷	**3.35**	Practice knowledge	3.64	◁3.79
3.53	**3.41**	Supportive	◀3.86	◀3.80
3.16	**2.94**	Inspiring	◀3.73	◀3.78
	3.47	Understandable	◀4.18	◀3.94
	3.59	Encourage questions	◁4.18	◀4.19

Counseling

2018	2021		Netherlands	Faculty
3.00	**3.75**	Satisfied with counseling		3.67
3.06▷	**4.00**	Opportunity		3.79
3.44	**4.00**	Quality		3.78

Assessment

3.25	**3.44**	Satisfied with assessment	3.68	3.73
3.61	**3.50**	Exam matches content	◁3.86	◁3.83
3.56	**3.31**	Clear criteria	3.77	◁3.81
3.71	**3.56**	Quality knowledge exam	◁3.86	◁3.78
3.39	**3.38**	Quality practice exam	3.68	◁3.67
	3.69	Exam form follows content	3.95	3.81
3.32	**3.56**	Feedback on exams	3.59	3.56

Engagement & contact

3.47▷	**3.94**	Teachers reachable	3.82	4.14
	3.75	Feedback	3.64	3.79
	4.31	Feel safe	4.09	4.28
	3.56	Feel at home	3.55	◁3.87
	3.38	Feel inspired	◁3.77	◀4.06
	3.69	Regularly engaged	3.86	◁4.09
	3.19	Involved outside lessons	3.41	◀3.70
	4.00	Feedback appreciated	4.00	3.92
3.00▶	**4.31**	Course evaluations	4.18	4.14

General

3.30▷	**3.67**	Information	3.77	3.76
3.45	**3.67**	Facilities	3.00▶	3.54
	3.35	Study pressure	3.32	3.33

"study pressure" is coded as: 1=too low, 3=good, 5=too high

data analysis:
Jeroen Fokker - Departement Computer Science - Utrecht University
Hossein Al Mahmoudi - UBD Teaching Policy - Utrecht University

Master program 66631

Migration, Ethnic relations and Multiculturalism (research)

Nationale Studenten Enquete 2021

Universiteit Utrecht

	2018	2021		Netherlands	Faculty
	4.17	**4.43**	Satisfied with program	3.84 ▶	3.90 ▶
	4.28	**4.43**	General skills	4.00 ▷	3.85 ▶
◀	4.18	**3.29**	Education feasibility	◁ 3.64	◀ 3.80
	4.33	**4.29**	Atmosphere	3.85	3.98
	3.88	**4.14**	Would choose again	3.81	3.99
	4.04	**4.20**	Content & organisation	3.88 ▶	3.82 ▶
▶	3.13	**3.79**	Connection to practice	3.31 ▶	3.76
	4.34	**4.57**	Teachers	4.07 ▶	4.04 ▶
	4.61	**4.71**	English	4.57	4.01 ▶
	3.87	**4.25**	Counseling	4.01	3.88
	4.10	**4.05**	Assessment	3.74	3.78
		4.29	Engagement & contact	3.98 ▷	4.01 ▷

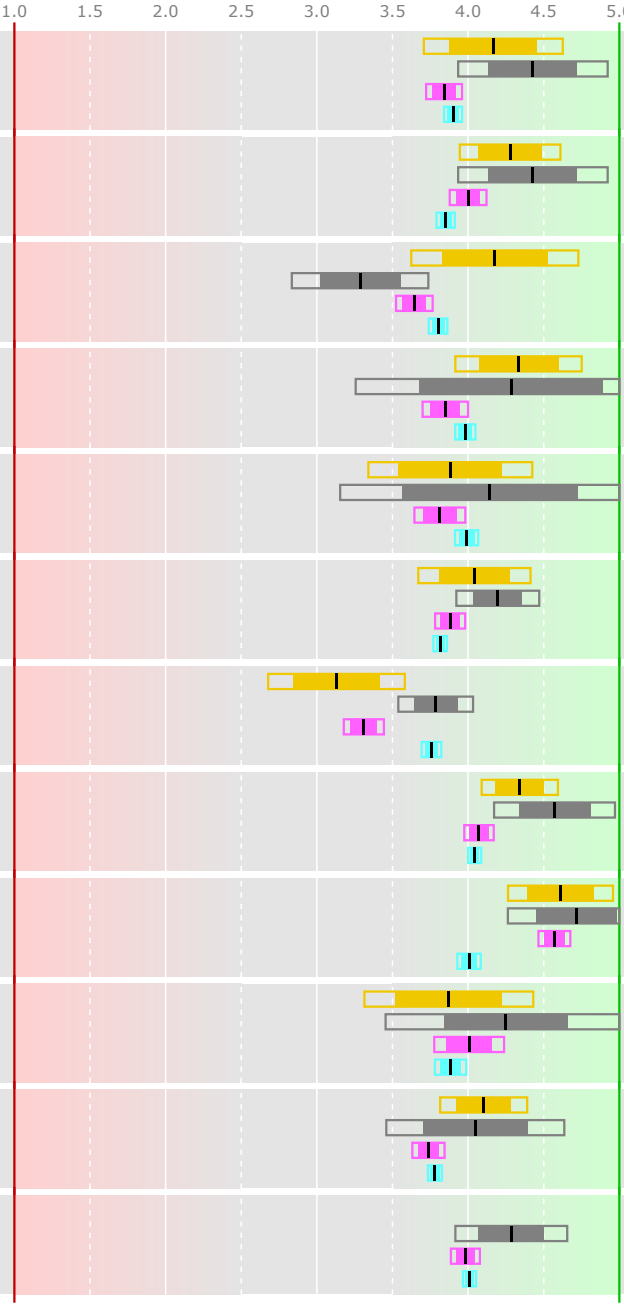

Response: 7 out of 18 = 38.9%

Compared to previous years

- program in 2018 (n=18)
- program in 2021 (n=7)
- 95% confidence interval
- 80% confidence interval

The UU program in 2021 is...

- ▶ probably better
- ▷ possibly better
- ◁ possibly worse
- ◀ probably worse

...than the comparison group

Compared to similar programs in NL

Netherlands

Utrecht: Human Geography and Planning (r (n=10)
Utrecht: Cultural Anthropology: Sociocul (n=11)
Utrecht: Sociology and Social Research ((n=11)
Groningen: Spatial Sciences (research) (n=10)
Maastricht: European Studies (research) (n=14)
UvA: Social Sciences (research) (n=39)
UvA: Urban Studies (research) (n=20)
UvA: International Development Studi (n=21)
Nijmegen: Social and Cultural Science: Co (n=10)
Tilburg: Social and Behavioural Sciences (n=24)

Compared to Master program in faculty FSW

Faculty FSW

Onderwijswetenschappen (n=51)
Cultural Anthropology: Sociocultural Tr (n=11)
Social & Health Psychology (research) (n=13)
Development and Socialisation in Childh (n=20)
Methodology and Statistics for the Beha (n=26)
Neuroscience and Cognition (n=58)
Communicatie en Educatie van de Natuurw (n=19)
Talenonderwijs en Communicatie (n=34)
Culturele Antropologie (n=21)
Algemene Sociale Wetenschappen (n=57)
Mens- en Maatschappijonderwijs en Commu (n=1)
Sociology and Social Research (research) (n=11)
Educational Sciences: Learning in Inter (n=10)
Sociologie (n=17)
Psychology (n=223)
Pedagogische Wetenschappen (n=120)
Leraar VHO in de Bètawetenschappen (n=5)
Leraar VHO in de Taal- en cultuurwetens (n=4)
Leraar VHO in de Mens- en Maatschappijw (n=3)
Educatie en Communicatie in de Mens- en (n=19)

Masterprogram 66631

Migration, Ethnic relations and Multiculturalism (research)

Content & organisation

2018	2021		Netherlands	Faculty
4.06	**4.43**	Satisfied with content	3.91 ▷	3.93 ▷
4.00 ▷	**4.71**	Up-to-date	3.91 ▶	3.95 ▶
4.44	**4.71**	Quality materials	4.08 ▶	3.98 ▶
4.44	**4.43**	Program level	4.11 ▷	4.04 ▷
3.89	**3.86**	Work methods	3.67	3.73
3.76	**4.00**	Can broaden/deepen	4.07	3.72
	4.43	Program coordination	3.42 ▶	3.62 ▶
4.53	**4.29**	Challenging	4.01	3.89
3.65	**3.14**	Shape your own program	◁ 3.76	◁ 3.57

Connection to practice

2018	2021		Netherlands	Faculty
3.39	**3.86**	Satisfied with practice	3.51	3.68
3.28 ▷	**4.00**	Skills for practice	3.50 ▷	3.73
3.17	**3.57**	Link to professionals	3.12 ▷	3.78

Teachers

2018	2021		Netherlands	Faculty
4.39 ▷	**4.86**	Satisfied with teachers	4.01 ▶	4.12 ▶
4.50	**4.71**	Involvement	4.13 ▶	4.05 ▶
4.22	**4.29**	Didactic skills	4.00	3.98
4.78 ▷	**5.00**	Content expertise	4.54 ▶	4.42 ▶
3.62 ▶	**4.71**	Practice knowledge	4.04 ▶	4.05 ▶
4.39	**4.57**	Supportive	3.87 ▷	3.89 ▷
4.06	**4.43**	Inspiring	3.96 ▷	3.74 ▶
	4.43	Understandable	3.96 ▷	4.05
	4.43	Encourage questions	4.09	4.16

Counseling

2018	2021		Netherlands	Faculty
3.83	**4.50**	Satisfied with counseling	3.99	3.77
4.06	**4.25**	Opportunity	4.07	3.92
3.88	**4.25**	Quality	3.94	3.85

Assessment

2018	2021		Netherlands	Faculty
3.83	**3.57**	Satisfied with assessment	3.67	3.71
◁ 4.24	**3.71**	Exam matches content	3.81	3.86
3.94 ▷	**4.43**	Clear criteria	3.62 ▶	3.73 ▶
4.24	**3.86**	Quality knowledge exam	3.79	3.81
4.00	**4.00**	Quality practice exam	3.69	3.72
	3.71	Exam form follows content	3.87	3.82
4.33	**4.57**	Feedback on exams	3.64 ▶	3.75 ▶

Engagement & contact

2018	2021		Netherlands	Faculty
4.50	**4.71**	Teachers reachable	4.18 ▶	4.15 ▶
	4.57	Feedback	3.84 ▶	3.88 ▶
	4.71	Feel safe	4.05 ▶	4.14 ▶
	3.57	Feel at home	3.56	3.80
	4.14	Feel inspired	4.06	3.98
	4.57	Regularly engaged	4.23 ▷	4.10 ▷
	3.71	Involved outside lessons	3.97	3.82
	4.14	Feedback appreciated	3.86	3.99
3.33 ▶	**4.43**	Course evaluations	4.09	4.24

General

2018	2021		Netherlands	Faculty
3.72 ▷	**4.43**	Information	3.78 ▶	3.73 ▶
4.22	**3.86**	Facilities	3.48	3.54
	3.86	Study pressure	3.70	3.47

"study pressure" is coded as: 1=too low, 3=good, 5=too high

data analysis:
Jeroen Fokker - Departement Computer Science - Utrecht University
Hossein Al Mahmoudi - UBD Teaching Policy - Utrecht University

Master program 66828

Notarieel Recht

Nationale Studenten Enquete 2021

Universiteit Utrecht

2018	2021		Netherlands	Faculty
3.86	**4.00**	Satisfied with program	3.87	3.89
3.64	**3.82**	General skills	3.61	3.90
3.15 ▷	**3.80**	Education feasibility	3.73	3.78
3.86 ▷	**4.50**	Atmosphere	3.81 ▶	3.94 ▶
4.08 ▶	**4.90**	Would choose again	4.08 ▶	3.94 ▶
3.78	**3.88**	Content & organisation	3.77	3.88
3.31	**3.70**	Connection to practice	2.70 ▶	3.32
3.75 ▷	**4.09**	Teachers	3.91	4.01
	3.00	English	2.43	◀ 4.21
2.82		Counseling	3.79	3.86
3.54	**3.70**	Assessment	3.58	3.64
	4.01	Engagement & contact	3.75 ▶	3.97

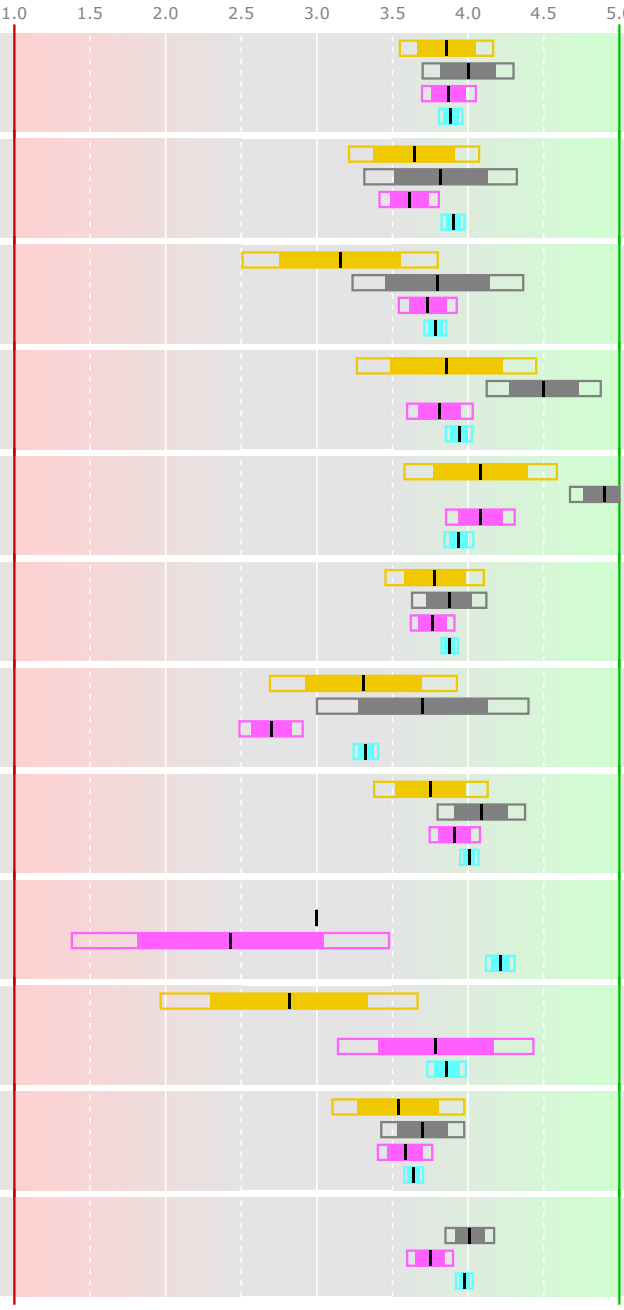

Response: 11 out of 66 = 16.7%

Compared to previous years

- program in 2018 (n=14)
- program in 2021 (n=11)
- 95% confidence interval
- 80% confidence interval

The UU program in 2021 is...

- ▶ probably better
- ▷ possibly better
- ◁ possibly worse
- ◀ probably worse

...than the comparison group

Compared to similar programs in NL

Netherlands

Leiden: Notarieel Recht (n=19)
Groningen: Notarieel Recht (n=22)
VU: Notarieel Recht (n=8)
Nijmegen: Notarieel Recht (n=30)

Compared to Master program in faculty REBO

Faculty REBO

Economics of Competition and Regulation (n=3)
Economics of Public Policy and Manageme (n=20)
Research in Public Administration and O (n=8)
Bestuurs- en Organisatiewetenschap (n=94)
European Law (n=44)
International Economics and Business (n=111)
Recht en onderneming (n=21)
Law and Economics (n=15)
Legal Research (research) (n=12)
Public International Law (n=52)
Multidisciplinary Economics (research) (n=10)
Nederlands Recht (n=80)
Criminologie (n=36)
Bestuurs- en Organisatiewetenschap (dee (n=25)

Masterprogram 66828

Notarieel Recht

Content & organisation

2018	2021		Netherlands	Faculty
3.93	**4.18**	Satisfied with content	4.09	4.04
3.54 ▷	**4.00**	Up-to-date	4.08	4.13
3.62 ▶	**4.30**	Quality materials	4.12	4.01
4.00	**4.20**	Program level	4.10	4.02
3.31 ▷	**3.90**	Work methods	3.60	3.75
3.00 ▷	**3.70**	Can broaden/deepen	3.56	3.95
	4.00	Program coordination	3.79	3.71
3.31 ▶	**4.30**	Challenging	4.01 ▷	3.95 ▷
2.38	**2.60**	Shape your own program	2.85	◀ 3.51

Connection to practice

3.71	**3.91**	Satisfied with practice	3.19 ▶	3.47 ▷
3.00 ▷	**3.70**	Skills for practice	2.83 ▶	3.44
3.31	**3.70**	Link to professionals	2.56 ▶	3.21 ▷

Teachers

3.93 ▷	**4.50**	Satisfied with teachers	3.95 ▶	4.03 ▶
3.54	**3.80**	Involvement	3.68	4.00
3.54 ▶	**4.20**	Didactic skills	4.10	3.96 ▷
4.15	**4.50**	Content expertise	4.52	4.38
4.00	**4.30**	Practice knowledge	4.28	3.95 ▷
3.85	**3.60**	Supportive	3.42	3.85
3.69	**3.80**	Inspiring	3.69	3.74
	4.20	Understandable	3.90 ▷	4.02
	4.30	Encourage questions	3.70 ▶	4.18

Counseling

2018	2021		Netherlands	Faculty
2.86		Satisfied with counseling	3.71	3.80
3.25		Opportunity	4.00	3.88
2.75		Quality	3.57	3.84

Assessment

3.36	**3.70**	Satisfied with assessment	3.47	3.52
3.69	**4.00**	Exam matches content	3.60 ▷	3.71 ▷
3.38 ▷	**4.10**	Clear criteria	3.57 ▶	3.57 ▶
3.77	**3.80**	Quality knowledge exam	3.69	3.71
3.31	**3.30**	Quality practice exam	3.49	3.59
	4.10	Exam form follows content	3.67 ▶	3.74 ▶
3.15	**2.90**	Feedback on exams	◀ 3.49	◀ 3.54

Engagement & contact

4.08	**4.20**	Teachers reachable	3.65 ▶	4.21
	3.10	Feedback	◁ 3.54	◀ 3.73
	4.50	Feel safe	3.90 ▶	4.17 ▷
	4.30	Feel at home	3.85 ▶	3.81 ▶
	4.00	Feel inspired	3.82	3.97
	4.10	Regularly engaged	3.96	4.13
	4.00	Involved outside lessons	3.70	3.68
	3.90	Feedback appreciated	3.43 ▶	3.94
2.89 ▶	**4.00**	Course evaluations	3.90	4.15

General

3.43 ▷	**4.20**	Information	3.64 ▷	3.83
3.36	**3.80**	Facilities	3.71	3.34 ▷
	3.60	Study pressure	3.45	3.54

"study pressure" is coded as: 1=too low, 3=good, 5=too high

data analysis:
Jeroen Fokker - Departement Computer Science - Utrecht University
Hossein Al Mahmoudi - UBD Teaching Policy - Utrecht University

Master program 66978

Informatica

Nationale Studenten Enquete 2021

Universiteit Utrecht

2018	2021		Netherlands	Faculty
3.92	**3.81**	Satisfied with program	3.84	3.84
3.71	**3.81**	General skills	3.81	3.91
4.05	**3.91**	Education feasibility	3.90	3.87
◁ 4.06	**3.77**	Atmosphere	3.76	◁ 3.97
3.93	**3.79**	Would choose again	◁ 3.97	◁ 3.99
3.75	**3.89**	Content & organisation	3.92	3.90
◁ 3.26	**3.01**	Connection to practice	◀ 3.23	◀ 3.57
4.07	**3.92**	Teachers	3.85	3.94
4.12	**4.25**	English	4.21	4.22
3.26 ▶	**4.05**	Counseling	3.84	3.85
3.87	**3.88**	Assessment	3.77 ▷	3.73 ▶
	3.91	Engagement & contact	3.95	3.97

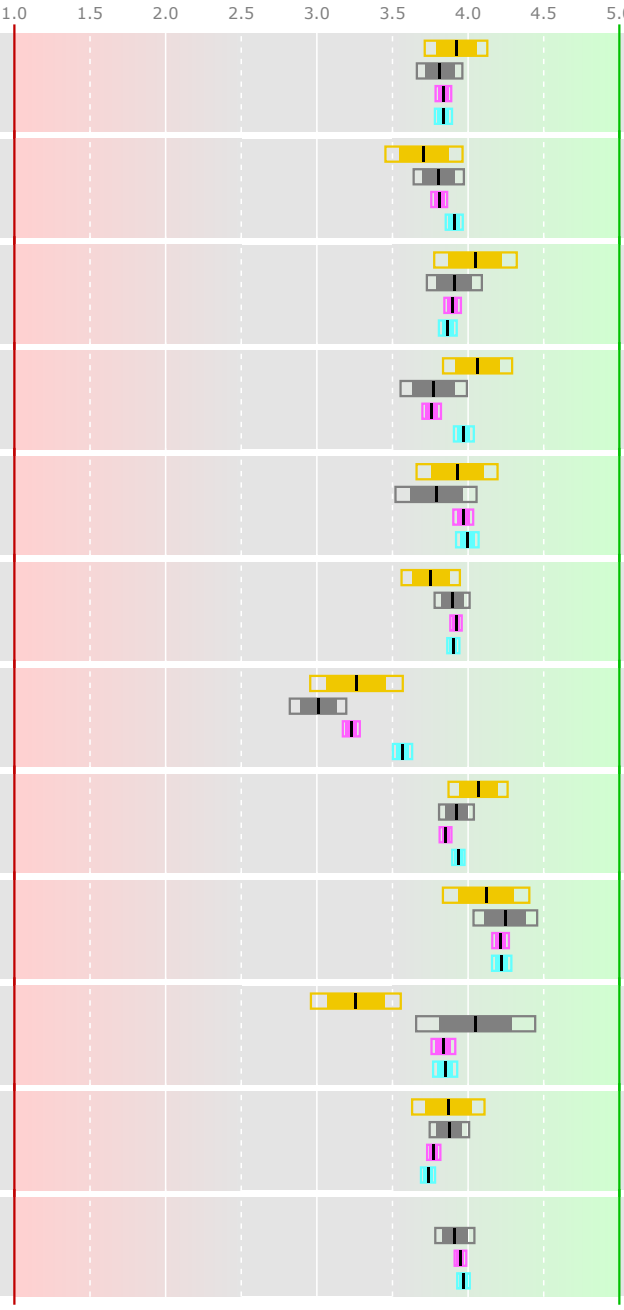

Response: 69 out of 301 = 22.9%

Compared to previous years

program in 2018 (n=50)
program in 2021 (n=69)
95% confidence interval
80% confidence interval

The UU program in 2021 is...
▶ probably better
▷ possibly better
◁ possibly worse
◀ probably worse
...than the comparison group

Compared to similar programs in NL

Netherlands

Leiden: Computer Science (n=119)
Groningen: Computing Science (n=33)
Delft: Computer Science (n=170)
Eindhoven: Computer Science and Engineerin (n=219)
Twente: Computer Science (n=104)
UvA: Software Engineering (n=36)
UvA: Computer Science (joint degree) (n=14)
UvA: Computational Science (joint de (n=68)
VU: Computer Science (joint degree) (n=54)
Nijmegen: Computing Science (n=86)
OU: Software Engineering (n=49)
OU: Computer Science (n=9)

Compared to Master program in faculty Beta

Faculty Beta

Physics (n=83)
Biologische Wetenschappen (n=7)
Pharmaceutical Sciences (n=4)
Mathematische Wetenschappen (n=48)
Chemische Wetenschappen (n=43)
Natuurwetenschappen en Bedrijf (n=50)
History and Philosophy of Science (n=26)
Information Science (n=84)
Applied Data Science (n=34)
Farmacie (n=136)
Artificial Intelligence (n=96)
Biosciences (n=193)

Masterprogram 66978

Informatica

Content & organisation

2018	2021		Netherlands	Faculty
3.83	**4.01**	Satisfied with content	3.98	3.99
3.69	**3.83**	Up-to-date	◁3.98	◁4.02
3.78▷	**4.02**	Quality materials	3.99	4.00
3.96	**4.06**	Program level	4.05	4.02
3.67	**3.71**	Work methods	3.80	◁3.83
3.66▷	**4.02**	Can broaden/deepen	4.06	4.00
	3.40	Program coordination	3.49	3.44
3.83	**4.03**	Challenging	4.01	3.91▷
3.98	**4.09**	Shape your own program	3.96	3.99

Connection to practice

3.29	**3.12**	Satisfied with practice	◀3.45	◀3.53
3.37	**3.23**	Skills for practice	3.33	◀3.58
◀3.24	**2.78**	Link to professionals	◀3.12	◀3.55

Teachers

3.92	**4.00**	Satisfied with teachers	3.90	3.97
◁4.17	**3.86**	Involvement	3.74▷	3.92
3.95	**3.83**	Didactic skills	3.74	3.77
4.55	**4.54**	Content expertise	4.39▶	4.40▷
◁3.87	**3.51**	Practice knowledge	◁3.71	◀3.94
3.95	**3.78**	Supportive	3.70	3.78
3.83	**3.77**	Inspiring	3.57▷	3.71
	3.89	Understandable	3.85	3.88
	4.20	Encourage questions	4.09	4.09

Counseling

2018	2021		Netherlands	Faculty
3.28▷	**3.90**	Satisfied with counseling	3.70	3.71
3.44▶	**4.10**	Opportunity	3.86	3.91
3.48▷	**4.00**	Quality	3.81	3.78

Assessment

3.92	**3.88**	Satisfied with assessment	3.68▶	3.69▶
3.90	**3.98**	Exam matches content	3.79▶	3.81▶
3.86	**3.94**	Clear criteria	3.86	3.72▶
3.81	**3.94**	Quality knowledge exam	3.75▶	3.79▷
3.90	**3.87**	Quality practice exam	3.79	3.70▷
	3.95	Exam form follows content	3.85	3.81▷
◁3.81	**3.58**	Feedback on exams	3.60	3.58

Engagement & contact

4.34	**4.19**	Teachers reachable	4.06▷	4.20
	3.73	Feedback	3.73	3.76
	4.35	Feel safe	4.32	4.24
	3.82	Feel at home	3.90	3.85
	4.00	Feel inspired	3.92	3.99
	3.63	Regularly engaged	◀3.97	◀4.03
	3.39	Involved outside lessons	◁3.64	◁3.66
	3.90	Feedback appreciated	3.86	3.88
3.56▶	**4.19**	Course evaluations	4.14	4.12

General

3.74	**3.64**	Information	3.71	3.61
3.65	**3.50**	Facilities	3.61	◁3.66
	3.46	Study pressure	3.48	3.35

"study pressure" is coded as: 1=too low, 3=good, 5=too high

Reaction of program management:
We are happy to see that students in our GMTE and COSC masterprogrammes appreciate the quality of their programme and the challenges that we put to them. On top of that they feel safe, at home, well-supervised and inspired.
One aspect where there seems to be room for improvement is the connection to professional practice. We shall certainly look into this further. Possibly, there is a role here for increased industrial presence at the colloquia organised within the programmes.
Our department prides itself on helping our teachers develop themselves. We are therefore happy to see that our teachers are considered highly qualified and accessible.

data analysis:
Jeroen Fokker - Departement Computer Science - Utrecht University
Hossein Al Mahmoudi - UBD Teaching Policy - Utrecht University

Master program 66978 COSC

Computing Science

Informatica

Nationale Studenten Enquete 2021

Universiteit Utrecht

2018	2021		Netherlands	Faculty
3.92	**3.76**	Satisfied with program	3.84	3.84
3.71	**3.75**	General skills	3.81	◁ 3.91
4.05	**3.90**	Education feasibility	3.90	3.87
◀ 4.06	**3.54**	Atmosphere	◁ 3.76	◀ 3.97
3.93	**3.85**	Would choose again	3.97	3.99
3.75	**3.89**	Content & organisation	3.92	3.90
◁ 3.26	**2.92**	Connection to practice	◀ 3.23	◀ 3.57
◁ 4.07	**3.89**	Teachers	3.85	3.94
4.12	**4.05**	English	4.21	4.22
3.26	**3.67**	Counseling	3.84	3.85
3.87	**3.91**	Assessment	3.77 ▷	3.73 ▷
	3.94	Engagement & contact	3.95	3.97

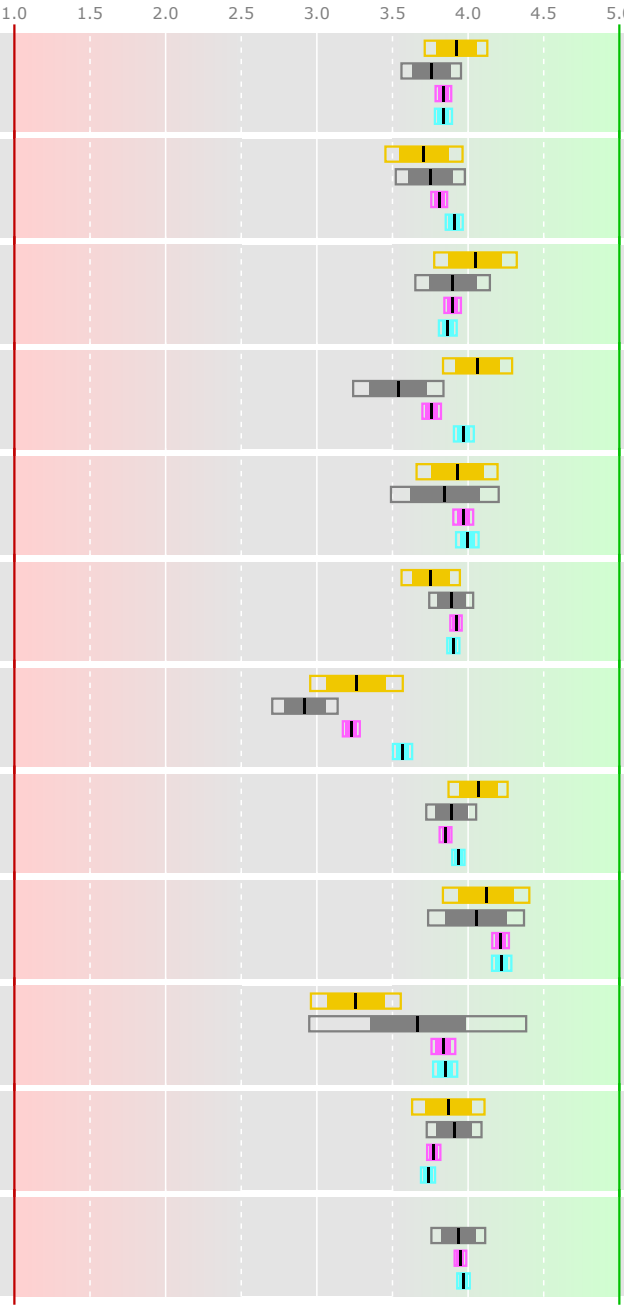

Response: 41 out of 172 = 23.8%

Compared to previous years

- program in 2018 (n=50)
- COSC in 2021 (n=41)
- 95% confidence interval
- 80% confidence interval

The UU program in 2021 is...

- ▶ probably better
- ▷ possibly better
- ◁ possibly worse
- ◀ probably worse

...than the comparison group

Compared to similar programs in NL

Netherlands

Leiden: Computer Science (n=119)
Groningen: Computing Science (n=33)
Delft: Computer Science (n=170)
Eindhoven: Computer Science and Engineerin (n=219)
Twente: Computer Science (n=104)
UvA: Software Engineering (n=36)
UvA: Computer Science (joint degree) (n=14)
UvA: Computational Science (joint de (n=68)
VU: Computer Science (joint degree) (n=54)
Nijmegen: Computing Science (n=86)
OU: Software Engineering (n=49)
OU: Computer Science (n=9)

Compared to Master program in faculty Beta

Faculty Beta

Physics (n=83)
Biologische Wetenschappen (n=7)
Pharmaceutical Sciences (n=4)
Mathematische Wetenschappen (n=48)
Chemische Wetenschappen (n=43)
Natuurwetenschappen en Bedrijf (n=50)
History and Philosophy of Science (n=26)
Information Science (n=84)
Applied Data Science (n=34)
Farmacie (n=136)
Artificial Intelligence (n=96)
Biosciences (n=193)

Masterprogram 66978 COSC

Computing Science
Informatica

Content & organisation

2018	2021		Netherlands	Faculty
3.83	**3.98**	Satisfied with content	3.98	3.99
3.69	**3.74**	Up-to-date	◁3.98	◀4.02
3.78	**3.92**	Quality materials	3.99	4.00
3.96	**4.08**	Program level	4.05	4.02
3.67	**3.68**	Work methods	3.80	3.83
3.66▷	**4.03**	Can broaden/deepen	4.06	4.00
	3.58	Program coordination	3.49	3.44
3.83	**3.97**	Challenging	4.01	3.91
3.98	**4.11**	Shape your own program	3.96	3.99

Connection to practice

2018	2021		Netherlands	Faculty
3.29	**3.12**	Satisfied with practice	◀3.45	◀3.53
◁3.37	**3.05**	Skills for practice	◀3.33	◀3.58
◁3.24	**2.79**	Link to professionals	◀3.12	◀3.55

Teachers

2018	2021		Netherlands	Faculty
3.92	**3.97**	Satisfied with teachers	3.90	3.97
◁4.17	**3.92**	Involvement	3.74▷	3.92
◁3.95	**3.71**	Didactic skills	3.74	3.77
4.55	**4.55**	Content expertise	4.39▷	4.40▷
◀3.87	**3.34**	Practice knowledge	◀3.71	◀3.94
3.95	**3.87**	Supportive	3.70▷	3.78
3.83	**3.63**	Inspiring	3.57	3.71
	3.84	Understandable	3.85	3.88
	4.24	Encourage questions	4.09	4.09

Counseling

2018	2021		Netherlands	Faculty
3.28	**3.33**	Satisfied with counseling	3.70	3.71
3.44	**3.67**	Opportunity	3.86	3.91
3.48	**3.67**	Quality	3.81	3.78

Assessment

2018	2021		Netherlands	Faculty
3.92	**3.95**	Satisfied with assessment	3.68▶	3.69▶
3.90	**3.97**	Exam matches content	3.79▷	3.81▷
3.86	**4.03**	Clear criteria	3.86▷	3.72▶
3.81▷	**4.03**	Quality knowledge exam	3.75▶	3.79▶
3.90	**3.94**	Quality practice exam	3.79	3.70▷
	4.00	Exam form follows content	3.85	3.81
◁3.81	**3.47**	Feedback on exams	3.60	3.58

Engagement & contact

2018	2021		Netherlands	Faculty
4.34	**4.44**	Teachers reachable	4.06▶	4.20▶
	3.72	Feedback	3.73	3.76
	4.36	Feel safe	4.32	4.24
	3.86	Feel at home	3.90	3.85
	3.94	Feel inspired	3.92	3.99
	3.50	Regularly engaged	◀3.97	◀4.03
	3.44	Involved outside lessons	3.64	3.66
	3.94	Feedback appreciated	3.86	3.88
3.56▶	**4.19**	Course evaluations	4.14	4.12

General

2018	2021		Netherlands	Faculty
3.74	**3.56**	Information	3.71	3.61
3.65	**3.56**	Facilities	3.61	3.66
	3.34	Study pressure	3.48	3.35

"study pressure" is coded as: 1=too low, 3=good, 5=too high

Reaction of program management:
We are happy to see that students in our GMTE and COSC masterprogrammes appreciate the quality of their programme and the challenges that we put to them. On top of that they feel safe, at home, well-supervised and inspired.
One aspect where there seems to be room for improvement is the connection to professional practice. We shall certainly look into this further. Possibly, there is a role here for increased industrial presence at the colloquia organised within the programmes.
Our department prides itself on helping our teachers develop themselves. We are therefore happy to see that our teachers are considered highly qualified and accessible.

data analysis:
Jeroen Fokker - Departement Computer Science - Utrecht University
Hossein Al Mahmoudi - UBD Teaching Policy - Utrecht University

Master program 66978 GMTE

Game and Media Technology

Informatica

Nationale Studenten Enquete 2021

Universiteit Utrecht

2018	2021		Netherlands	Faculty
3.92	**3.89**	Satisfied with program	3.84	3.84
3.71	**3.89**	General skills	3.81	3.91
4.05	**3.93**	Education feasibility	3.90	3.87
4.06	**4.11**	Atmosphere	3.76 ▶	3.97
3.93	**3.70**	Would choose again	3.97	◁ 3.99
3.75	**3.90**	Content & organisation	3.92	3.90
3.26	**3.13**	Connection to practice	3.23	◀ 3.57
4.07	**3.97**	Teachers	3.85 ▷	3.94
4.12 ▶	**4.52**	English	4.21 ▶	4.22 ▶
3.26 ▶	**4.21**	Counseling	3.84 ▷	3.85 ▷
3.87	**3.83**	Assessment	3.77	3.73
	3.88	Engagement & contact	3.95	3.97

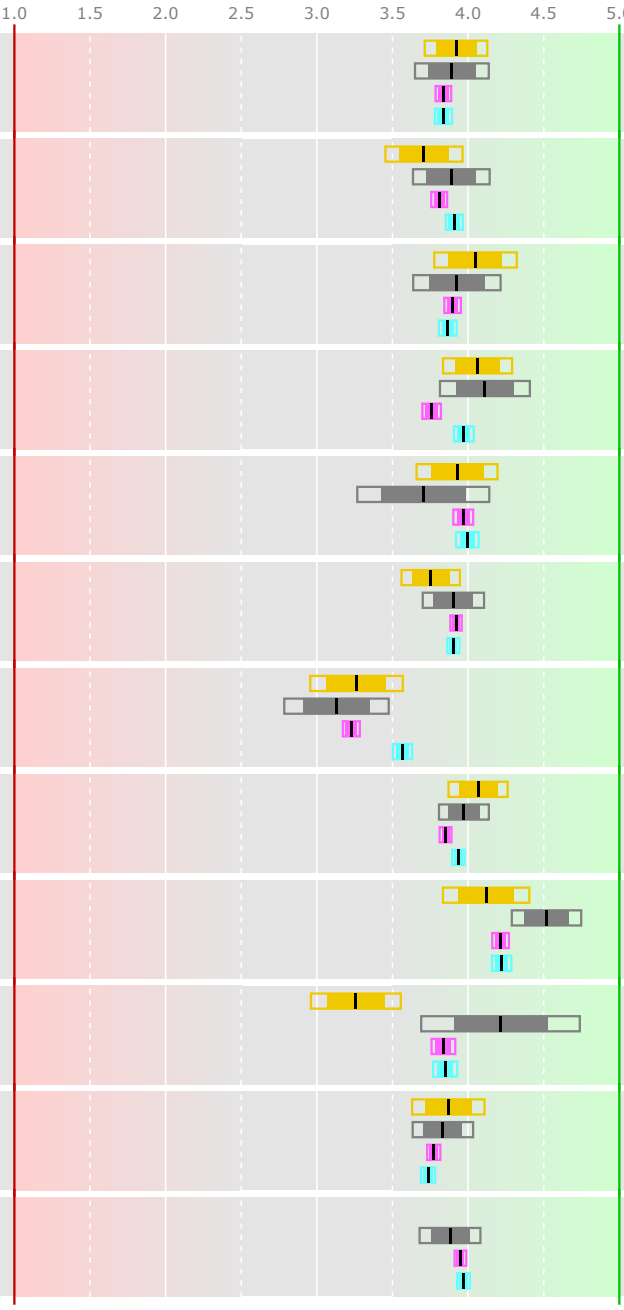

Response: 28 out of 129 = 21.7%

Compared to previous years

program in 2018 (n=50)
GMTE in 2021 (n=28)
95% confidence interval
80% confidence interval

The UU program in 2021 is...
▶ probably better
▷ possibly better
◁ possibly worse
◀ probably worse
...than the comparison group

Compared to similar programs in NL

Netherlands

Leiden: Computer Science (n=119)
Groningen: Computing Science (n=33)
Delft: Computer Science (n=170)
Eindhoven: Computer Science and Engineerin (n=219)
Twente: Computer Science (n=104)
UvA: Software Engineering (n=36)
UvA: Computer Science (joint degree) (n=14)
UvA: Computational Science (joint de (n=68)
VU: Computer Science (joint degree) (n=54)
Nijmegen: Computing Science (n=86)
OU: Software Engineering (n=49)
OU: Computer Science (n=9)

Compared to Master program in faculty Beta

Faculty Beta

Physics (n=83)
Biologische Wetenschappen (n=7)
Pharmaceutical Sciences (n=4)
Mathematische Wetenschappen (n=48)
Chemische Wetenschappen (n=43)
Natuurwetenschappen en Bedrijf (n=50)
History and Philosophy of Science (n=26)
Information Science (n=84)
Applied Data Science (n=34)
Farmacie (n=136)
Artificial Intelligence (n=96)
Biosciences (n=193)

Masterprogram 66978 GMTE

Game and Media Technology Informatica

Content & organisation

2018	2021		Netherlands	Faculty
3.83 ▷	**4.07**	Satisfied with content	3.98	3.99
3.69	**3.96**	Up-to-date	3.98	4.02
3.78 ▷	**4.15**	Quality materials	3.99	4.00
3.96	**4.04**	Program level	4.05	4.02
3.67	**3.74**	Work methods	3.80	3.83
3.66 ▷	**4.00**	Can broaden/deepen	4.06	4.00
	3.15	Program coordination	◁ 3.49	◁ 3.44
3.83 ▷	**4.11**	Challenging	4.01	3.91
3.98	**4.07**	Shape your own program	3.96	3.99

Connection to practice

3.29	**3.11**	Satisfied with practice	◁ 3.45	◀ 3.53
3.37	**3.48**	Skills for practice	3.33	3.58
◁ 3.24	**2.78**	Link to professionals	◁ 3.12	◀ 3.55

Teachers

3.92	**4.04**	Satisfied with teachers	3.90 ▷	3.97
◀ 4.17	**3.78**	Involvement	3.74	3.92
3.95	**4.00**	Didactic skills	3.74 ▷	3.77 ▷
4.55	**4.52**	Content expertise	4.39	4.40
3.87	**3.74**	Practice knowledge	3.71	3.94
◁ 3.95	**3.67**	Supportive	3.70	3.78
3.83	**3.96**	Inspiring	3.57 ▶	3.71 ▷
	3.96	Understandable	3.85	3.88
	4.15	Encourage questions	4.09	4.09

Counseling

2018	2021		Netherlands	Faculty
3.28 ▶	**4.14**	Satisfied with counseling	3.70 ▷	3.71 ▷
3.44 ▶	**4.29**	Opportunity	3.86 ▷	3.91 ▷
3.48 ▷	**4.14**	Quality	3.81	3.78

Assessment

3.92	**3.78**	Satisfied with assessment	3.68	3.69
3.90	**4.00**	Exam matches content	3.79 ▷	3.81 ▷
3.86	**3.81**	Clear criteria	3.86	3.72
3.81	**3.81**	Quality knowledge exam	3.75	3.79
3.90	**3.77**	Quality practice exam	3.79	3.70
	3.88	Exam form follows content	3.85	3.81
3.81	**3.73**	Feedback on exams	3.60	3.58

Engagement & contact

◀ 4.34	**3.85**	Teachers reachable	4.06	◀ 4.20
	3.73	Feedback	3.73	3.76
	4.35	Feel safe	4.32	4.24
	3.77	Feel at home	3.90	3.85
	4.08	Feel inspired	3.92	3.99
	3.81	Regularly engaged	3.97	4.03
	3.31	Involved outside lessons	◁ 3.64	◁ 3.66
	3.85	Feedback appreciated	3.86	3.88
3.56 ▶	**4.19**	Course evaluations	4.14	4.12

General

3.74	**3.74**	Information	3.71	3.61
3.65	**3.41**	Facilities	3.61	◁ 3.66
	3.63	Study pressure	3.48	3.35

"study pressure" is coded as: 1=too low, 3=good, 5=too high

Reaction of program management:
We are happy to see that students in our GMTE and COSC masterprogrammes appreciate the quality of their programme and the challenges that we put to them. On top of that they feel safe, at home, well-supervised and inspired.
One aspect where there seems to be room for improvement is the connection to professional practice. We shall certainly look into this further. Possibly, there is a role here for increased industrial presence at the colloquia organised within the programmes.
Our department prides itself on helping our teachers develop themselves. We are therefore happy to see that our teachers are considered highly qualified and accessible.

data analysis:
Jeroen Fokker - Departement Computer Science - Utrecht University
Hossein Al Mahmoudi - UBD Teaching Policy - Utrecht University

Master program 66981

Artificial Intelligence

Nationale Studenten Enquete 2021

Universiteit Utrecht

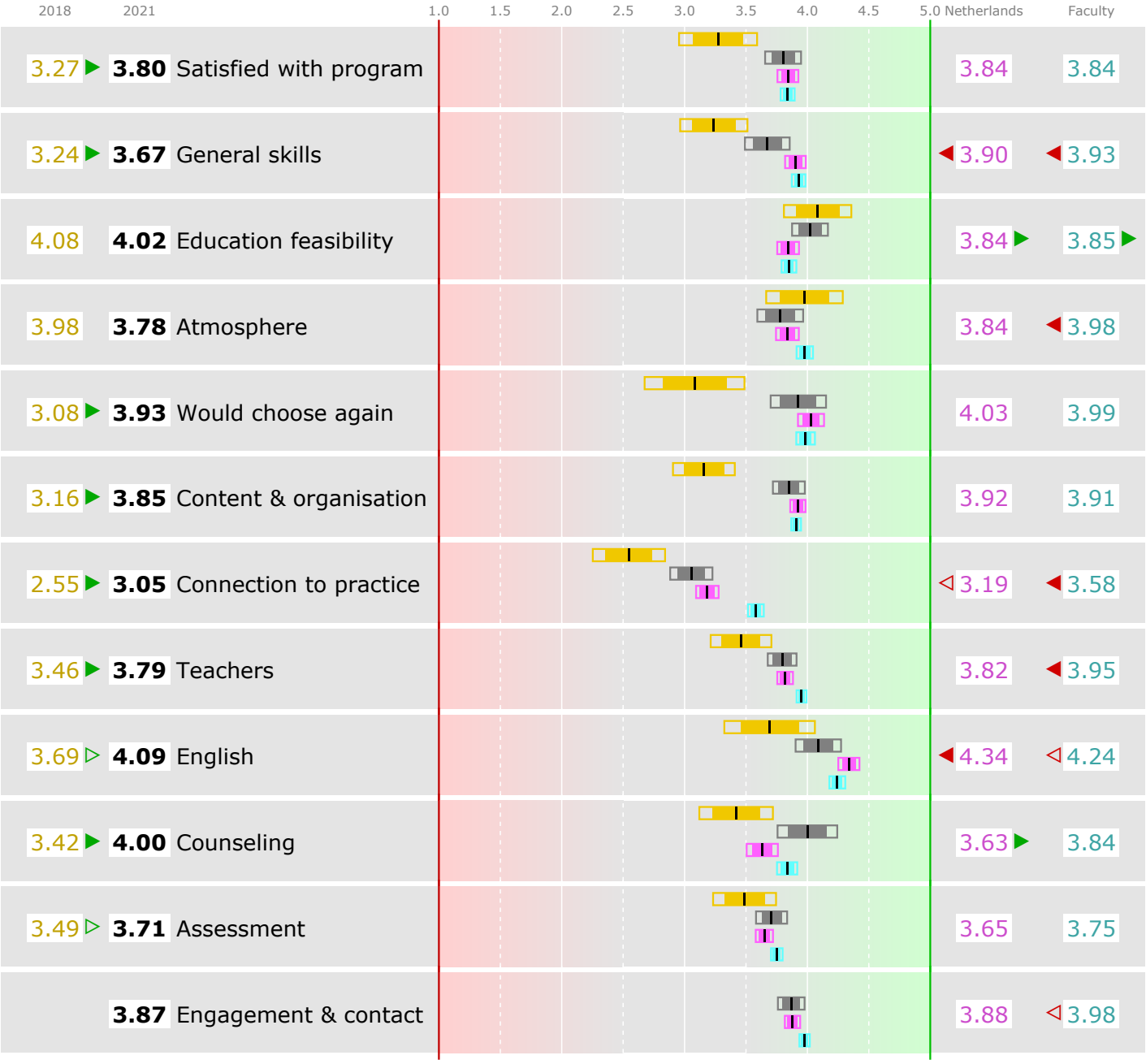

Response: 96 out of 266 = 36.1%

Compared to previous years

- program in 2018 (n=44)
- program in 2021 (n=96)
- 95% confidence interval
- 80% confidence interval

The UU program in 2021 is...

- ▶ probably better
- ▷ possibly better
- ◁ possibly worse
- ◀ probably worse

...than the comparison group

Compared to similar programs in NL

Netherlands

Groningen: Artificial Intelligence (n=65)
UvA: Artificial Intelligence (n=128)
VU: Artificial Intelligence (n=57)
Nijmegen: Artificial Intelligence (n=58)
Limburg: Artificial Intelligence (n=51)

Compared to Master program in faculty Beta

Faculty Beta

Physics (n=83)
Biologische Wetenschappen (n=7)
Pharmaceutical Sciences (n=4)
Mathematische Wetenschappen (n=48)
Chemische Wetenschappen (n=43)
Natuurwetenschappen en Bedrijf (n=50)
History and Philosophy of Science (n=26)
Information Science (n=84)
Applied Data Science (n=34)
Farmacie (n=136)
Informatica (n=69)
Biosciences (n=193)

Masterprogram 66981

Artificial Intelligence

Content & organisation

2018	2021		Netherlands	Faculty
3.19 ▶	**3.93**	Satisfied with content	◁4.08	4.00
2.88 ▶	**3.84**	Up-to-date	◀4.14	◁4.02
3.57 ▶	**3.97**	Quality materials	4.05	4.00
3.15 ▶	**3.87**	Program level	3.99	◁4.04
3.56 ▷	**3.78**	Work methods	3.86	3.83
3.32 ▶	**4.00**	Can broaden/deepen	4.02	4.00
	3.25	Program coordination	◀3.49	◁3.46
3.22 ▶	**3.91**	Challenging	3.94	3.92
3.86 ▷	**4.15**	Shape your own program	3.90 ▶	3.98 ▷

Connection to practice

2.67 ▶	**3.18**	Satisfied with practice	◁3.38	◀3.54
2.41 ▶	**3.10**	Skills for practice	◀3.35	◀3.61
2.39 ▶	**3.01**	Link to professionals	3.02	◀3.55

Teachers

3.17 ▶	**3.93**	Satisfied with teachers	3.79 ▷	3.98
3.64	**3.86**	Involvement	3.74	3.93
3.18 ▶	**3.69**	Didactic skills	3.64	3.78
3.87 ▶	**4.22**	Content expertise	◀4.44	◀4.44
3.16 ▷	**3.42**	Practice knowledge	◀3.68	◀3.96
3.59	**3.69**	Supportive	3.67	3.79
3.08 ▶	**3.50**	Inspiring	3.56	◀3.74
	3.87	Understandable	3.73 ▷	3.88
	4.14	Encourage questions	4.09	4.09

Counseling

2018	2021		Netherlands	Faculty
3.44 ▷	**3.76**	Satisfied with counseling	3.62	3.71
3.52 ▶	**4.05**	Opportunity	3.67 ▶	3.90
3.58 ▷	**3.95**	Quality	3.59 ▶	3.77

Assessment

3.27 ▶	**3.69**	Satisfied with assessment	3.56 ▷	3.71
3.51 ▶	**3.86**	Exam matches content	3.69 ▶	3.82
3.54	**3.72**	Clear criteria	3.78	3.74
3.39 ▶	**3.77**	Quality knowledge exam	3.64 ▷	3.80
3.46	**3.70**	Quality practice exam	3.71	3.71
	3.78	Exam form follows content	3.82	3.83
3.26	**3.41**	Feedback on exams	3.26	◁3.60

Engagement & contact

3.68 ▷	**4.05**	Teachers reachable	3.95	◁4.21
	3.61	Feedback	3.42 ▶	◁3.78
	4.26	Feel safe	4.28	4.25
	3.72	Feel at home	3.77	3.86
	3.84	Feel inspired	◁3.99	◁4.01
	3.92	Regularly engaged	◀4.14	4.01
	3.54	Involved outside lessons	3.62	3.65
	3.82	Feedback appreciated	3.75	3.89
3.42 ▶	**4.06**	Course evaluations	3.99	4.13

General

3.02 ▶	**3.89**	Information	3.73 ▷	3.58 ▶
3.46	**3.55**	Facilities	3.52	3.66
	3.18	Study pressure	3.45	3.39

"study pressure" is coded as: 1=too low, 3=good, 5=too high

Reaction of program management:
We are happy to see that students in our Artificial Intelligence masterprogramme appreciate the quality of their programme and the challenges that we put to them. On top of that they feel safe, at home, well-supervised and inspired.
We are especially proud to see that the efforts of our teaching staff over the last three years have led to substantially better scores in almost all aspects of the programme.
One aspect where there still seems to be room for improvement is the connection to professional practice. We shall be looking into what can be done to further improve this.
Our department prides itself on helping our teachers develop themselves. We are therefore happy to see that our teachers are considered highly qualified and accessible.

data analysis:
Jeroen Fokker - Departement Computer Science - Utrecht University
Hossein Al Mahmoudi - UBD Teaching Policy - Utrecht University

Master program 66986

Earth Sciences

Nationale Studenten Enquete 2021

Universiteit Utrecht

2018	2021		Netherlands	Faculty
◁ 4.17	**4.02**	Satisfied with program	3.94	3.85 ▶
3.95	**3.98**	General skills	3.94	3.90
3.89 ▶	**4.07**	Education feasibility	3.92 ▶	3.91 ▶
◀ 4.33	**4.08**	Atmosphere	4.20	4.05
4.32	**4.24**	Would choose again	4.06 ▷	3.93 ▶
3.94 ▷	**4.02**	Content & organisation	3.94 ▷	3.81 ▶
3.13 ▷	**3.28**	Connection to practice	3.23	3.34
4.00 ▶	**4.12**	Teachers	4.05 ▷	3.90 ▶
4.12 ▶	**4.38**	English	4.14 ▶	4.20 ▶
3.47 ▶	**3.91**	Counseling	3.93	3.73 ▷
3.81	**3.85**	Assessment	3.76 ▷	3.69 ▶
	3.98	Engagement & contact	4.04	4.00

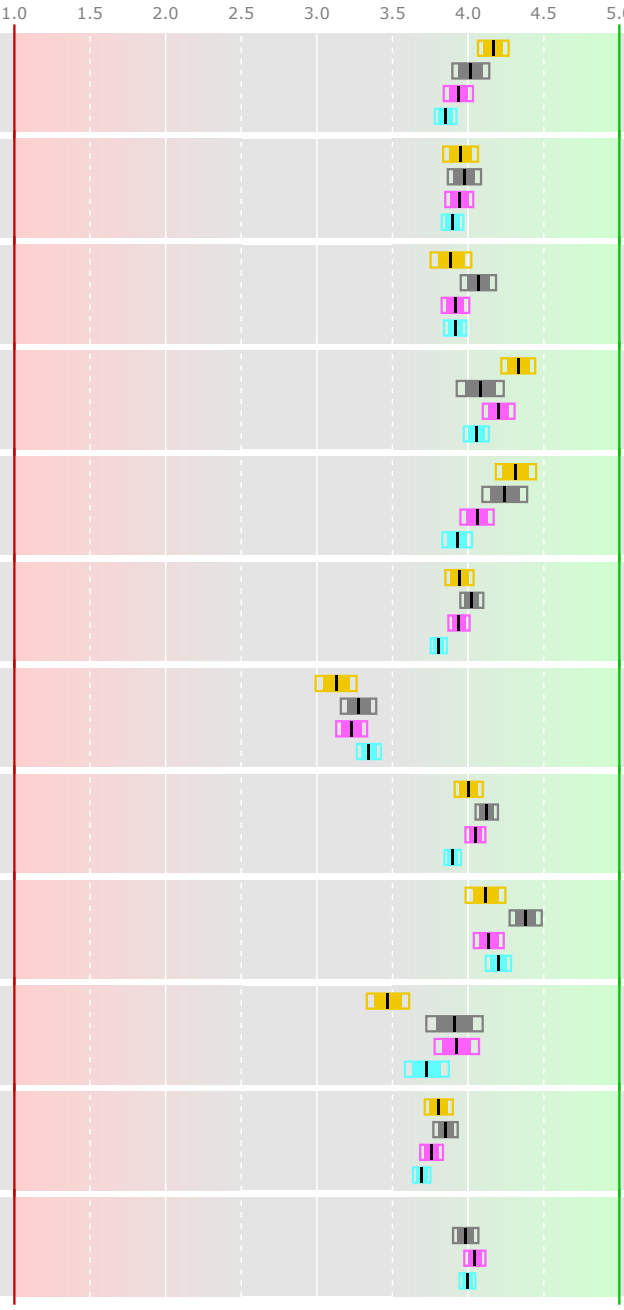

Response: 167 out of 414 = 40.3%

Compared to previous years

- program in 2018 (n=186)
- program in 2021 (n=167)
- 95% confidence interval
- 80% confidence interval

Compared to similar programs in NL

- Netherlands

Delft: Applied Earth Sciences (n=72)
Wageningen: Earth and Environment (n=103)
UvA: Earth Sciences (n=38)
VU: Hydrology (n=15)
VU: Earth Sciences (n=67)

Compared to Master program in faculty Geo

- Faculty Geo

Human Geography and Planning (research) (n=10)
Science and Innovation (n=112)
Development Studies (n=38)
Geographical Sciences (n=32)
Environmental Sciences (n=154)
Energy Science (n=31)
Sociale Geografie (n=37)
Planologie (n=18)

The UU program in 2021 is...

- ▶ probably better
- ▷ possibly better
- ◁ possibly worse
- ◀ probably worse

...than the comparison group

Masterprogram 66986

Earth Sciences

Content & organisation

2018	2021		Netherlands	Faculty
4.10 ▷	**4.20**	Satisfied with content	4.01 ▶	3.95 ▶
3.87 ▷	**4.04**	Up-to-date	4.12	◁ 4.15
3.97 ▶	**4.18**	Quality materials	4.04 ▶	3.94 ▶
4.12	**4.22**	Program level	3.99 ▶	3.92 ▶
3.90	**3.89**	Work methods	3.87	3.75 ▶
3.66 ▶	**4.07**	Can broaden/deepen	4.01	3.77 ▶
	3.67	Program coordination	3.61	3.68
3.79 ▶	**3.99**	Challenging	3.86 ▷	3.85 ▶
4.11	**4.12**	Shape your own program	4.00	3.41 ▶

Connection to practice

3.12 ▶	**3.35**	Satisfied with practice	3.41	◀ 3.52
3.08 ▶	**3.28**	Skills for practice	3.33	3.32
3.14	**3.27**	Link to professionals	3.13 ▷	3.37

Teachers

4.18	**4.28**	Satisfied with teachers	4.09 ▶	4.00 ▶
4.14	**4.22**	Involvement	4.15	3.89 ▶
3.94 ▷	**4.07**	Didactic skills	3.83 ▶	3.81 ▶
4.51 ▷	**4.63**	Content expertise	4.52 ▷	4.31 ▶
3.85	**3.78**	Practice knowledge	3.83	3.77
3.92	**3.92**	Supportive	3.92	3.74 ▶
3.88 ▷	**4.05**	Inspiring	3.86 ▶	3.64 ▶
	4.04	Understandable	4.03	3.88 ▶
	4.27	Encourage questions	4.23	4.13 ▷

Counseling

2018	2021		Netherlands	Faculty
3.60	**3.73**	Satisfied with counseling	3.84	3.65
3.60 ▶	**3.92**	Opportunity	3.94	3.73 ▷
3.60 ▶	**3.90**	Quality	3.91	3.73 ▷

Assessment

3.72	**3.81**	Satisfied with assessment	3.71	3.69 ▷
3.86	**3.93**	Exam matches content	3.78 ▶	3.78 ▶
3.79 ▷	**3.94**	Clear criteria	3.89	3.74 ▶
3.85	**3.92**	Quality knowledge exam	3.75 ▶	3.72 ▶
3.74	**3.75**	Quality practice exam	3.72	3.63 ▷
	3.97	Exam form follows content	3.87 ▷	3.75 ▶
3.67	**3.61**	Feedback on exams	3.52	3.54

Engagement & contact

4.02	**4.14**	Teachers reachable	4.16	4.13
	3.74	Feedback	3.80	3.81
	4.26	Feel safe	4.35	4.29
	3.94	Feel at home	4.06	3.83
	4.18	Feel inspired	4.09	3.98 ▶
	4.04	Regularly engaged	3.99	4.09
	3.63	Involved outside lessons	3.73	3.71
	3.89	Feedback appreciated	◁ 4.01	3.94
3.31 ▶	**4.04**	Course evaluations	◀ 4.21	◀ 4.19

General

3.75 ▶	**3.93**	Information	3.71 ▶	3.70 ▶
◁ 3.86	**3.70**	Facilities	3.62	3.49 ▶
	3.33	Study pressure	3.24	3.33

"study pressure" is coded as: 1=too low, 3=good, 5=too high

Reaction of program management:
We are pleased to see the high evaluations of our master's program across most categories. The program scores highly in comparison with others, both within the faculty and nationally. Clear improvements were seen in almost all individual metrics including the content (aspects of quality, depth, challenge), connection to practical skills and the level of guidance plus feedback since the last review in 2018. The overall satisfaction rating, as well as the assessment of the atmosphere in the program, received slightly lower scores for reasons that are unclear. Further improvements will focus on more intensive supervision of research projects, development of skills, and assistance given to students from diverse academic and skills backgrounds as seen in the current intake. This will be realized in part by investments resulting from the national quality agreements scheme (Studievoorschotmiddelen).
Prof. Dr. Paul Mason
onderwijsdirecteur

data analysis:
Jeroen Fokker - Departement Computer Science - Utrecht University
Hossein Al Mahmoudi - UBD Teaching Policy - Utrecht University

Master program 66986 ELCM

Earth, Life and Climate

Earth Sciences

Nationale Studenten Enquete 2021

Universiteit Utrecht

2018	2021		Netherlands	Faculty
◀ 4.17	**3.86**	Satisfied with program	3.94	3.85
◁ 3.95	**3.78**	General skills	◁ 3.94	3.90
3.89	**3.97**	Education feasibility	3.92	3.91
◀ 4.33	**3.91**	Atmosphere	◁ 4.20	4.05
◁ 4.32	**4.00**	Would choose again	4.06	3.93
3.94	**3.88**	Content & organisation	3.94	3.81
3.13	**3.06**	Connection to practice	3.23	◀ 3.34
4.00	**4.08**	Teachers	4.05	3.90 ▶
4.12	**4.06**	English	4.14	4.20
3.47 ▷	**3.82**	Counseling	3.93	3.73
3.81	**3.75**	Assessment	3.76	3.69
	3.90	Engagement & contact	◁ 4.04	4.00

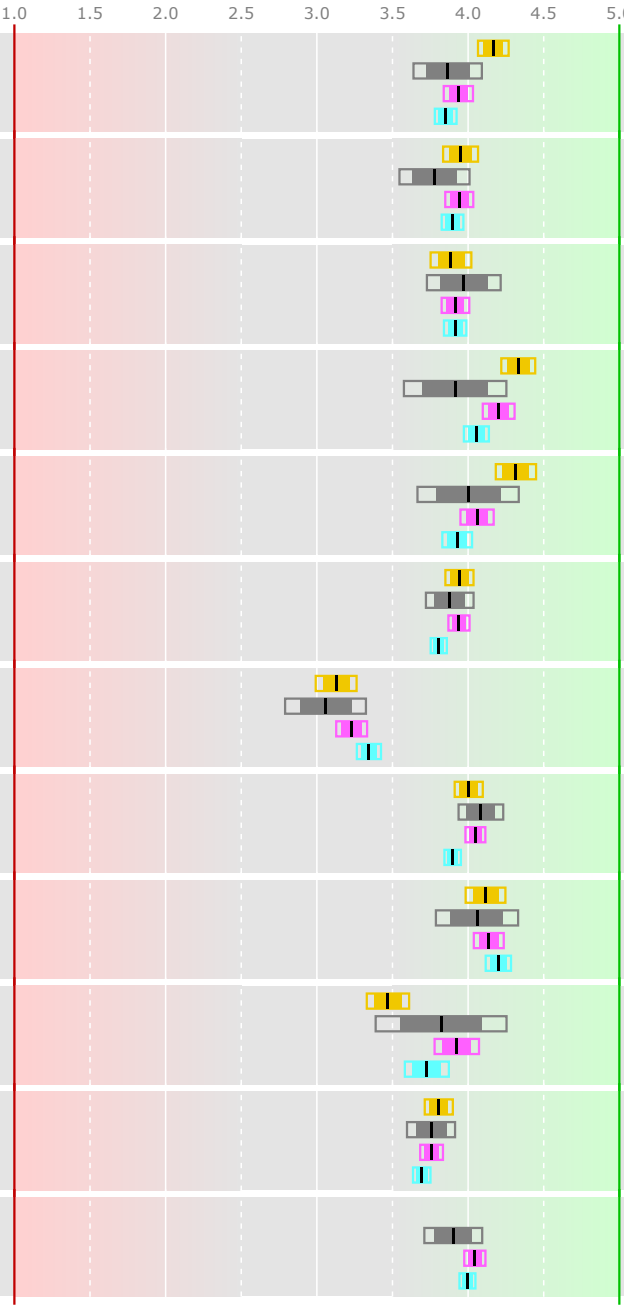

Response: 37 out of 90 = 41.1%

Compared to previous years

- program in 2018 (n=186)
- ELCM in 2021 (n=37)
- 95% confidence interval
- 80% confidence interval

The UU program in 2021 is...

- ▶ probably better
- ▷ possibly better
- ◁ possibly worse
- ◀ probably worse

...than the comparison group

Compared to similar programs in NL

- Netherlands

Delft: Applied Earth Sciences (n=72)
Wageningen: Earth and Environment (n=103)
UvA: Earth Sciences (n=38)
VU: Hydrology (n=15)
VU: Earth Sciences (n=67)

Compared to Master program in faculty Geo

- Faculty Geo

Human Geography and Planning (research) (n=10)
Science and Innovation (n=112)
Development Studies (n=38)
Geographical Sciences (n=32)
Environmental Sciences (n=154)
Energy Science (n=31)
Sociale Geografie (n=37)
Planologie (n=18)

Masterprogram 66986 ELCM

Earth, Life and Climate
Earth Sciences

Content & organisation

2018	2021		Netherlands	Faculty
4.10	**4.03**	Satisfied with content	4.01	3.95
3.87	**3.86**	Up-to-date	◁4.12	◁4.15
3.97	**4.09**	Quality materials	4.04	3.94▷
4.12	**4.11**	Program level	3.99	3.92▷
◁3.90	**3.71**	Work methods	3.87	3.75
3.66▷	**3.94**	Can broaden/deepen	4.01	3.77
	3.46	Program coordination	3.61	3.68
3.79	**3.77**	Challenging	3.86	3.85
4.11	**4.09**	Shape your own program	4.00	3.41▶

Connection to practice

2018	2021		Netherlands	Faculty
3.12	**3.22**	Satisfied with practice	◁3.41	◀3.52
3.08	**3.09**	Skills for practice	◁3.33	◁3.32
3.14	**3.03**	Link to professionals	3.13	◁3.37

Teachers

2018	2021		Netherlands	Faculty
4.18	**4.14**	Satisfied with teachers	4.09	4.00
4.14	**4.18**	Involvement	4.15	3.89▶
3.94	**3.97**	Didactic skills	3.83	3.81
4.51▷	**4.68**	Content expertise	4.52▷	4.31▶
3.85	**3.79**	Practice knowledge	3.83	3.77
3.92	**3.71**	Supportive	3.92	3.74
3.88▷	**4.09**	Inspiring	3.86▷	3.64▶
	4.00	Understandable	4.03	3.88
	4.26	Encourage questions	4.23	4.13

Counseling

2018	2021		Netherlands	Faculty
3.60	**3.57**	Satisfied with counseling	3.84	3.65
3.60	**3.79**	Opportunity	3.94	3.73
3.60	**3.86**	Quality	3.91	3.73

Assessment

2018	2021		Netherlands	Faculty
3.72	**3.69**	Satisfied with assessment	3.71	3.69
3.86	**3.97**	Exam matches content	3.78▷	3.78▷
3.79	**3.85**	Clear criteria	3.89	3.74
3.85	**4.00**	Quality knowledge exam	3.75▶	3.72▶
◁3.74	**3.53**	Quality practice exam	◁3.72	3.63
	3.94	Exam form follows content	3.87	3.75▶
◀3.67	**3.24**	Feedback on exams	◁3.52	◁3.54

Engagement & contact

2018	2021		Netherlands	Faculty
4.02	**3.94**	Teachers reachable	4.16	4.13
	3.56	Feedback	◁3.80	◁3.81
	4.12	Feel safe	◁4.35	4.29
	3.88	Feel at home	4.06	3.83
	4.06	Feel inspired	4.09	3.98
	4.12	Regularly engaged	3.99	4.09
	3.56	Involved outside lessons	3.73	3.71
	4.00	Feedback appreciated	4.01	3.94
3.31▶	**3.88**	Course evaluations	◁4.21	◁4.19

General

2018	2021		Netherlands	Faculty
3.75	**3.86**	Information	3.71	3.70▷
◀3.86	**3.54**	Facilities	3.62	3.49
	3.34	Study pressure	3.24	3.33

"study pressure" is coded as: 1=too low, 3=good, 5=too high

Reaction of program management:
We are pleased to see the high evaluations of our master's program across most categories. The program scores highly in comparison with others, both within the faculty and nationally. Clear improvements were seen in almost all individual metrics including the content (aspects of quality, depth, challenge), connection to practical skills and the level of guidance plus feedback since the last review in 2018. The overall satisfaction rating, as well as the assessment of the atmosphere in the program, received slightly lower scores for reasons that are unclear. Further improvements will focus on more intensive supervision of research projects, development of skills, and assistance given to students from diverse academic and skills backgrounds as seen in the current intake. This will be realized in part by investments resulting from the national quality agreements scheme (Studievoorschotmiddelen).
Prof. Dr. Paul Mason
onderwijsdirecteur

data analysis:
Jeroen Fokker - Departement Computer Science - Utrecht University
Hossein Al Mahmoudi - UBD Teaching Policy - Utrecht University

Master program 66986 ESDM

Earth Structure and Dynamics

Earth Sciences

Nationale Studenten Enquete 2021

Universiteit Utrecht

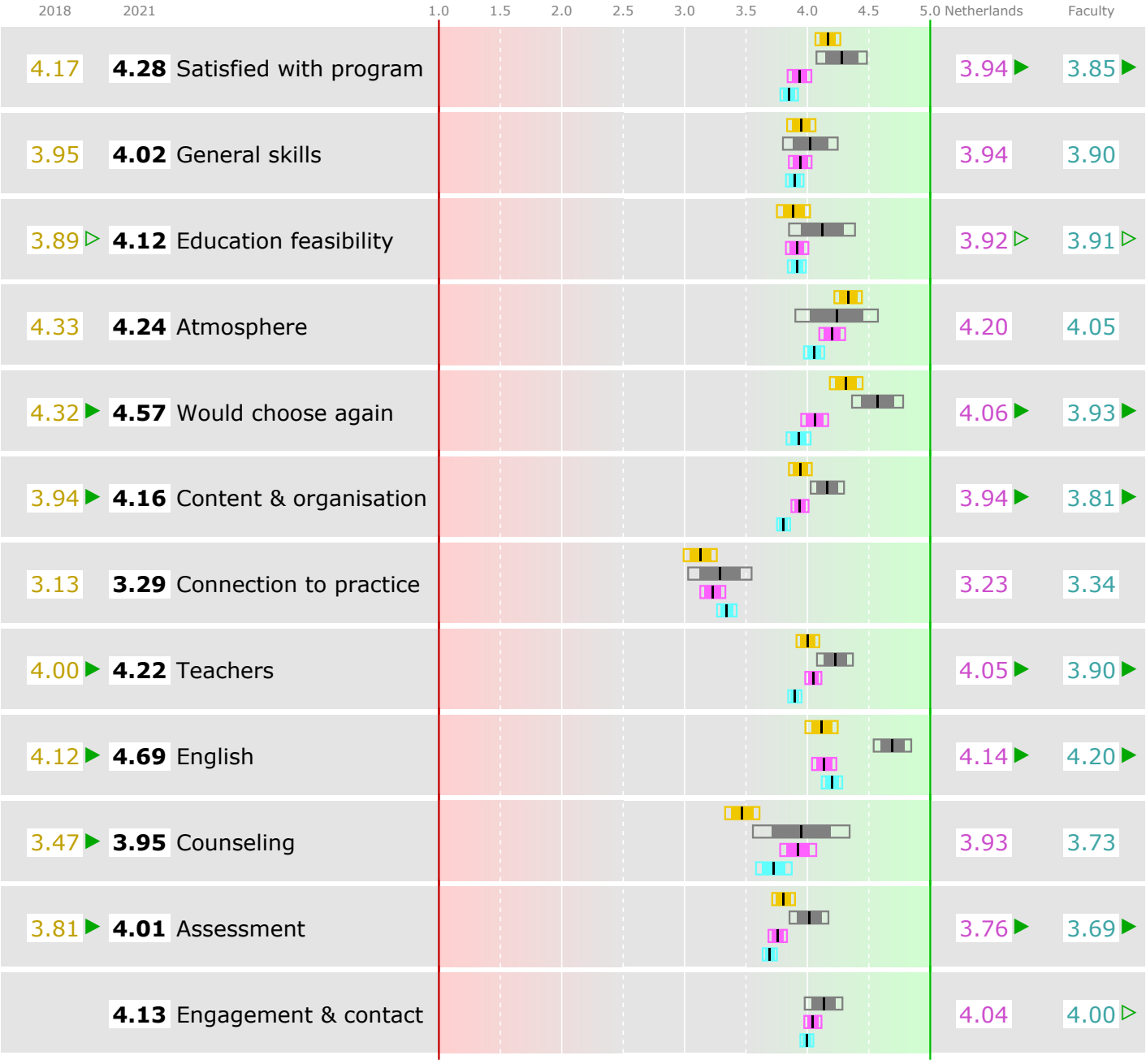

Response: 43 out of 106 = 40.6%

Compared to previous years

- program in 2018 (n=186)
- ESDM in 2021 (n=43)
- 95% confidence interval
- 80% confidence interval

The UU program in 2021 is...

- ▶ probably better
- ▷ possibly better
- ◁ possibly worse
- ◀ probably worse

...than the comparison group

Compared to similar programs in NL

- Netherlands

Delft: Applied Earth Sciences (n=72)
Wageningen: Earth and Environment (n=103)
UvA: Earth Sciences (n=38)
VU: Hydrology (n=15)
VU: Earth Sciences (n=67)

Compared to Master program in faculty Geo

- Faculty Geo

Human Geography and Planning (research) (n=10)
Science and Innovation (n=112)
Development Studies (n=38)
Geographical Sciences (n=32)
Environmental Sciences (n=154)
Energy Science (n=31)
Sociale Geografie (n=37)
Planologie (n=18)

Masterprogram 66986 ESDM

Earth Structure and Dynamics
Earth Sciences

Content & organisation

2018	2021		Netherlands	Faculty
4.10 ▶	**4.40**	Satisfied with content	4.01 ▶	3.95 ▶
3.87	**4.02**	Up-to-date	4.12	4.15
3.97 ▶	**4.27**	Quality materials	4.04 ▶	3.94 ▶
4.12 ▷	**4.37**	Program level	3.99 ▶	3.92 ▶
3.90	**4.02**	Work methods	3.87	3.75 ▶
3.66 ▶	**4.15**	Can broaden/deepen	4.01	3.77 ▶
	3.77	Program coordination	3.61 ▷	3.68
3.79 ▶	**4.25**	Challenging	3.86 ▶	3.85 ▶
4.11 ▷	**4.35**	Shape your own program	4.00 ▶	3.41 ▶

Connection to practice

3.12	**3.24**	Satisfied with practice	3.41	◀ 3.52
3.08 ▷	**3.38**	Skills for practice	3.33	3.32
3.14	**3.20**	Link to professionals	3.13	3.37

Teachers

4.18 ▶	**4.52**	Satisfied with teachers	4.09 ▶	4.00 ▶
4.14 ▶	**4.44**	Involvement	4.15 ▶	3.89 ▶
3.94	**4.05**	Didactic skills	3.83 ▷	3.81 ▷
4.51 ▶	**4.72**	Content expertise	4.52 ▶	4.31 ▶
◁ 3.85	**3.59**	Practice knowledge	◁ 3.83	3.77
3.92 ▷	**4.13**	Supportive	3.92 ▷	3.74 ▶
3.88 ▶	**4.31**	Inspiring	3.86 ▶	3.64 ▶
	4.15	Understandable	4.03	3.88 ▶
	4.41	Encourage questions	4.23 ▷	4.13 ▶

Counseling

2018	2021		Netherlands	Faculty
3.60	**3.82**	Satisfied with counseling	3.84	3.65
3.60 ▶	**4.10**	Opportunity	3.94	3.73 ▷
3.60	**3.80**	Quality	3.91	3.73

Assessment

3.72 ▷	**3.95**	Satisfied with assessment	3.71 ▷	3.69 ▷
3.86	**3.92**	Exam matches content	3.78 ▷	3.78 ▷
3.79 ▷	**4.05**	Clear criteria	3.89	3.74 ▶
3.85	**3.95**	Quality knowledge exam	3.75 ▷	3.72 ▶
3.74 ▶	**4.03**	Quality practice exam	3.72 ▶	3.63 ▶
	4.18	Exam form follows content	3.87 ▶	3.75 ▶
3.67 ▶	**3.95**	Feedback on exams	3.52 ▶	3.54 ▶

Engagement & contact

4.02	**4.16**	Teachers reachable	4.16	4.13
	3.92	Feedback	3.80	3.81
	4.50	Feel safe	4.35	4.29 ▷
	4.37	Feel at home	4.06 ▷	3.83 ▶
	4.32	Feel inspired	4.09 ▷	3.98 ▶
	4.11	Regularly engaged	3.99	4.09
	3.66	Involved outside lessons	3.73	3.71
	3.92	Feedback appreciated	4.01	3.94
3.31 ▶	**4.24**	Course evaluations	4.21	4.19

General

3.75 ▶	**4.05**	Information	3.71 ▶	3.70 ▶
3.86	**4.00**	Facilities	3.62 ▶	3.49 ▶
	3.30	Study pressure	3.24	3.33

"study pressure" is coded as: 1=too low, 3=good, 5=too high

Reaction of program management:
We are pleased to see the high evaluations of our master's program across most categories. The program scores highly in comparison with others, both within the faculty and nationally. Clear improvements were seen in almost all individual metrics including the content (aspects of quality, depth, challenge), connection to practical skills and the level of guidance plus feedback since the last review in 2018. The overall satisfaction rating, as well as the assessment of the atmosphere in the program, received slightly lower scores for reasons that are unclear. Further improvements will focus on more intensive supervision of research projects, development of skills, and assistance given to students from diverse academic and skills backgrounds as seen in the current intake. This will be realized in part by investments resulting from the national quality agreements scheme (Studievoorschotmiddelen).
Prof. Dr. Paul Mason
onderwijsdirecteur

data analysis:
Jeroen Fokker - Departement Computer Science - Utrecht University
Hossein Al Mahmoudi - UBD Teaching Policy - Utrecht University

Master program 66986 ESWM

Earth Surface and Water

Earth Sciences

Nationale Studenten Enquete 2021

Universiteit Utrecht

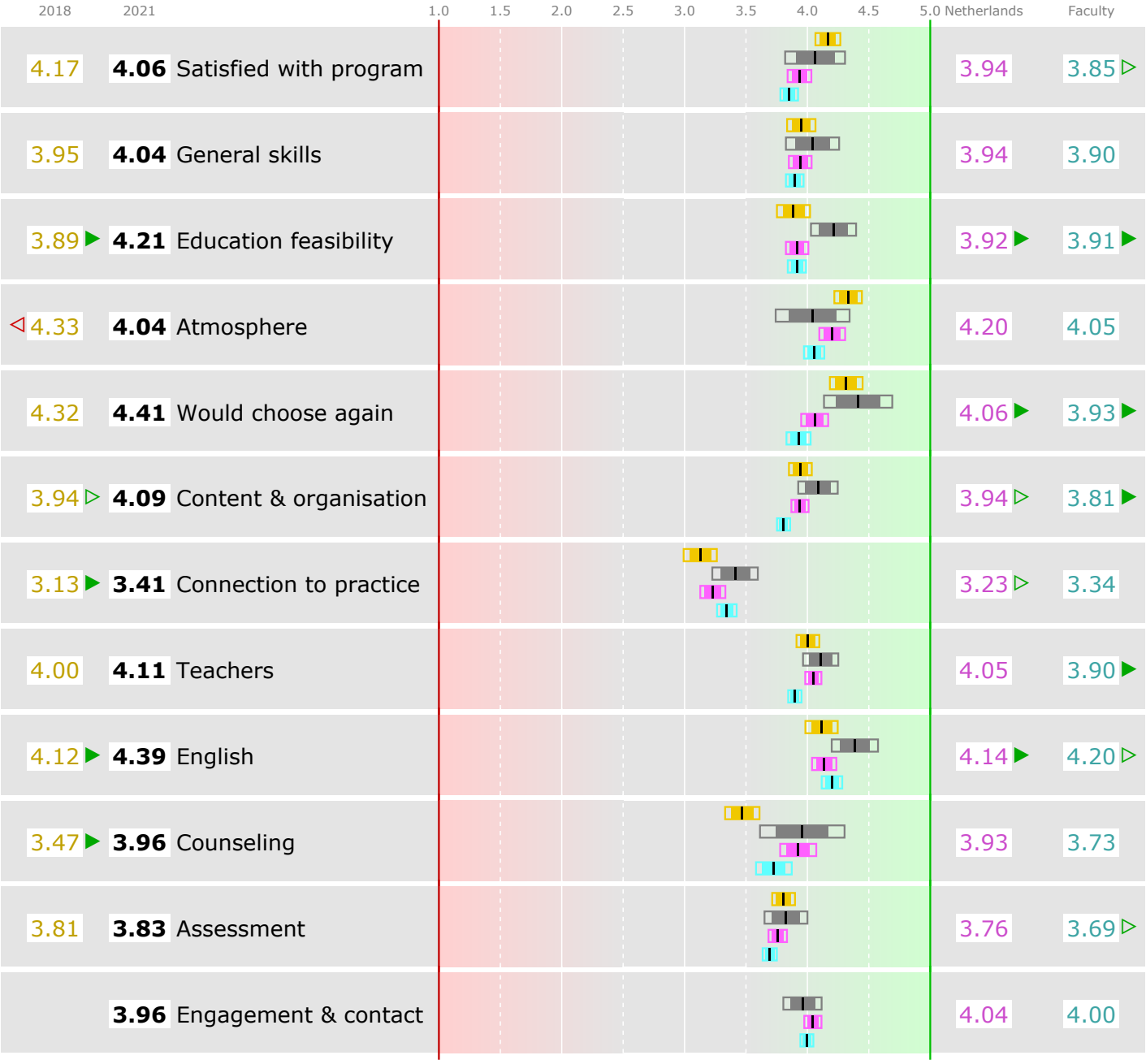

Response: 48 out of 136 = 35.3%

Compared to previous years

- program in 2018 (n=186)
- ESWM in 2021 (n=48)
- 95% confidence interval
- 80% confidence interval

The UU program in 2021 is...

- ▶ probably better
- ▷ possibly better
- ◁ possibly worse
- ◀ probably worse

...than the comparison group

Compared to similar programs in NL

- Netherlands

Delft: Applied Earth Sciences (n=72)
Wageningen: Earth and Environment (n=103)
UvA: Earth Sciences (n=38)
VU: Hydrology (n=15)
VU: Earth Sciences (n=67)

Compared to Master program in faculty Geo

- Faculty Geo

Human Geography and Planning (research) (n=10)
Science and Innovation (n=112)
Development Studies (n=38)
Geographical Sciences (n=32)
Environmental Sciences (n=154)
Energy Science (n=31)
Sociale Geografie (n=37)
Planologie (n=18)

Masterprogram 66986 ESWM

Earth Surface and Water
Earth Sciences

Content & organisation

2018	2021		Netherlands	Faculty
4.10 ▷	**4.27**	Satisfied with content	4.01 ▶	3.95 ▶
3.87 ▶	**4.20**	Up-to-date	4.12	4.15
3.97 ▶	**4.22**	Quality materials	4.04 ▷	3.94 ▶
4.12	**4.24**	Program level	3.99 ▷	3.92 ▶
3.90	**4.02**	Work methods	3.87	3.75 ▶
3.66 ▶	**4.13**	Can broaden/deepen	4.01	3.77 ▶
	3.80	Program coordination	3.61 ▷	3.68
3.79 ▷	**4.02**	Challenging	3.86 ▷	3.85 ▷
4.11	**4.04**	Shape your own program	4.00	3.41 ▶

Connection to practice

3.12 ▶	**3.58**	Satisfied with practice	3.41 ▷	3.52
3.08 ▶	**3.36**	Skills for practice	3.33	3.32
3.14 ▶	**3.47**	Link to professionals	3.13 ▶	3.37

Teachers

4.18	**4.27**	Satisfied with teachers	4.09 ▷	4.00 ▶
4.14	**4.13**	Involvement	4.15	3.89 ▶
3.94	**4.00**	Didactic skills	3.83 ▷	3.81 ▷
4.51 ▷	**4.67**	Content expertise	4.52 ▷	4.31 ▶
3.85	**3.73**	Practice knowledge	3.83	3.77
3.92	**3.93**	Supportive	3.92	3.74 ▷
3.88	**4.02**	Inspiring	3.86	3.64 ▶
	4.09	Understandable	4.03	3.88 ▶
	4.27	Encourage questions	4.23	4.13

Counseling

2018	2021		Netherlands	Faculty
3.60	**3.67**	Satisfied with counseling	3.84	3.65
3.60	**3.83**	Opportunity	3.94	3.73
3.60 ▶	**4.08**	Quality	3.91	3.73 ▷

Assessment

3.72	**3.77**	Satisfied with assessment	3.71	3.69
3.86	**4.00**	Exam matches content	3.78 ▷	3.78 ▷
3.79	**3.88**	Clear criteria	3.89	3.74
3.85	**3.88**	Quality knowledge exam	3.75	3.72
3.74	**3.72**	Quality practice exam	3.72	3.63
	3.98	Exam form follows content	3.87	3.75 ▶
3.67	**3.49**	Feedback on exams	3.52	3.54

Engagement & contact

4.02 ▷	**4.23**	Teachers reachable	4.16	4.13
	3.67	Feedback	3.80	3.81
	4.23	Feel safe	4.35	4.29
	3.91	Feel at home	4.06	3.83
	4.19	Feel inspired	4.09	3.98 ▷
	4.05	Regularly engaged	3.99	4.09
	3.64	Involved outside lessons	3.73	3.71
	3.81	Feedback appreciated	◁ 4.01	3.94
3.31 ▶	**3.90**	Course evaluations	◀ 4.21	◀ 4.19

General

3.75	**3.85**	Information	3.71	3.70
3.86	**3.73**	Facilities	3.62	3.49 ▷
	3.36	Study pressure	3.24	3.33

"study pressure" is coded as: 1=too low, 3=good, 5=too high

Reaction of program management:
We are pleased to see the high evaluations of our master's program across most categories. The program scores highly in comparison with others, both within the faculty and nationally. Clear improvements were seen in almost all individual metrics including the content (aspects of quality, depth, challenge), connection to practical skills and the level of guidance plus feedback since the last review in 2018. The overall satisfaction rating, as well as the assessment of the atmosphere in the program, received slightly lower scores for reasons that are unclear. Further improvements will focus on more intensive supervision of research projects, development of skills, and assistance given to students from diverse academic and skills backgrounds as seen in the current intake. This will be realized in part by investments resulting from the national quality agreements scheme (Studievoorschotmiddelen).
Prof. Dr. Paul Mason
onderwijsdirecteur

data analysis:
Jeroen Fokker - Departement Computer Science - Utrecht University
Hossein Al Mahmoudi - UBD Teaching Policy - Utrecht University

Master program 66986 MRSM

Marine Sciences

Earth Sciences

Nationale Studenten Enquete 2021

Universiteit Utrecht

2018	2021		Netherlands	Faculty
◀ 4.17	**3.82**	Satisfied with program	3.94	3.85
3.95	**4.03**	General skills	3.94	3.90
3.89	**3.92**	Education feasibility	3.92	3.91
◁ 4.33	**4.11**	Atmosphere	4.20	4.05
◀ 4.32	**3.89**	Would choose again	4.06	3.93
3.94	**3.94**	Content & organisation	3.94	3.81 ▷
3.13	**3.30**	Connection to practice	3.23	3.34
4.00	**4.07**	Teachers	4.05	3.90 ▷
4.12 ▷	**4.34**	English	4.14 ▷	4.20
3.47 ▷	**3.93**	Counseling	3.93	3.73
3.81	**3.80**	Assessment	3.76	3.69
	3.94	Engagement & contact	4.04	4.00

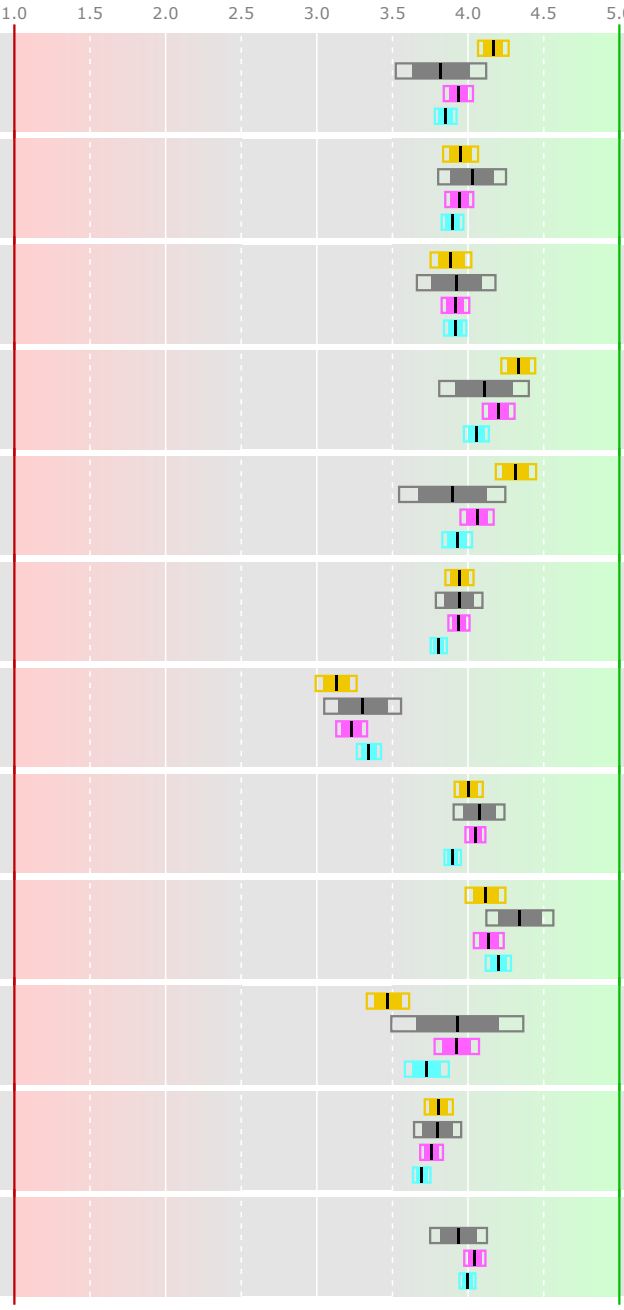

Response: 39 out of 82 = 47.6%

Compared to previous years

- program in 2018 (n=186)
- MRSM in 2021 (n=39)
- 95% confidence interval
- 80% confidence interval

The UU program in 2021 is...

- ▶ probably better
- ▷ possibly better
- ◁ possibly worse
- ◀ probably worse

...than the comparison group

Compared to similar programs in NL

- Netherlands

Delft: Applied Earth Sciences (n=72)
Wageningen: Earth and Environment (n=103)
UvA: Earth Sciences (n=38)
VU: Hydrology (n=15)
VU: Earth Sciences (n=67)

Compared to Master program in faculty Geo

- Faculty Geo

Human Geography and Planning (research) (n=10)
Science and Innovation (n=112)
Development Studies (n=38)
Geographical Sciences (n=32)
Environmental Sciences (n=154)
Energy Science (n=31)
Sociale Geografie (n=37)
Planologie (n=18)

Masterprogram 66986 MRSM

Marine Sciences
Earth Sciences

Content & organisation

2018	2021		Netherlands	Faculty
4.10	**4.05**	Satisfied with content	4.01	3.95
3.87	**4.03**	Up-to-date	4.12	4.15
3.97	**4.11**	Quality materials	4.04	3.94 ▷
4.12	**4.13**	Program level	3.99	3.92 ▷
3.90	**3.76**	Work methods	3.87	3.75
3.66 ▶	**4.03**	Can broaden/deepen	4.01	3.77 ▶
	3.61	Program coordination	3.61	3.68
3.79	**3.87**	Challenging	3.86	3.85
4.11	**4.00**	Shape your own program	4.00	3.41 ▶

Connection to practice

3.12	**3.32**	Satisfied with practice	3.41	◁ 3.52
3.08	**3.26**	Skills for practice	3.33	3.32
3.14	**3.34**	Link to professionals	3.13	3.37

Teachers

4.18	**4.13**	Satisfied with teachers	4.09	4.00
4.14	**4.13**	Involvement	4.15	3.89 ▶
3.94 ▶	**4.26**	Didactic skills	3.83 ▶	3.81 ▶
4.51	**4.47**	Content expertise	4.52	4.31 ▷
3.85	**4.00**	Practice knowledge	3.83 ▷	3.77 ▷
3.92	**3.89**	Supportive	3.92	3.74
3.88	**3.79**	Inspiring	3.86	3.64
	3.89	Understandable	4.03	3.88
	4.13	Encourage questions	4.23	4.13

Counseling

2018	2021		Netherlands	Faculty
3.60	**3.86**	Satisfied with counseling	3.84	3.65
3.60 ▷	**4.00**	Opportunity	3.94	3.73 ▷
3.60	**3.86**	Quality	3.91	3.73

Assessment

3.72	**3.82**	Satisfied with assessment	3.71	3.69
3.86	**3.82**	Exam matches content	3.78	3.78
3.79	**3.95**	Clear criteria	3.89	3.74 ▷
3.85	**3.84**	Quality knowledge exam	3.75	3.72
3.74	**3.68**	Quality practice exam	3.72	3.63
	3.76	Exam form follows content	3.87	3.75
3.67	**3.74**	Feedback on exams	3.52 ▷	3.54 ▷

Engagement & contact

4.02	**4.19**	Teachers reachable	4.16	4.13
	3.78	Feedback	3.80	3.81
	4.16	Feel safe	◁ 4.35	4.29
	3.59	Feel at home	◀ 4.06	3.83
	4.16	Feel inspired	4.09	3.98 ▷
	3.89	Regularly engaged	3.99	4.09
	3.65	Involved outside lessons	3.73	3.71
	3.86	Feedback appreciated	4.01	3.94
3.31 ▶	**4.14**	Course evaluations	4.21	4.19

General

3.75 ▷	**3.95**	Information	3.71 ▷	3.70 ▶
◀ 3.86	**3.47**	Facilities	3.62	3.49
	3.32	Study pressure	3.24	3.33

"study pressure" is coded as: 1=too low, 3=good, 5=too high

Reaction of program management:
We are pleased to see the high evaluations of our master's program across most categories. The program scores highly in comparison with others, both within the faculty and nationally. Clear improvements were seen in almost all individual metrics including the content (aspects of quality, depth, challenge), connection to practical skills and the level of guidance plus feedback since the last review in 2018. The overall satisfaction rating, as well as the assessment of the atmosphere in the program, received slightly lower scores for reasons that are unclear. Further improvements will focus on more intensive supervision of research projects, development of skills, and assistance given to students from diverse academic and skills backgrounds as seen in the current intake. This will be realized in part by investments resulting from the national quality agreements scheme (Studievoorschotmiddelen).
Prof. Dr. Paul Mason
onderwijsdirecteur

data analysis:
Jeroen Fokker - Departement Computer Science - Utrecht University
Hossein Al Mahmoudi - UBD Teaching Policy - Utrecht University

Master program 66990

Biomedical Sciences

Nationale Studenten Enquete 2021

Universiteit Utrecht

2018	2021		Netherlands	Faculty
◁ 4.16	**4.03**	Satisfied with program	3.91 ▶	4.07
4.12	**4.11**	General skills	4.04 ▷	4.12
3.64 ▶	**4.05**	Education feasibility	3.90 ▶	3.83 ▶
◀ 4.35	**4.14**	Atmosphere	3.96 ▶	4.03 ▷
4.31	**4.23**	Would choose again	4.04 ▶	4.23
3.93 ▶	**4.09**	Content & organisation	3.99 ▶	3.85 ▶
4.16	**4.07**	Connection to practice	3.85 ▶	4.07
3.93 ▶	**4.12**	Teachers	4.01 ▶	4.00 ▶
4.04 ▶	**4.35**	English	4.18 ▶	3.57 ▶
3.61 ▶	**4.01**	Counseling	3.85 ▷	3.80 ▶
3.69 ▷	**3.79**	Assessment	3.69 ▶	3.60 ▶
	4.04	Engagement & contact	3.98 ▷	3.96 ▶

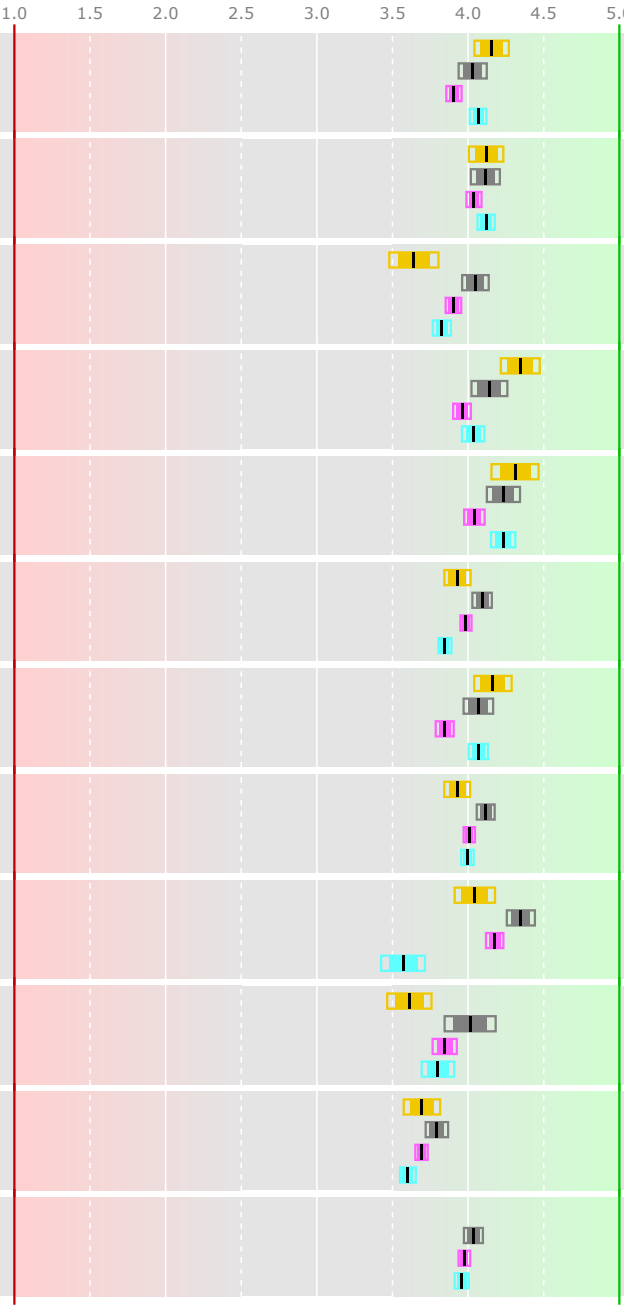

Response: 231 out of 546 = 42.3%

Compared to previous years

- program in 2018 (n=148)
- program in 2021 (n=231)
- 95% confidence interval
- 80% confidence interval

The UU program in 2021 is...

- ▶ probably better
- ▷ possibly better
- ◁ possibly worse
- ◀ probably worse

...than the comparison group

Compared to similar programs in NL

Netherlands

Utrecht: Neuroscience and Cognition (n=58)
Utrecht: Master in Health Sciences (n=26)
Leiden: Biomedical Sciences (n=122)
Groningen: Biomedical Sciences (n=103)
UvA: Biomedical Sciences (n=174)
VU: Oncology (n=39)
VU: Biomedical Sciences (n=35)
Nijmegen: Biomedical Sciences (n=144)
Limburg: Biomedical Sciences (n=111)

Compared to Master program in faculty GNK

Faculty GNK

Geneeskunde (n=331)
Klinische Gezondheidswetenschappen (n=78)
Geneeskunde, klinisch onderzoeker (n=81)
Master in Health Sciences (n=26)

Masterprogram 66990

Biomedical Sciences

Content & organisation

2018	2021		Netherlands	Faculty
4.06 ▷	**4.18**	Satisfied with content	4.07 ▶	4.19
4.14	**4.23**	Up-to-date	4.13 ▷	3.90 ▶
3.79 ▶	**4.12**	Quality materials	4.03 ▷	4.01 ▶
4.11 ▷	**4.22**	Program level	4.12 ▷	4.14 ▷
3.82 ▶	**4.00**	Work methods	3.84 ▶	3.98
3.86 ▶	**4.20**	Can broaden/deepen	4.01 ▶	3.66 ▶
	3.67	Program coordination	3.58 ▷	◀ 3.86
3.86	**3.94**	Challenging	4.00	3.96
4.17 ▶	**4.37**	Shape your own program	4.17 ▶	3.28 ▶

Connection to practice

2018	2021		Netherlands	Faculty
3.78	**3.76**	Satisfied with practice	3.60 ▶	3.82
◁ 4.16	**4.02**	Skills for practice	3.77 ▶	4.07
4.16	**4.12**	Link to professionals	3.93 ▶	4.07

Teachers

2018	2021		Netherlands	Faculty
4.07 ▶	**4.28**	Satisfied with teachers	4.05 ▶	4.06 ▶
3.83 ▷	**3.96**	Involvement	3.83 ▶	3.74 ▶
3.68 ▶	**3.97**	Didactic skills	3.82 ▶	3.76 ▶
4.33 ▶	**4.50**	Content expertise	4.46	4.44 ▷
4.32	**4.36**	Practice knowledge	4.26 ▶	◀ 4.46
3.77 ▷	**3.91**	Supportive	3.75 ▶	3.75 ▶
3.87	**3.88**	Inspiring	3.81	3.84
	4.09	Understandable	3.98 ▶	4.01 ▷
	4.26	Encourage questions	4.14 ▶	3.96 ▶

Counseling

2018	2021		Netherlands	Faculty
3.72 ▷	**3.94**	Satisfied with counseling	3.77 ▷	3.79 ▷
3.83 ▷	**4.04**	Opportunity	3.91 ▷	3.87 ▷
3.77 ▷	**3.99**	Quality	3.78 ▶	3.73 ▶

Assessment

2018	2021		Netherlands	Faculty
3.63 ▶	**3.83**	Satisfied with assessment	3.66 ▶	3.53 ▶
3.73 ▶	**3.92**	Exam matches content	3.82 ▷	3.60 ▶
3.70	**3.77**	Clear criteria	3.75	3.64 ▶
3.64 ▶	**3.90**	Quality knowledge exam	3.79 ▶	3.57 ▶
3.68	**3.76**	Quality practice exam	3.60 ▶	3.70
	3.85	Exam form follows content	3.81	3.72 ▶
3.59	**3.57**	Feedback on exams	3.38 ▶	3.40 ▶

Engagement & contact

2018	2021		Netherlands	Faculty
3.90 ▶	**4.22**	Teachers reachable	4.02 ▶	3.85 ▶
	3.74	Feedback	3.61 ▶	3.55 ▶
	4.37	Feel safe	4.27 ▷	4.02 ▶
	3.95	Feel at home	3.94	◁ 4.06
	4.14	Feel inspired	4.09	4.11
	4.06	Regularly engaged	4.10	4.11
	3.64	Involved outside lessons	3.69	◀ 3.94
	3.98	Feedback appreciated	3.92	3.82 ▶
3.40 ▶	**4.24**	Course evaluations	4.14 ▷	4.16

General

2018	2021		Netherlands	Faculty
3.66 ▶	**3.97**	Information	3.55 ▶	3.74 ▶
◁ 3.99	**3.81**	Facilities	3.59 ▶	3.87
	3.26	Study pressure	3.34	3.38

"study pressure" is coded as: 1=too low, 3=good, 5=too high

Reaction of program management:

• We are very happy to see that overall, the evaluations have remained consistently high with scores mostly remaining stable or improving. It's great to see metrics such as the content and structure of the programmes, the connection to the job market and the atmosphere in the studies being evaluated highly.

• It's very pleasing to see an increase in scores awarded to our teachers and to the guidance that students received, which were especially important for students this past year.

• There remain improvements to be made in a few areas such as the coordination of courses, and in the overall study load. This last part likely has to do with the demanding internships our students undertake. We are already taking steps to better align supervisor expectations and student responsibilities. Additionally, we are organizing more workshops for students to improve productivity and tackle any hindrances they may be facing.

data analysis:
Jeroen Fokker - Departement Computer Science - Utrecht University
Hossein Al Mahmoudi - UBD Teaching Policy - Utrecht University

Master program 66990 BIDM

Biology of Disease

Biomedical Sciences

Nationale Studenten Enquete 2021

Universiteit Utrecht

2018	2021		Netherlands	Faculty
◀ 4.16	**3.88**	Satisfied with program	3.91	◀ 4.07
4.12	**4.12**	General skills	4.04	4.12
3.64 ▶	**3.95**	Education feasibility	3.90	3.83 ▷
◁ 4.35	**4.15**	Atmosphere	3.96 ▷	4.03
4.31	**4.20**	Would choose again	4.04 ▷	4.23
3.93	**4.02**	Content & organisation	3.99	3.85 ▶
◁ 4.16	**3.90**	Connection to practice	3.85	◁ 4.07
3.93	**4.01**	Teachers	4.01	4.00
4.04	**3.90**	English	◀ 4.18	3.57 ▶
3.61	**3.72**	Counseling	3.85	3.80
3.69	**3.82**	Assessment	3.69 ▷	3.60 ▶
	3.92	Engagement & contact	3.98	3.96

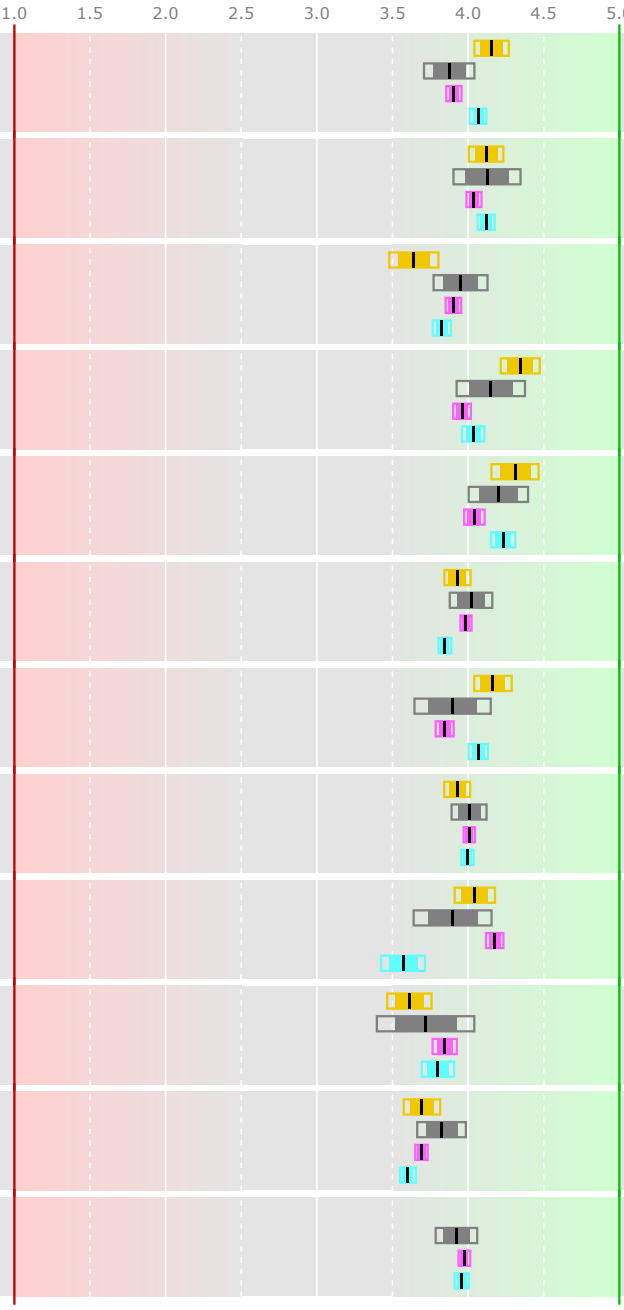

Response: 40 out of 92 = 43.5%

Compared to previous years

- program in 2018 (n=148)
- BIDM in 2021 (n=40)
- 95% confidence interval
- 80% confidence interval

The UU program in 2021 is...

- ▶ probably better
- ▷ possibly better
- ◁ possibly worse
- ◀ probably worse

...than the comparison group

Compared to similar programs in NL

Netherlands

Utrecht: Neuroscience and Cognition (n=58)
Utrecht: Master in Health Sciences (n=26)
Leiden: Biomedical Sciences (n=122)
Groningen: Biomedical Sciences (n=103)
UvA: Biomedical Sciences (n=174)
VU: Oncology (n=39)
VU: Biomedical Sciences (n=35)
Nijmegen: Biomedical Sciences (n=144)
Limburg: Biomedical Sciences (n=111)

Compared to Master program in faculty GNK

Faculty GNK

Geneeskunde (n=331)
Klinische Gezondheidswetenschappen (n=78)
Geneeskunde, klinisch onderzoeker (n=81)
Master in Health Sciences (n=26)

Masterprogram 66990 BIDM

Biology of Disease
Biomedical Sciences

Content & organisation

2018	2021		Netherlands	Faculty
4.06	**4.08**	Satisfied with content	4.07	4.19
4.14	**4.05**	Up-to-date	4.13	3.90
3.79 ▶	**4.08**	Quality materials	4.03	4.01
4.11 ▷	**4.26**	Program level	4.12 ▷	4.14
3.82	**3.85**	Work methods	3.84	3.98
3.86 ▷	**4.10**	Can broaden/deepen	4.01	3.66 ▶
	3.54	Program coordination	3.58	◀ 3.86
3.86	**3.95**	Challenging	4.00	3.96
4.17	**4.33**	Shape your own program	4.17	3.28 ▶

Connection to practice

◁ 3.78	**3.58**	Satisfied with practice	3.60	◀ 3.82
◁ 4.16	**3.90**	Skills for practice	3.77	4.07
◁ 4.16	**3.90**	Link to professionals	3.93	4.07

Teachers

4.07	**4.12**	Satisfied with teachers	4.05	4.06
3.83	**3.82**	Involvement	3.83	3.74
3.68 ▷	**3.87**	Didactic skills	3.82	3.76 ▷
4.33	**4.36**	Content expertise	4.46	4.44
4.32	**4.26**	Practice knowledge	4.26	◀ 4.46
3.77	**3.82**	Supportive	3.75	3.75
3.87	**3.79**	Inspiring	3.81	3.84
	3.97	Understandable	3.98	4.01
	4.15	Encourage questions	4.14	3.96 ▷

Counseling

2018	2021		Netherlands	Faculty
3.72	**3.69**	Satisfied with counseling	3.77	3.79
3.83	**3.69**	Opportunity	3.91	3.87
3.77	**3.75**	Quality	3.78	3.73

Assessment

3.63	**3.77**	Satisfied with assessment	3.66	3.53 ▶
3.73 ▷	**3.97**	Exam matches content	3.82 ▷	3.60 ▶
3.70 ▷	**3.95**	Clear criteria	3.75 ▷	3.64 ▶
3.64 ▶	**4.00**	Quality knowledge exam	3.79 ▷	3.57 ▶
3.68	**3.73**	Quality practice exam	3.60 ▷	3.70
	3.81	Exam form follows content	3.81	3.72
3.59	**3.49**	Feedback on exams	3.38	3.40

Engagement & contact

3.90	**3.94**	Teachers reachable	4.02	3.85
	3.67	Feedback	3.61	3.55
	4.28	Feel safe	4.27	4.02 ▶
	3.94	Feel at home	3.94	4.06
	3.94	Feel inspired	◁ 4.09	◁ 4.11
	3.86	Regularly engaged	◁ 4.10	◁ 4.11
	3.56	Involved outside lessons	3.69	◀ 3.94
	3.89	Feedback appreciated	3.92	3.82
3.40 ▶	**4.22**	Course evaluations	4.14	4.16

General

3.66 ▷	**3.88**	Information	3.55 ▶	3.74 ▷
3.99	**3.83**	Facilities	3.59 ▷	3.87
	3.15	Study pressure	3.34	3.38

"study pressure" is coded as: 1=too low, 3=good, 5=too high

Reaction of program management:

• We are very happy to see that overall, the evaluations have remained consistently high with scores mostly remaining stable or improving. It's great to see metrics such as the content and structure of the programmes, the connection to the job market and the atmosphere in the studies being evaluated highly.

• It's very pleasing to see an increase in scores awarded to our teachers and to the guidance that students received, which were especially important for students this past year.

• There remain improvements to be made in a few areas such as the coordination of courses, and in the overall study load. This last part likely has to do with the demanding internships our students undertake. We are already taking steps to better align supervisor expectations and student responsibilities. Additionally, we are organizing more workshops for students to improve productivity and tackle any hindrances they may be facing.

data analysis:
Jeroen Fokker - Departement Computer Science - Utrecht University
Hossein Al Mahmoudi - UBD Teaching Policy - Utrecht University

Master program 66990 BIFM

Biofabrication
Biomedical Sciences

Nationale Studenten Enquete 2021

Universiteit Utrecht

2018	2021		Netherlands	Faculty
◁ 4.16	**3.00**	Satisfied with program	◁ 3.91	◁ 4.07
◁ 4.12	**3.50**	General skills	◁ 4.04	◁ 4.12
3.64	**3.75**	Education feasibility	3.90	3.83
4.35	**3.50**	Atmosphere	3.96	4.03
4.31	**3.50**	Would choose again	4.04	4.23
3.93	**3.59**	Content & organisation	3.99	3.85
4.16	**4.00**	Connection to practice	3.85	4.07
3.93	**3.53**	Teachers	4.01	4.00
4.04	**4.25**	English	4.18	3.57
3.61 ▶	**4.00**	Counseling	3.85 ▶	3.80 ▶
3.69	**3.67**	Assessment	3.69	3.60
	3.52	Engagement & contact	◁ 3.98	◁ 3.96

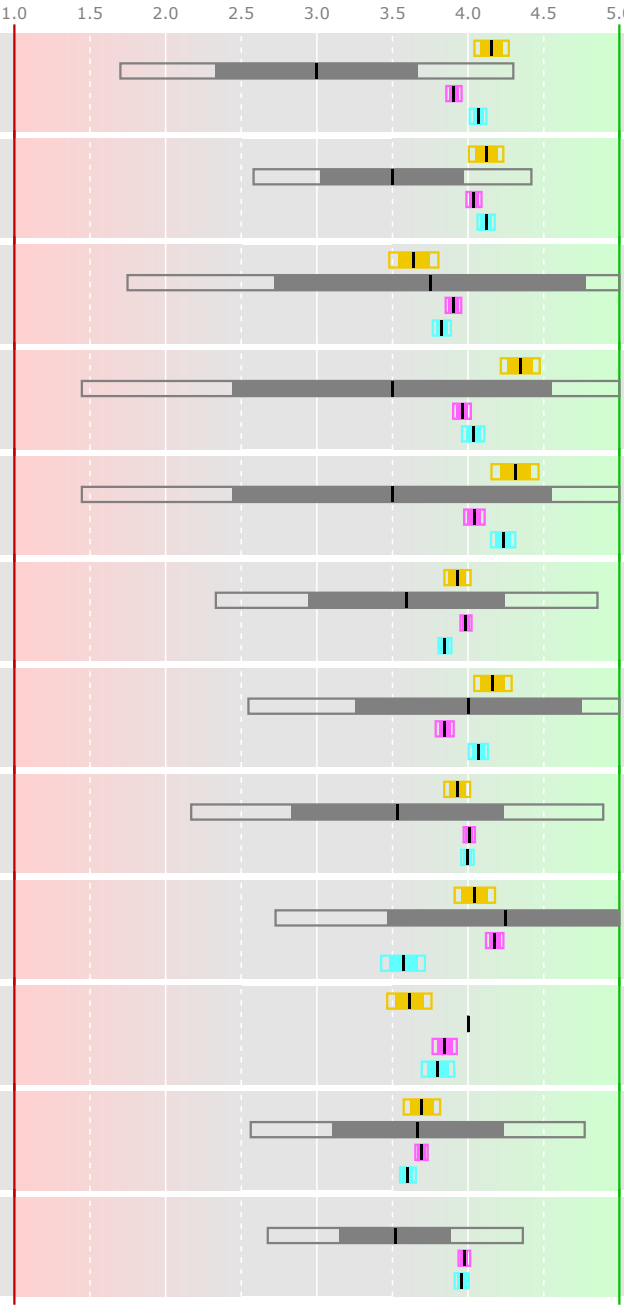

Response: 4 out of 21 = 19.0%

Compared to previous years

- program in 2018 (n=148)
- BIFM in 2021 (n=4)
- 95% confidence interval
- 80% confidence interval

The UU program in 2021 is...

- ▶ probably better
- ▷ possibly better
- ◁ possibly worse
- ◀ probably worse

...than the comparison group

Compared to similar programs in NL

Netherlands

Utrecht: Neuroscience and Cognition (n=58)
Utrecht: Master in Health Sciences (n=26)
Leiden: Biomedical Sciences (n=122)
Groningen: Biomedical Sciences (n=103)
UvA: Biomedical Sciences (n=174)
VU: Oncology (n=39)
VU: Biomedical Sciences (n=35)
Nijmegen: Biomedical Sciences (n=144)
Limburg: Biomedical Sciences (n=111)

Compared to Master program in faculty GNK

Faculty GNK

Geneeskunde (n=331)
Klinische Gezondheidswetenschappen (n=78)
Geneeskunde, klinisch onderzoeker (n=81)
Master in Health Sciences (n=26)

Masterprogram 66990 BIFM

Biofabrication
Biomedical Sciences

Content & organisation

2018	2021		Netherlands	Faculty
◁4.06	**3.25**	Satisfied with content	◁4.07	◁4.19
4.14	**3.25**	Up-to-date	4.13	3.90
3.79	**3.50**	Quality materials	4.03	4.01
◁4.11	**3.25**	Program level	◁4.12	◁4.14
3.82	**4.00**	Work methods	3.84	3.98
3.86	**3.75**	Can broaden/deepen	4.01	3.66
	3.25	Program coordination	3.58	3.86
3.86	**3.25**	Challenging	4.00	3.96
4.17	**4.50**	Shape your own program	4.17	3.28▶

Connection to practice

◁3.78	**3.25**	Satisfied with practice	3.60	◁3.82
4.16	**4.00**	Skills for practice	3.77	4.07
4.16	**4.00**	Link to professionals	3.93	4.07

Teachers

4.07	**3.50**	Satisfied with teachers	4.05	4.06
◁3.83	**2.50**	Involvement	◁3.83	◁3.74
3.68	**3.50**	Didactic skills	3.82	3.76
4.33	**4.25**	Content expertise	4.46	4.44
4.32	**4.50**	Practice knowledge	4.26	4.46
◁3.77	**2.75**	Supportive	◁3.75	◁3.75
3.87	**3.00**	Inspiring	3.81	3.84
	3.50	Understandable	3.98	4.01
	4.25	Encourage questions	4.14	3.96

Counseling

2018	2021		Netherlands	Faculty
◀3.72	**3.00**	Satisfied with counseling	◀3.77	◀3.79
3.83▶	**4.00**	Opportunity	3.91▷	3.87▶
3.77▶	**4.00**	Quality	3.78▶	3.73▶

Assessment

3.63	**3.00**	Satisfied with assessment	3.66	3.53
3.73	**3.50**	Exam matches content	3.82	3.60
3.70	**3.50**	Clear criteria	3.75	3.64
3.64	**3.50**	Quality knowledge exam	3.79	3.57
3.68	**3.50**	Quality practice exam	3.60	3.70
	3.75	Exam form follows content	3.81	3.72
3.59▷	**4.25**	Feedback on exams	3.38▶	3.40▶

Engagement & contact

3.90	**3.33**	Teachers reachable	◁4.02	3.85
	3.00	Feedback	3.61	3.55
	4.33	Feel safe	4.27	4.02
	3.67	Feel at home	3.94	4.06
	3.67	Feel inspired	4.09	4.11
	3.67	Regularly engaged	4.10	4.11
	3.33	Involved outside lessons	3.69	3.94
	3.33	Feedback appreciated	3.92	3.82
3.40	**3.33**	Course evaluations	4.14	4.16

General

◁3.66	**2.50**	Information	◁3.55	◁3.74
3.99	**4.25**	Facilities	3.59▷	3.87
	2.75	Study pressure	3.34	3.38

"study pressure" is coded as: 1=too low, 3=good, 5=too high

Reaction of program management:

• We are very happy to see that overall, the evaluations have remained consistently high with scores mostly remaining stable or improving. It's great to see metrics such as the content and structure of the programmes, the connection to the job market and the atmosphere in the studies being evaluated highly.

• It's very pleasing to see an increase in scores awarded to our teachers and to the guidance that students received, which were especially important for students this past year.

• There remain improvements to be made in a few areas such as the coordination of courses, and in the overall study load. This last part likely has to do with the demanding internships our students undertake. We are already taking steps to better align supervisor expectations and student responsibilities. Additionally, we are organizing more workshops for students to improve productivity and tackle any hindrances they may be facing.

data analysis:
Jeroen Fokker - Departement Computer Science - Utrecht University
Hossein Al Mahmoudi - UBD Teaching Policy - Utrecht University

Master program 66990 CSDB

Nationale Studenten Enquete 2021

Cancer, Stem Cells and Developmental Biology

Biomedical Sciences

Universiteit Utrecht

2018	2021		Netherlands	Faculty
4.16 ▶	**4.40**	Satisfied with program	3.91 ▶	4.07 ▶
4.12 ▷	**4.27**	General skills	4.04 ▶	4.12 ▷
3.64 ▶	**4.09**	Education feasibility	3.90 ▷	3.83 ▶
4.35	**4.48**	Atmosphere	3.96 ▶	4.03 ▶
4.31 ▶	**4.61**	Would choose again	4.04 ▶	4.23 ▶
3.93 ▶	**4.30**	Content & organisation	3.99 ▶	3.85 ▶
4.16 ▶	**4.55**	Connection to practice	3.85 ▶	4.07 ▶
3.93 ▶	**4.36**	Teachers	4.01 ▶	4.00 ▶
4.04 ▶	**4.48**	English	4.18 ▶	3.57 ▶
3.61 ▶	**4.29**	Counseling	3.85 ▷	3.80 ▷
3.69 ▷	**3.84**	Assessment	3.69 ▷	3.60 ▶
	4.24	Engagement & contact	3.98 ▶	3.96 ▶

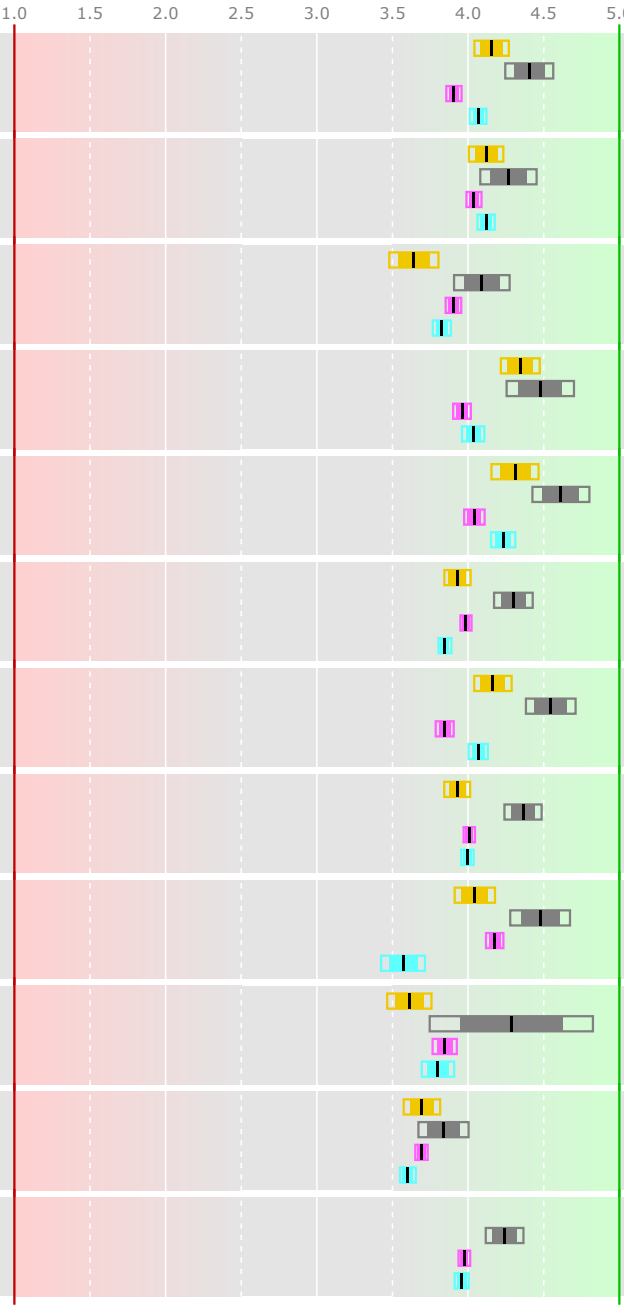

Response: 47 out of 106 = 44.3%

Compared to previous years

- program in 2018 (n=148)
- CSDB in 2021 (n=47)
- 95% confidence interval
- 80% confidence interval

The UU program in 2021 is...

- ▶ probably better
- ▷ possibly better
- ◁ possibly worse
- ◀ probably worse

...than the comparison group

Compared to similar programs in NL

Netherlands

Utrecht: Neuroscience and Cognition (n=58)
Utrecht: Master in Health Sciences (n=26)
Leiden: Biomedical Sciences (n=122)
Groningen: Biomedical Sciences (n=103)
UvA: Biomedical Sciences (n=174)
VU: Oncology (n=39)
VU: Biomedical Sciences (n=35)
Nijmegen: Biomedical Sciences (n=144)
Limburg: Biomedical Sciences (n=111)

Compared to Master program in faculty GNK

Faculty GNK

Geneeskunde (n=331)
Klinische Gezondheidswetenschappen (n=78)
Geneeskunde, klinisch onderzoeker (n=81)
Master in Health Sciences (n=26)

Masterprogram 66990 CSDB

Cancer, Stem Cells and Developmental Biology
Biomedical Sciences

Content & organisation

2018	2021		Netherlands	Faculty
4.06 ▶	**4.42**	Satisfied with content	4.07 ▶	4.19 ▶
4.14 ▶	**4.36**	Up-to-date	4.13 ▶	3.90 ▶
3.79 ▶	**4.41**	Quality materials	4.03 ▶	4.01 ▶
4.11 ▶	**4.52**	Program level	4.12 ▶	4.14 ▶
3.82 ▶	**4.27**	Work methods	3.84 ▶	3.98 ▶
3.86 ▶	**4.47**	Can broaden/deepen	4.01 ▶	3.66 ▶
	3.63	Program coordination	3.58	◀ 3.86
3.86 ▶	**4.16**	Challenging	4.00 ▷	3.96 ▷
4.17 ▶	**4.58**	Shape your own program	4.17 ▶	3.28 ▶

Connection to practice

3.78	**3.91**	Satisfied with practice	3.60 ▶	3.82
4.16 ▶	**4.51**	Skills for practice	3.77 ▶	4.07 ▶
4.16 ▶	**4.58**	Link to professionals	3.93 ▶	4.07 ▶

Teachers

4.07 ▶	**4.55**	Satisfied with teachers	4.05 ▶	4.06 ▶
3.83 ▶	**4.45**	Involvement	3.83 ▶	3.74 ▶
3.68 ▶	**4.10**	Didactic skills	3.82 ▶	3.76 ▶
4.33 ▶	**4.62**	Content expertise	4.46 ▷	4.44 ▶
4.32 ▶	**4.57**	Practice knowledge	4.26 ▶	4.46
3.77 ▶	**4.21**	Supportive	3.75 ▶	3.75 ▶
3.87 ▶	**4.26**	Inspiring	3.81 ▶	3.84 ▶
	4.26	Understandable	3.98 ▶	4.01 ▶
	4.43	Encourage questions	4.14 ▶	3.96 ▶

Counseling

2018	2021		Netherlands	Faculty
3.72 ▶	**4.33**	Satisfied with counseling	3.77 ▶	3.79 ▶
3.83 ▷	**4.29**	Opportunity	3.91 ▷	3.87 ▷
3.77 ▷	**4.29**	Quality	3.78 ▷	3.73 ▷

Assessment

3.63 ▶	**4.00**	Satisfied with assessment	3.66 ▶	3.53 ▶
3.73 ▷	**3.90**	Exam matches content	3.82	3.60 ▶
3.70	**3.74**	Clear criteria	3.75	3.64
3.64 ▶	**3.98**	Quality knowledge exam	3.79 ▷	3.57 ▶
3.68	**3.86**	Quality practice exam	3.60 ▶	3.70 ▷
	3.83	Exam form follows content	3.81	3.72
3.59	**3.71**	Feedback on exams	3.38 ▶	3.40 ▶

Engagement & contact

3.90 ▶	**4.39**	Teachers reachable	4.02 ▶	3.85 ▶
	3.98	Feedback	3.61 ▶	3.55 ▶
	4.49	Feel safe	4.27 ▶	4.02 ▶
	4.24	Feel at home	3.94 ▶	4.06 ▷
	4.41	Feel inspired	4.09 ▶	4.11 ▶
	4.15	Regularly engaged	4.10	4.11
	3.83	Involved outside lessons	3.69	3.94
	4.24	Feedback appreciated	3.92 ▶	3.82 ▶
3.40 ▶	**4.44**	Course evaluations	4.14 ▶	4.16 ▶

General

3.66 ▶	**4.23**	Information	3.55 ▶	3.74 ▶
3.99	**4.11**	Facilities	3.59 ▶	3.87 ▶
	3.30	Study pressure	3.34	3.38

"study pressure" is coded as: 1=too low, 3=good, 5=too high

Reaction of program management:

• We are very happy to see that overall, the evaluations have remained consistently high with scores mostly remaining stable or improving. It's great to see metrics such as the content and structure of the programmes, the connection to the job market and the atmosphere in the studies being evaluated highly.

• It's very pleasing to see an increase in scores awarded to our teachers and to the guidance that students received, which were especially important for students this past year.

• There remain improvements to be made in a few areas such as the coordination of courses, and in the overall study load. This last part likely has to do with the demanding internships our students undertake. We are already taking steps to better align supervisor expectations and student responsibilities. Additionally, we are organizing more workshops for students to improve productivity and tackle any hindrances they may be facing.

data analysis:
Jeroen Fokker - Departement Computer Science - Utrecht University
Hossein Al Mahmoudi - UBD Teaching Policy - Utrecht University

Master program 66990 EPIM

Epidemiology

Biomedical Sciences

Nationale Studenten Enquete 2021

Universiteit Utrecht

2018	2021		Netherlands	Faculty
◀ 4.16	**3.59**	Satisfied with program	◁ 3.91	◀ 4.07
◁ 4.12	**3.73**	General skills	◁ 4.04	◁ 4.12
3.64	**3.86**	Education feasibility	3.90	3.83
◀ 4.35	**3.41**	Atmosphere	◀ 3.96	◀ 4.03
◀ 4.31	**3.59**	Would choose again	◁ 4.04	◀ 4.23
3.93	**3.76**	Content & organisation	◁ 3.99	3.85
◀ 4.16	**3.61**	Connection to practice	3.85	◀ 4.07
3.93	**3.85**	Teachers	4.01	4.00
4.04 ▶	**4.36**	English	4.18 ▷	3.57 ▶
3.61	**3.50**	Counseling	3.85	3.80
3.69	**3.56**	Assessment	3.69	3.60
	3.72	Engagement & contact	◀ 3.98	◀ 3.96

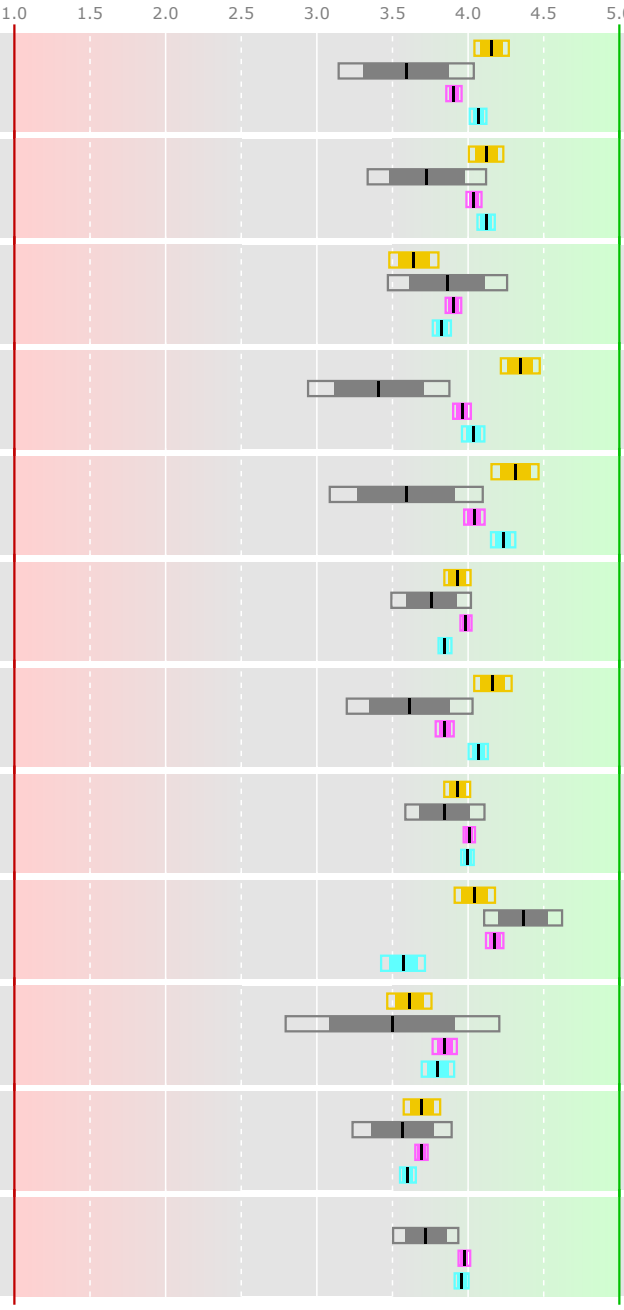

Response: 22 out of 67 = 32.8%

Compared to previous years

- program in 2018 (n=148)
- EPIM in 2021 (n=22)
- 95% confidence interval
- 80% confidence interval

The UU program in 2021 is...

- ▶ probably better
- ▷ possibly better
- ◁ possibly worse
- ◀ probably worse

...than the comparison group

Compared to similar programs in NL

Netherlands

Utrecht: Neuroscience and Cognition (n=58)
Utrecht: Master in Health Sciences (n=26)
Leiden: Biomedical Sciences (n=122)
Groningen: Biomedical Sciences (n=103)
UvA: Biomedical Sciences (n=174)
VU: Oncology (n=39)
VU: Biomedical Sciences (n=35)
Nijmegen: Biomedical Sciences (n=144)
Limburg: Biomedical Sciences (n=111)

Compared to Master program in faculty GNK

Faculty GNK

Geneeskunde (n=331)
Klinische Gezondheidswetenschappen (n=78)
Geneeskunde, klinisch onderzoeker (n=81)
Master in Health Sciences (n=26)

Masterprogram 66990 EPIM

Epidemiology
Biomedical Sciences

Content & organisation

2018	2021		Netherlands	Faculty
4.06	**3.91**	Satisfied with content	4.07	◁4.19
◀4.14	**3.59**	Up-to-date	◀4.13	◁3.90
3.79	**3.77**	Quality materials	4.03	4.01
4.11	**3.95**	Program level	4.12	4.14
◁3.82	**3.50**	Work methods	◁3.84	◀3.98
3.86	**3.91**	Can broaden/deepen	4.01	3.66▷
	3.59	Program coordination	3.58	◁3.86
3.86	**3.77**	Challenging	4.00	3.96
4.17	**3.95**	Shape your own program	4.17	3.28▶

Connection to practice

◁3.78	**3.45**	Satisfied with practice	3.60	◁3.82
◀4.16	**3.68**	Skills for practice	3.77	◁4.07
◀4.16	**3.55**	Link to professionals	◁3.93	◀4.07

Teachers

4.07	**3.95**	Satisfied with teachers	4.05	4.06
◁3.83	**3.45**	Involvement	◁3.83	◁3.74
3.68	**3.86**	Didactic skills	3.82	3.76
4.33	**4.27**	Content expertise	4.46	4.44
4.32	**4.18**	Practice knowledge	4.26	◁4.46
3.77	**3.64**	Supportive	3.75	3.75
◁3.87	**3.55**	Inspiring	◁3.81	◁3.84
	3.82	Understandable	3.98	4.01
	4.00	Encourage questions	4.14	3.96

Counseling

2018	2021		Netherlands	Faculty
◁3.72	**3.14**	Satisfied with counseling	◁3.77	◁3.79
3.83	**3.57**	Opportunity	3.91	3.87
3.77	**3.43**	Quality	3.78	3.73

Assessment

3.63	**3.82**	Satisfied with assessment	3.66	3.53▷
3.73	**3.64**	Exam matches content	3.82	3.60
3.70	**3.68**	Clear criteria	3.75	3.64
3.64	**3.73**	Quality knowledge exam	3.79	3.57
◁3.68	**3.38**	Quality practice exam	3.60	◁3.70
	3.52	Exam form follows content	3.81	3.72
3.59	**3.48**	Feedback on exams	3.38	3.40

Engagement & contact

3.90	**3.90**	Teachers reachable	4.02	3.85
	3.52	Feedback	3.61	3.55
	3.90	Feel safe	◀4.27	4.02
	3.24	Feel at home	◀3.94	◀4.06
	3.81	Feel inspired	◁4.09	◁4.11
	4.05	Regularly engaged	4.10	4.11
	3.57	Involved outside lessons	3.69	◁3.94
	3.57	Feedback appreciated	◁3.92	3.82
3.40▶	**3.90**	Course evaluations	4.14	4.16

General

3.66	**3.73**	Information	3.55	3.74
◀3.99	**3.36**	Facilities	3.59	◁3.87
	3.32	Study pressure	3.34	3.38

"study pressure" is coded as: 1=too low, 3=good, 5=too high

Reaction of program management:

• We are very happy to see that overall, the evaluations have remained consistently high with scores mostly remaining stable or improving. It's great to see metrics such as the content and structure of the programmes, the connection to the job market and the atmosphere in the studies being evaluated highly.

• It's very pleasing to see an increase in scores awarded to our teachers and to the guidance that students received, which were especially important for students this past year.

• There remain improvements to be made in a few areas such as the coordination of courses, and in the overall study load. This last part likely has to do with the demanding internships our students undertake. We are already taking steps to better align supervisor expectations and student responsibilities. Additionally, we are organizing more workshops for students to improve productivity and tackle any hindrances they may be facing.

data analysis:
Jeroen Fokker - Departement Computer Science - Utrecht University
Hossein Al Mahmoudi - UBD Teaching Policy - Utrecht University

Master program 66990 IMIF

Infection and Immunity

Biomedical Sciences

Nationale Studenten Enquete 2021

Universiteit Utrecht

2018	2021		Netherlands	Faculty
4.16	**4.15**	Satisfied with program	3.91 ▶	4.07
4.12	**4.27**	General skills	4.04 ▷	4.12
3.64 ▶	**4.03**	Education feasibility	3.90 ▷	3.83 ▶
◁ 4.35	**4.06**	Atmosphere	3.96	4.03
4.31	**4.45**	Would choose again	4.04 ▶	4.23 ▷
3.93 ▶	**4.22**	Content & organisation	3.99 ▶	3.85 ▶
4.16 ▷	**4.35**	Connection to practice	3.85 ▶	4.07 ▶
3.93 ▶	**4.07**	Teachers	4.01	4.00 ▷
4.04 ▷	**4.27**	English	4.18	3.57 ▶
3.61 ▷	**4.18**	Counseling	3.85	3.80 ▷
3.69 ▷	**3.84**	Assessment	3.69 ▷	3.60 ▶
	4.07	Engagement & contact	3.98	3.96 ▷

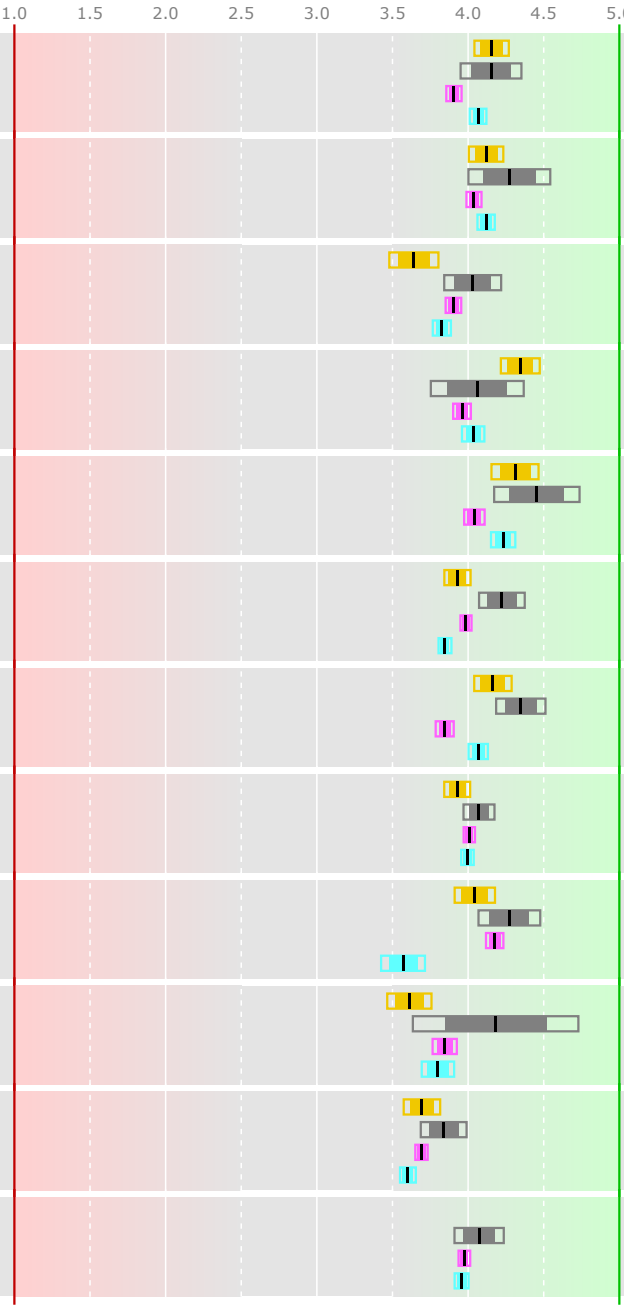

Response: 33 out of 76 = 43.4%

Compared to previous years

- program in 2018 (n=148)
- IMIF in 2021 (n=33)
- 95% confidence interval
- 80% confidence interval

The UU program in 2021 is...

- ▶ probably better
- ▷ possibly better
- ◁ possibly worse
- ◀ probably worse

...than the comparison group

Compared to similar programs in NL

Netherlands

Utrecht: Neuroscience and Cognition (n=58)
Utrecht: Master in Health Sciences (n=26)
Leiden: Biomedical Sciences (n=122)
Groningen: Biomedical Sciences (n=103)
UvA: Biomedical Sciences (n=174)
VU: Oncology (n=39)
VU: Biomedical Sciences (n=35)
Nijmegen: Biomedical Sciences (n=144)
Limburg: Biomedical Sciences (n=111)

Compared to Master program in faculty GNK

Faculty GNK

Geneeskunde (n=331)
Klinische Gezondheidswetenschappen (n=78)
Geneeskunde, klinisch onderzoeker (n=81)
Master in Health Sciences (n=26)

Masterprogram 66990 IMIF

Infection and Immunity
Biomedical Sciences

Content & organisation

2018	2021		Netherlands	Faculty
4.06 ▶	**4.45**	Satisfied with content	4.07 ▶	4.19 ▶
4.14 ▶	**4.64**	Up-to-date	4.13 ▶	3.90 ▶
3.79 ▶	**4.27**	Quality materials	4.03 ▶	4.01 ▶
4.11 ▶	**4.39**	Program level	4.12 ▶	4.14 ▶
3.82 ▶	**4.18**	Work methods	3.84 ▶	3.98 ▷
3.86 ▶	**4.27**	Can broaden/deepen	4.01 ▶	3.66 ▶
	3.82	Program coordination	3.58 ▷	3.86
3.86	**4.03**	Challenging	4.00	3.96
4.17	**4.18**	Shape your own program	4.17	3.28 ▶

Connection to practice

3.78	**3.94**	Satisfied with practice	3.60 ▶	3.82
4.16	**4.21**	Skills for practice	3.77 ▶	4.07 ▷
4.16 ▶	**4.48**	Link to professionals	3.93 ▶	4.07 ▶

Teachers

4.07 ▷	**4.24**	Satisfied with teachers	4.05 ▷	4.06 ▷
3.83	**3.91**	Involvement	3.83	3.74
3.68 ▶	**3.94**	Didactic skills	3.82 ▷	3.76 ▶
4.33 ▷	**4.55**	Content expertise	4.46	4.44
4.32	**4.30**	Practice knowledge	4.26	◁ 4.46
3.77	**3.79**	Supportive	3.75	3.75
3.87	**3.85**	Inspiring	3.81	3.84
	4.06	Understandable	3.98	4.01
	4.18	Encourage questions	4.14	3.96 ▷

Counseling

2018	2021		Netherlands	Faculty
3.72	**4.00**	Satisfied with counseling	3.77	3.79
3.83 ▷	**4.18**	Opportunity	3.91	3.87
3.77	**4.18**	Quality	3.78	3.73 ▷

Assessment

3.63 ▷	**3.88**	Satisfied with assessment	3.66 ▷	3.53 ▶
3.73 ▶	**3.97**	Exam matches content	3.82 ▷	3.60 ▶
3.70	**3.82**	Clear criteria	3.75	3.64 ▷
3.64 ▷	**3.91**	Quality knowledge exam	3.79	3.57 ▶
3.68	**3.76**	Quality practice exam	3.60	3.70
	4.06	Exam form follows content	3.81 ▶	3.72 ▶
3.59	**3.52**	Feedback on exams	3.38	3.40

Engagement & contact

3.90 ▶	**4.25**	Teachers reachable	4.02 ▶	3.85 ▶
	3.84	Feedback	3.61 ▷	3.55 ▷
	4.44	Feel safe	4.27 ▷	4.02 ▶
	4.16	Feel at home	3.94 ▷	4.06
	4.12	Feel inspired	4.09	4.11
	4.19	Regularly engaged	4.10	4.11
	3.53	Involved outside lessons	3.69	◀ 3.94
	3.94	Feedback appreciated	3.92	3.82
3.40 ▶	**4.19**	Course evaluations	4.14	4.16

General

3.66 ▶	**4.18**	Information	3.55 ▶	3.74 ▶
3.99	**3.91**	Facilities	3.59 ▷	3.87
	3.21	Study pressure	3.34	3.38

"study pressure" is coded as: 1=too low, 3=good, 5=too high

Reaction of program management:

• We are very happy to see that overall, the evaluations have remained consistently high with scores mostly remaining stable or improving. It's great to see metrics such as the content and structure of the programmes, the connection to the job market and the atmosphere in the studies being evaluated highly.

• It's very pleasing to see an increase in scores awarded to our teachers and to the guidance that students received, which were especially important for students this past year.

• There remain improvements to be made in a few areas such as the coordination of courses, and in the overall study load. This last part likely has to do with the demanding internships our students undertake. We are already taking steps to better align supervisor expectations and student responsibilities. Additionally, we are organizing more workshops for students to improve productivity and tackle any hindrances they may be facing.

data analysis:
Jeroen Fokker - Departement Computer Science - Utrecht University
Hossein Al Mahmoudi - UBD Teaching Policy - Utrecht University

Master program 66990 MIMG

Medical Imaging

Biomedical Sciences

Nationale Studenten Enquete 2021

Universiteit Utrecht

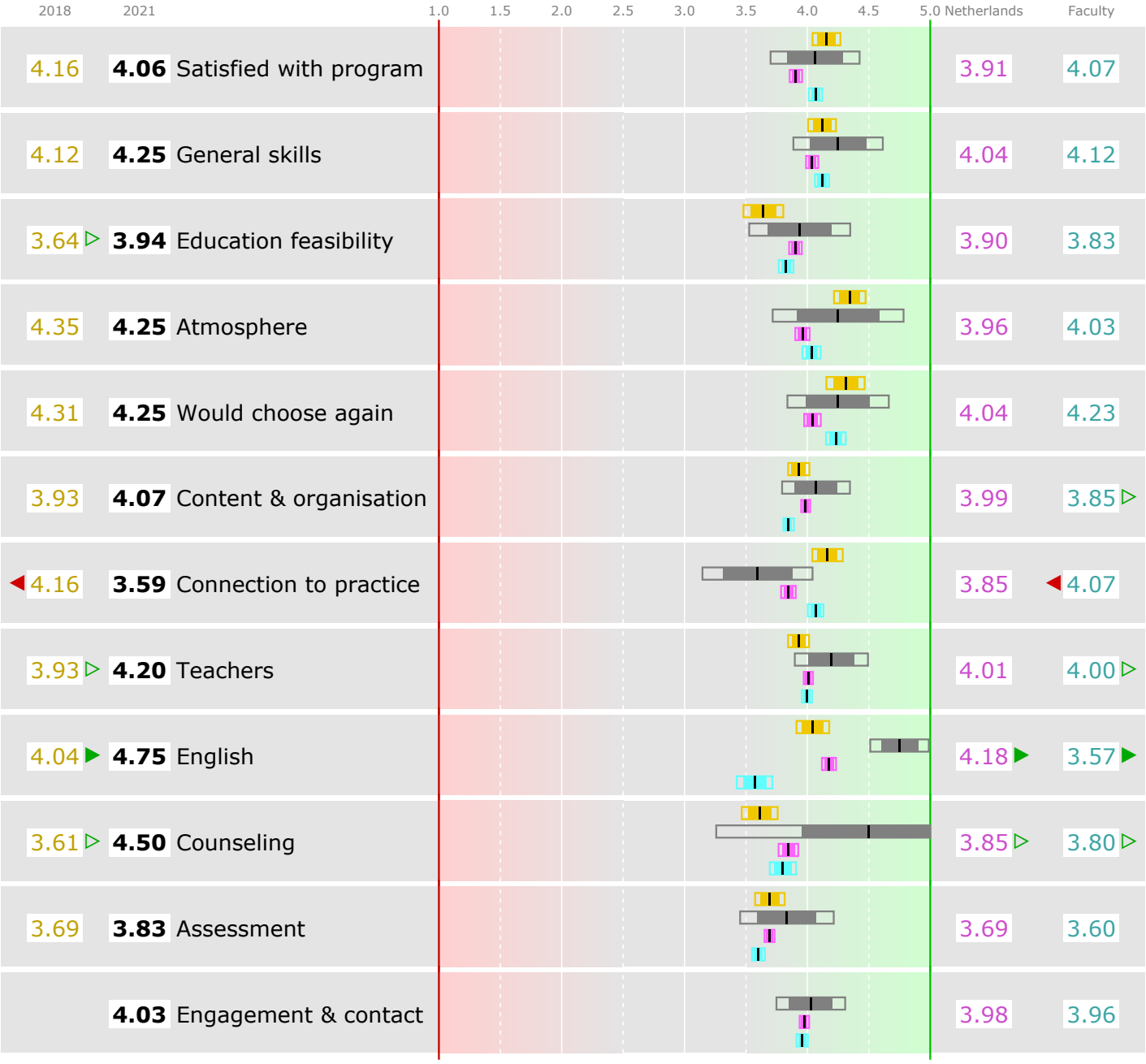

Response: 16 out of 37 = 43.2%

Compared to previous years

- program in 2018 (n=148)
- MIMG in 2021 (n=16)
- 95% confidence interval
- 80% confidence interval

The UU program in 2021 is...

- ▶ probably better
- ▷ possibly better
- ◁ possibly worse
- ◀ probably worse

...than the comparison group

Compared to similar programs in NL

- Netherlands

Utrecht: Neuroscience and Cognition (n=58)
Utrecht: Master in Health Sciences (n=26)
Leiden: Biomedical Sciences (n=122)
Groningen: Biomedical Sciences (n=103)
UvA: Biomedical Sciences (n=174)
VU: Oncology (n=39)
VU: Biomedical Sciences (n=35)
Nijmegen: Biomedical Sciences (n=144)
Limburg: Biomedical Sciences (n=111)

Compared to Master program in faculty GNK

- Faculty GNK

Geneeskunde (n=331)
Klinische Gezondheidswetenschappen (n=78)
Geneeskunde, klinisch onderzoeker (n=81)
Master in Health Sciences (n=26)

Masterprogram 66990 MIMG

Medical Imaging Biomedical Sciences

Content & organisation

2018	2021		Netherlands	Faculty
4.06	**4.25**	Satisfied with content	4.07	4.19
4.14	**4.06**	Up-to-date	4.13	3.90
3.79 ▶	**4.25**	Quality materials	4.03 ▷	4.01 ▷
4.11	**4.00**	Program level	4.12	4.14
◁ 3.82	**3.56**	Work methods	◁ 3.84	◀ 3.98
3.86 ▷	**4.19**	Can broaden/deepen	4.01	3.66 ▶
	4.12	Program coordination	3.58 ▶	3.86
3.86	**3.94**	Challenging	4.00	3.96
4.17 ▷	**4.44**	Shape your own program	4.17 ▷	3.28 ▶

Connection to practice

2018	2021		Netherlands	Faculty
3.78	**3.69**	Satisfied with practice	3.60	3.82
◀ 4.16	**3.56**	Skills for practice	3.77	◀ 4.07
◁ 4.16	**3.62**	Link to professionals	3.93	◁ 4.07

Teachers

2018	2021		Netherlands	Faculty
4.07	**4.31**	Satisfied with teachers	4.05	4.06
3.83	**3.94**	Involvement	3.83	3.74
3.68 ▷	**4.00**	Didactic skills	3.82	3.76
4.33 ▶	**4.69**	Content expertise	4.46 ▷	4.44 ▷
4.32 ▷	**4.56**	Practice knowledge	4.26 ▶	4.46
3.77	**4.00**	Supportive	3.75 ▷	3.75 ▷
3.87	**4.06**	Inspiring	3.81	3.84
	4.12	Understandable	3.98	4.01
	4.19	Encourage questions	4.14	3.96

Counseling

2018	2021		Netherlands	Faculty
3.72	**4.33**	Satisfied with counseling	3.77	3.79
3.83	**4.33**	Opportunity	3.91	3.87
3.77 ▷	**4.67**	Quality	3.78 ▷	3.73 ▷

Assessment

2018	2021		Netherlands	Faculty
3.63	**3.56**	Satisfied with assessment	3.66	3.53
3.73	**3.94**	Exam matches content	3.82	3.60 ▷
3.70	**3.75**	Clear criteria	3.75	3.64
3.64 ▷	**4.00**	Quality knowledge exam	3.79	3.57 ▷
3.68	**3.81**	Quality practice exam	3.60 ▷	3.70
	3.75	Exam form follows content	3.81	3.72
3.59	**3.75**	Feedback on exams	3.38 ▷	3.40

Engagement & contact

2018	2021		Netherlands	Faculty
3.90 ▶	**4.44**	Teachers reachable	4.02 ▶	3.85 ▶
	3.75	Feedback	3.61	3.55
	3.94	Feel safe	4.27	4.02
	3.44	Feel at home	◀ 3.94	◀ 4.06
	4.38	Feel inspired	4.09 ▷	4.11 ▷
	4.12	Regularly engaged	4.10	4.11
	3.67	Involved outside lessons	3.69	◁ 3.94
	4.47	Feedback appreciated	3.92 ▶	3.82 ▶
3.40 ▶	**4.33**	Course evaluations	4.14	4.16

General

2018	2021		Netherlands	Faculty
3.66 ▷	**4.00**	Information	3.55 ▶	3.74 ▷
◀ 3.99	**3.31**	Facilities	3.59	◀ 3.87
	3.81	Study pressure	3.34	3.38

"study pressure" is coded as: 1=too low, 3=good, 5=too high

Reaction of program management:

• We are very happy to see that overall, the evaluations have remained consistently high with scores mostly remaining stable or improving. It's great to see metrics such as the content and structure of the programmes, the connection to the job market and the atmosphere in the studies being evaluated highly.

• It's very pleasing to see an increase in scores awarded to our teachers and to the guidance that students received, which were especially important for students this past year.

• There remain improvements to be made in a few areas such as the coordination of courses, and in the overall study load. This last part likely has to do with the demanding internships our students undertake. We are already taking steps to better align supervisor expectations and student responsibilities. Additionally, we are organizing more workshops for students to improve productivity and tackle any hindrances they may be facing.

data analysis:
Jeroen Fokker - Departement Computer Science - Utrecht University
Hossein Al Mahmoudi - UBD Teaching Policy - Utrecht University

Master program 66990 ONEH

One Health
Biomedical Sciences

Nationale Studenten Enquete 2021

Universiteit Utrecht

2018	2021		Netherlands	Faculty
◁ 4.16	**3.81**	Satisfied with program	3.91	4.07
◁ 4.12	**3.88**	General skills	4.04	◁ 4.12
3.64 ▶	**4.31**	Education feasibility	3.90 ▷	3.83 ▶
4.35	**4.12**	Atmosphere	3.96	4.03
◁ 4.31	**3.88**	Would choose again	4.04	◁ 4.23
3.93	**3.97**	Content & organisation	3.99	3.85
4.16	**4.07**	Connection to practice	3.85 ▷	4.07
3.93 ▶	**4.22**	Teachers	4.01 ▶	4.00 ▶
4.04 ▶	**4.47**	English	4.18 ▷	3.57 ▶
3.61 ▷	**4.10**	Counseling	3.85	3.80
3.69	**3.59**	Assessment	3.69	3.60
	4.01	Engagement & contact	3.98	3.96

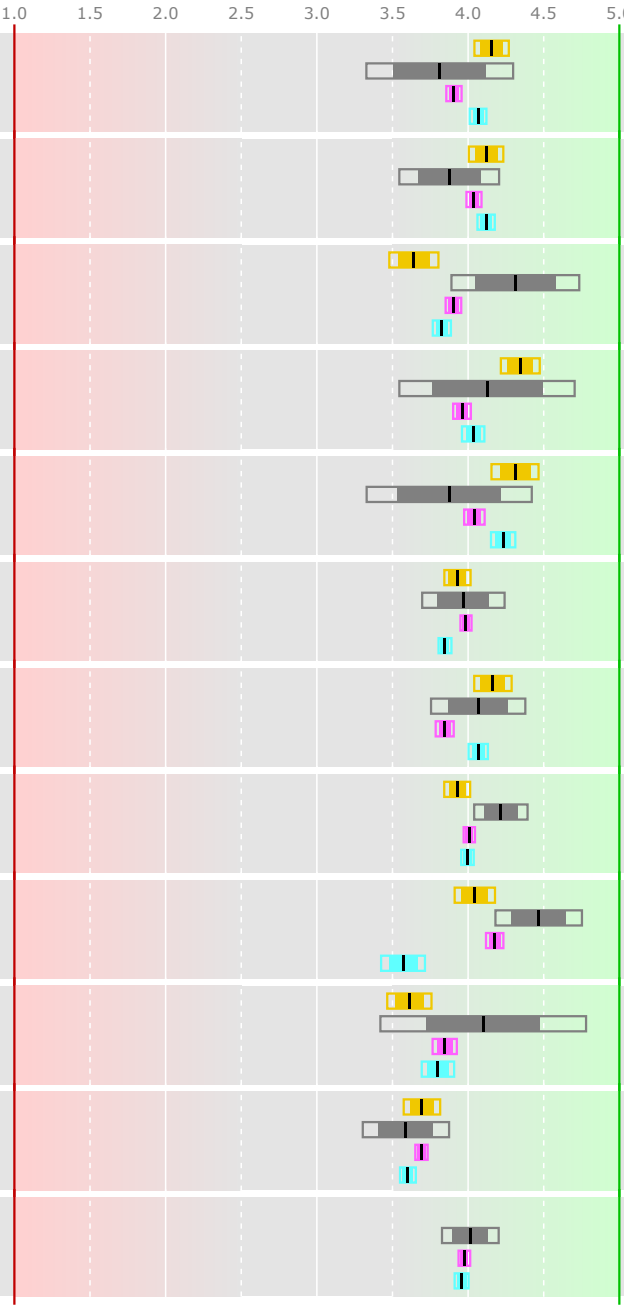

Response: 16 out of 29 = 55.2%

Compared to previous years

- program in 2018 (n=148)
- ONEH in 2021 (n=16)
- 95% confidence interval
- 80% confidence interval

The UU program in 2021 is...

- ▶ probably better
- ▷ possibly better
- ◁ possibly worse
- ◀ probably worse

...than the comparison group

Compared to similar programs in NL

Netherlands

Utrecht: Neuroscience and Cognition (n=58)
Utrecht: Master in Health Sciences (n=26)
Leiden: Biomedical Sciences (n=122)
Groningen: Biomedical Sciences (n=103)
UvA: Biomedical Sciences (n=174)
VU: Oncology (n=39)
VU: Biomedical Sciences (n=35)
Nijmegen: Biomedical Sciences (n=144)
Limburg: Biomedical Sciences (n=111)

Compared to Master program in faculty GNK

Faculty GNK

Geneeskunde (n=331)
Klinische Gezondheidswetenschappen (n=78)
Geneeskunde, klinisch onderzoeker (n=81)
Master in Health Sciences (n=26)

Masterprogram 66990 ONEH

One Health
Biomedical Sciences

Content & organisation

2018	2021		Netherlands	Faculty
4.06	**3.88**	Satisfied with content	4.07	◁4.19
4.14	**4.31**	Up-to-date	4.13	3.90▶
3.79	**3.81**	Quality materials	4.03	4.01
◁4.11	**3.81**	Program level	◁4.12	◁4.14
3.82	**4.06**	Work methods	3.84	3.98
3.86	**4.00**	Can broaden/deepen	4.01	3.66▷
	3.62	Program coordination	3.58	3.86
◁3.86	**3.62**	Challenging	◀4.00	◁3.96
4.17▶	**4.50**	Shape your own program	4.17▶	3.28▶

Connection to practice

3.78	**3.56**	Satisfied with practice	3.60	3.82
4.16	**4.07**	Skills for practice	3.77	4.07
4.16	**4.07**	Link to professionals	3.93	4.07

Teachers

4.07	**4.19**	Satisfied with teachers	4.05	4.06
3.83	**3.87**	Involvement	3.83	3.74
3.68▶	**4.20**	Didactic skills	3.82▶	3.76▶
4.33▶	**4.67**	Content expertise	4.46▷	4.44▷
4.32	**4.47**	Practice knowledge	4.26	4.46
3.77	**3.87**	Supportive	3.75	3.75
3.87	**3.87**	Inspiring	3.81	3.84
	4.27	Understandable	3.98▶	4.01▷
	4.53	Encourage questions	4.14▶	3.96▶

Counseling

2018	2021		Netherlands	Faculty
3.72	**4.17**	Satisfied with counseling	3.77	3.79
3.83▷	**4.20**	Opportunity	3.91	3.87▷
3.77	**4.00**	Quality	3.78	3.73

Assessment

3.63	**3.69**	Satisfied with assessment	3.66	3.53
3.73	**3.93**	Exam matches content	3.82	3.60▶
3.70	**3.47**	Clear criteria	3.75	3.64
3.64	**3.73**	Quality knowledge exam	3.79	3.57
3.68	**3.60**	Quality practice exam	3.60	3.70
	3.87	Exam form follows content	3.81	3.72
◁3.59	**2.93**	Feedback on exams	3.38	3.40

Engagement & contact

3.90▶	**4.33**	Teachers reachable	4.02▶	3.85▶
	3.40	Feedback	3.61	3.55
	4.60	Feel safe	4.27▷	4.02▶
	3.73	Feel at home	3.94	◁4.06
	3.93	Feel inspired	4.09	4.11
	3.93	Regularly engaged	4.10	4.11
	3.60	Involved outside lessons	3.69	◁3.94
	4.13	Feedback appreciated	3.92▷	3.82▶
3.40▶	**4.47**	Course evaluations	4.14▷	4.16▷

General

3.66	**3.62**	Information	3.55	3.74
3.99	**3.62**	Facilities	3.59	3.87
	3.12	Study pressure	3.34	3.38

"study pressure" is coded as: 1=too low, 3=good, 5=too high

Reaction of program management:

• We are very happy to see that overall, the evaluations have remained consistently high with scores mostly remaining stable or improving. It's great to see metrics such as the content and structure of the programmes, the connection to the job market and the atmosphere in the studies being evaluated highly.

• It's very pleasing to see an increase in scores awarded to our teachers and to the guidance that students received, which were especially important for students this past year.

• There remain improvements to be made in a few areas such as the coordination of courses, and in the overall study load. This last part likely has to do with the demanding internships our students undertake. We are already taking steps to better align supervisor expectations and student responsibilities. Additionally, we are organizing more workshops for students to improve productivity and tackle any hindrances they may be facing.

data analysis:
Jeroen Fokker - Departement Computer Science - Utrecht University
Hossein Al Mahmoudi - UBD Teaching Policy - Utrecht University

Master program 66990 RMTM

Regenerative Medicine and Technology

Biomedical Sciences

Nationale Studenten Enquete 2021

Universiteit Utrecht

2018	2021		Netherlands	Faculty
4.16	**4.24**	Satisfied with program	3.91 ▶	4.07 ▷
4.12	**4.17**	General skills	4.04	4.12
3.64 ▶	**4.14**	Education feasibility	3.90 ▷	3.83 ▶
4.35	**4.17**	Atmosphere	3.96 ▷	4.03
4.31	**4.31**	Would choose again	4.04 ▶	4.23
3.93 ▶	**4.22**	Content & organisation	3.99 ▶	3.85 ▶
◁ 4.16	**3.89**	Connection to practice	3.85	4.07
3.93 ▶	**4.15**	Teachers	4.01 ▷	4.00 ▷
4.04 ▶	**4.56**	English	4.18 ▶	3.57 ▶
3.61 ▷	**3.96**	Counseling	3.85	3.80
3.69 ▷	**3.91**	Assessment	3.69 ▷	3.60 ▶
	4.14	Engagement & contact	3.98 ▷	3.96 ▷

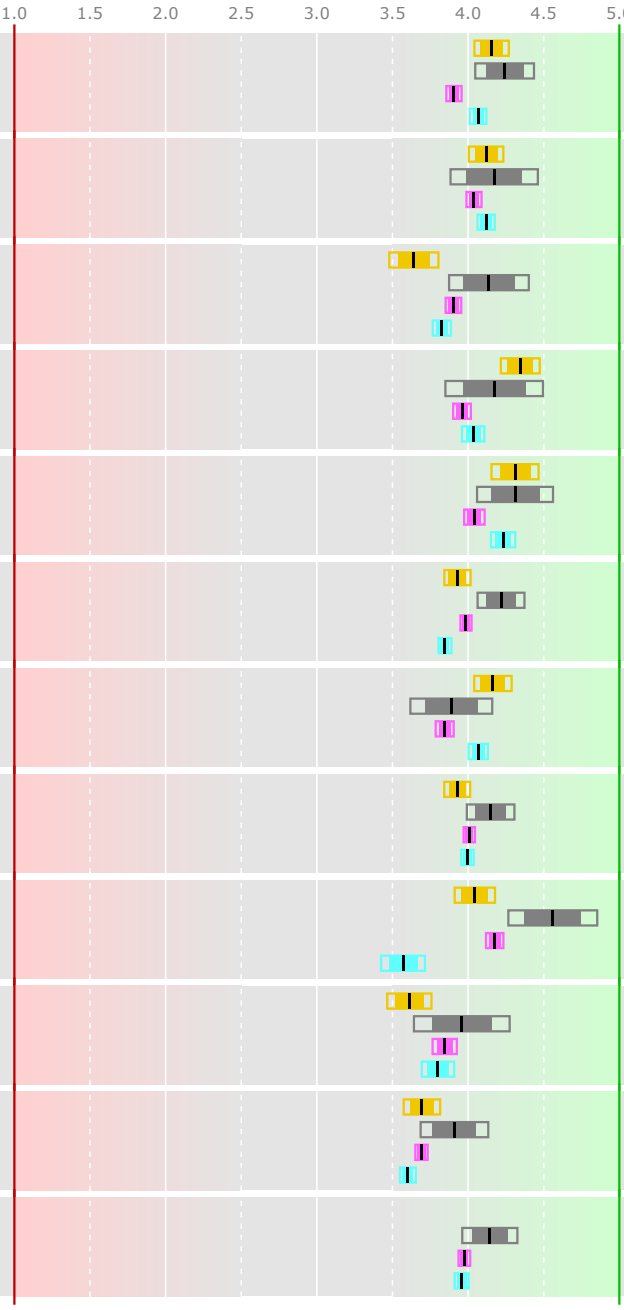

Response: 29 out of 69 = 42.0%

Compared to previous years

- program in 2018 (n=148)
- RMTM in 2021 (n=29)
- 95% confidence interval
- 80% confidence interval

The UU program in 2021 is...

- ▶ probably better
- ▷ possibly better
- ◁ possibly worse
- ◀ probably worse

...than the comparison group

Compared to similar programs in NL

Netherlands

Utrecht: Neuroscience and Cognition (n=58)
Utrecht: Master in Health Sciences (n=26)
Leiden: Biomedical Sciences (n=122)
Groningen: Biomedical Sciences (n=103)
UvA: Biomedical Sciences (n=174)
VU: Oncology (n=39)
VU: Biomedical Sciences (n=35)
Nijmegen: Biomedical Sciences (n=144)
Limburg: Biomedical Sciences (n=111)

Compared to Master program in faculty GNK

Faculty GNK

Geneeskunde (n=331)
Klinische Gezondheidswetenschappen (n=78)
Geneeskunde, klinisch onderzoeker (n=81)
Master in Health Sciences (n=26)

Masterprogram 66990 RMTM

Regenerative Medicine and Technology Biomedical Sciences

Content & organisation

2018	2021		Netherlands	Faculty
4.06 ▶	**4.38**	Satisfied with content	4.07 ▶	4.19 ▷
4.14 ▶	**4.45**	Up-to-date	4.13 ▶	3.90 ▶
3.79 ▶	**4.21**	Quality materials	4.03 ▷	4.01 ▷
4.11 ▶	**4.41**	Program level	4.12 ▶	4.14 ▶
3.82 ▶	**4.21**	Work methods	3.84 ▶	3.98 ▷
3.86 ▶	**4.41**	Can broaden/deepen	4.01 ▶	3.66 ▶
	3.52	Program coordination	3.58	◀ 3.86
3.86	**4.07**	Challenging	4.00	3.96
4.17 ▶	**4.48**	Shape your own program	4.17 ▶	3.28 ▶

Connection to practice

3.78	**3.86**	Satisfied with practice	3.60 ▷	3.82
◀ 4.16	**3.70**	Skills for practice	3.77	◁ 4.07
4.16	**4.07**	Link to professionals	3.93	4.07

Teachers

4.07 ▶	**4.38**	Satisfied with teachers	4.05 ▶	4.06 ▶
3.83 ▷	**4.04**	Involvement	3.83 ▷	3.74 ▷
3.68 ▷	**3.96**	Didactic skills	3.82	3.76 ▷
4.33 ▶	**4.58**	Content expertise	4.46	4.44
4.32	**4.23**	Practice knowledge	4.26	◀ 4.46
3.77 ▷	**4.04**	Supportive	3.75 ▶	3.75 ▶
3.87	**3.85**	Inspiring	3.81	3.84
	4.23	Understandable	3.98 ▷	4.01 ▷
	4.27	Encourage questions	4.14	3.96 ▶

Counseling

2018	2021		Netherlands	Faculty
3.72 ▷	**4.00**	Satisfied with counseling	3.77 ▷	3.79
3.83	**4.00**	Opportunity	3.91	3.87
3.77	**3.92**	Quality	3.78	3.73

Assessment

3.63 ▷	**3.90**	Satisfied with assessment	3.66 ▷	3.53 ▶
3.73 ▶	**4.08**	Exam matches content	3.82 ▷	3.60 ▶
3.70	**3.88**	Clear criteria	3.75	3.64 ▷
3.64 ▷	**3.96**	Quality knowledge exam	3.79	3.57 ▶
3.68 ▶	**4.00**	Quality practice exam	3.60 ▶	3.70 ▶
	3.96	Exam form follows content	3.81	3.72 ▷
3.59	**3.58**	Feedback on exams	3.38	3.40

Engagement & contact

3.90 ▶	**4.33**	Teachers reachable	4.02 ▶	3.85 ▶
	3.79	Feedback	3.61	3.55
	4.58	Feel safe	4.27 ▶	4.02 ▶
	4.12	Feel at home	3.94	4.06
	4.38	Feel inspired	4.09 ▶	4.11 ▶
	4.29	Regularly engaged	4.10 ▷	4.11 ▷
	3.71	Involved outside lessons	3.69	◁ 3.94
	3.92	Feedback appreciated	3.92	3.82
3.40 ▶	**4.17**	Course evaluations	4.14	4.16

General

3.66 ▶	**4.10**	Information	3.55 ▶	3.74 ▶
3.99	**4.17**	Facilities	3.59 ▶	3.87 ▶
	3.33	Study pressure	3.34	3.38

"study pressure" is coded as: 1=too low, 3=good, 5=too high

Reaction of program management:

• We are very happy to see that overall, the evaluations have remained consistently high with scores mostly remaining stable or improving. It's great to see metrics such as the content and structure of the programmes, the connection to the job market and the atmosphere in the studies being evaluated highly.

• It's very pleasing to see an increase in scores awarded to our teachers and to the guidance that students received, which were especially important for students this past year.

• There remain improvements to be made in a few areas such as the coordination of courses, and in the overall study load. This last part likely has to do with the demanding internships our students undertake. We are already taking steps to better align supervisor expectations and student responsibilities. Additionally, we are organizing more workshops for students to improve productivity and tackle any hindrances they may be facing.

data analysis:
Jeroen Fokker - Departement Computer Science - Utrecht University
Hossein Al Mahmoudi - UBD Teaching Policy - Utrecht University

Master program 66990 TXEH

Toxicology and Environmental Health

Biomedical Sciences

Nationale Studenten Enquete 2021

Universiteit Utrecht

2018	2021		Netherlands	Faculty
◁ 4.16	**3.83**	Satisfied with program	3.91	◁ 4.07
4.12	**4.04**	General skills	4.04	4.12
3.64 ▶	**4.17**	Education feasibility	3.90 ▶	3.83 ▶
4.35	**4.30**	Atmosphere	3.96 ▷	4.03 ▷
4.31	**4.13**	Would choose again	4.04	4.23
3.93	**4.01**	Content & organisation	3.99	3.85 ▷
4.16	**4.05**	Connection to practice	3.85 ▷	4.07
3.93 ▶	**4.12**	Teachers	4.01 ▷	4.00 ▷
4.04 ▶	**4.42**	English	4.18 ▷	3.57 ▶
3.61 ▷	**4.25**	Counseling	3.85	3.80 ▷
3.69	**3.82**	Assessment	3.69	3.60 ▷
	4.06	Engagement & contact	3.98	3.96

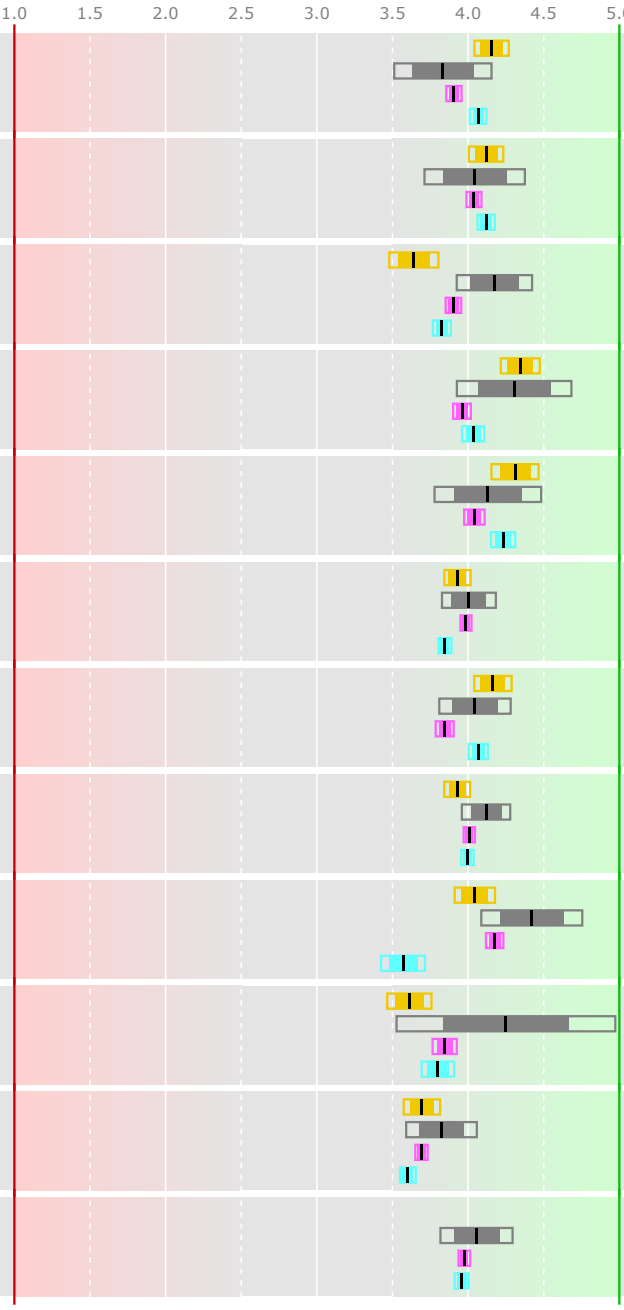

Response: 24 out of 49 = 49.0%

Compared to previous years

- program in 2018 (n=148)
- TXEH in 2021 (n=24)
- 95% confidence interval
- 80% confidence interval

The UU program in 2021 is...

- ▶ probably better
- ▷ possibly better
- ◁ possibly worse
- ◀ probably worse

...than the comparison group

Compared to similar programs in NL

Netherlands

Utrecht: Neuroscience and Cognition (n=58)
Utrecht: Master in Health Sciences (n=26)
Leiden: Biomedical Sciences (n=122)
Groningen: Biomedical Sciences (n=103)
UvA: Biomedical Sciences (n=174)
VU: Oncology (n=39)
VU: Biomedical Sciences (n=35)
Nijmegen: Biomedical Sciences (n=144)
Limburg: Biomedical Sciences (n=111)

Compared to Master program in faculty GNK

Faculty GNK

Geneeskunde (n=331)
Klinische Gezondheidswetenschappen (n=78)
Geneeskunde, klinisch onderzoeker (n=81)
Master in Health Sciences (n=26)

Masterprogram 66990 TXEH

Toxicology and Environmental Health
Biomedical Sciences

Content & organisation

2018	2021		Netherlands	Faculty
4.06	**3.87**	Satisfied with content	◁4.07	◀4.19
4.14	**4.30**	Up-to-date	4.13	3.90▶
3.79	**3.87**	Quality materials	4.03	4.01
4.11	**3.91**	Program level	◁4.12	◁4.14
3.82	**3.96**	Work methods	3.84	3.98
3.86	**4.00**	Can broaden/deepen	4.01	3.66▶
	3.83	Program coordination	3.58▷	3.86
3.86	**3.74**	Challenging	◀4.00	◀3.96
4.17▷	**4.43**	Shape your own program	4.17▷	3.28▶

Connection to practice

3.78	**3.96**	Satisfied with practice	3.60▶	3.82
4.16	**4.00**	Skills for practice	3.77▷	4.07
4.16	**4.09**	Link to professionals	3.93	4.07

Teachers

4.07▶	**4.48**	Satisfied with teachers	4.05▶	4.06▶
3.83▷	**4.10**	Involvement	3.83▷	3.74▷
3.68▷	**3.95**	Didactic skills	3.82	3.76▷
4.33	**4.40**	Content expertise	4.46	4.44
4.32	**4.30**	Practice knowledge	4.26	4.46
3.77▷	**4.00**	Supportive	3.75▶	3.75▶
3.87	**3.74**	Inspiring	3.81	3.84
	4.11	Understandable	3.98	4.01
	4.42	Encourage questions	4.14▷	3.96▶

Counseling

2018	2021		Netherlands	Faculty
3.72▶	**4.00**	Satisfied with counseling	3.77▶	3.79▶
3.83▷	**4.50**	Opportunity	3.91▷	3.87▷
3.77	**4.00**	Quality	3.78	3.73

Assessment

3.63▷	**3.87**	Satisfied with assessment	3.66▷	3.53▶
3.73	**3.89**	Exam matches content	3.82	3.60▷
3.70	**3.68**	Clear criteria	3.75	3.64
3.64	**3.79**	Quality knowledge exam	3.79	3.57
3.68	**3.89**	Quality practice exam	3.60▷	3.70
	3.94	Exam form follows content	3.81	3.72▷
3.59	**3.78**	Feedback on exams	3.38▶	3.40▶

Engagement & contact

3.90▶	**4.44**	Teachers reachable	4.02▶	3.85▶
	3.78	Feedback	3.61	3.55▷
	4.61	Feel safe	4.27▷	4.02▶
	4.17	Feel at home	3.94	4.06
	4.06	Feel inspired	4.09	4.11
	3.83	Regularly engaged	◁4.10	◁4.11
	3.61	Involved outside lessons	3.69	3.94
	3.72	Feedback appreciated	3.92	3.82
3.40▶	**4.28**	Course evaluations	4.14	4.16

General

3.66▷	**3.91**	Information	3.55▶	3.74
◀3.99	**3.43**	Facilities	3.59	◀3.87
	3.09	Study pressure	3.34	3.38

"study pressure" is coded as: 1=too low, 3=good, 5=too high

Reaction of program management:

• We are very happy to see that overall, the evaluations have remained consistently high with scores mostly remaining stable or improving. It's great to see metrics such as the content and structure of the programmes, the connection to the job market and the atmosphere in the studies being evaluated highly.

• It's very pleasing to see an increase in scores awarded to our teachers and to the guidance that students received, which were especially important for students this past year.

• There remain improvements to be made in a few areas such as the coordination of courses, and in the overall study load. This last part likely has to do with the demanding internships our students undertake. We are already taking steps to better align supervisor expectations and student responsibilities. Additionally, we are organizing more workshops for students to improve productivity and tackle any hindrances they may be facing.

data analysis:
Jeroen Fokker - Departement Computer Science - Utrecht University
Hossein Al Mahmoudi - UBD Teaching Policy - Utrecht University

Master program 68533

Leraar VHO in de Bètawetenschappen

Nationale Studenten Enquete 2021

Universiteit Utrecht

2018	2021		Netherlands	Faculty
3.67	**3.80**	Satisfied with program	3.57	3.91
3.67	**4.00**	General skills	3.65	3.86
4.25	**4.00**	Education feasibility	3.27 ▷	3.79
3.50 ▷	**4.40**	Atmosphere	3.84 ▷	3.98 ▷
3.00	**4.00**	Would choose again	3.69	3.99
3.18 ▷	**3.77**	Content & organisation	3.55	3.82
3.33 ▷	**4.50**	Connection to practice	4.25	3.75 ▶
3.67	**3.95**	Teachers	4.02	4.05
3.33	**3.33**	English	2.86	4.02
3.11 ▷	**4.50**	Counseling	3.84 ▷	3.88 ▷
3.35	**3.87**	Assessment	3.48	3.78
	4.20	Engagement & contact	3.84 ▷	4.01

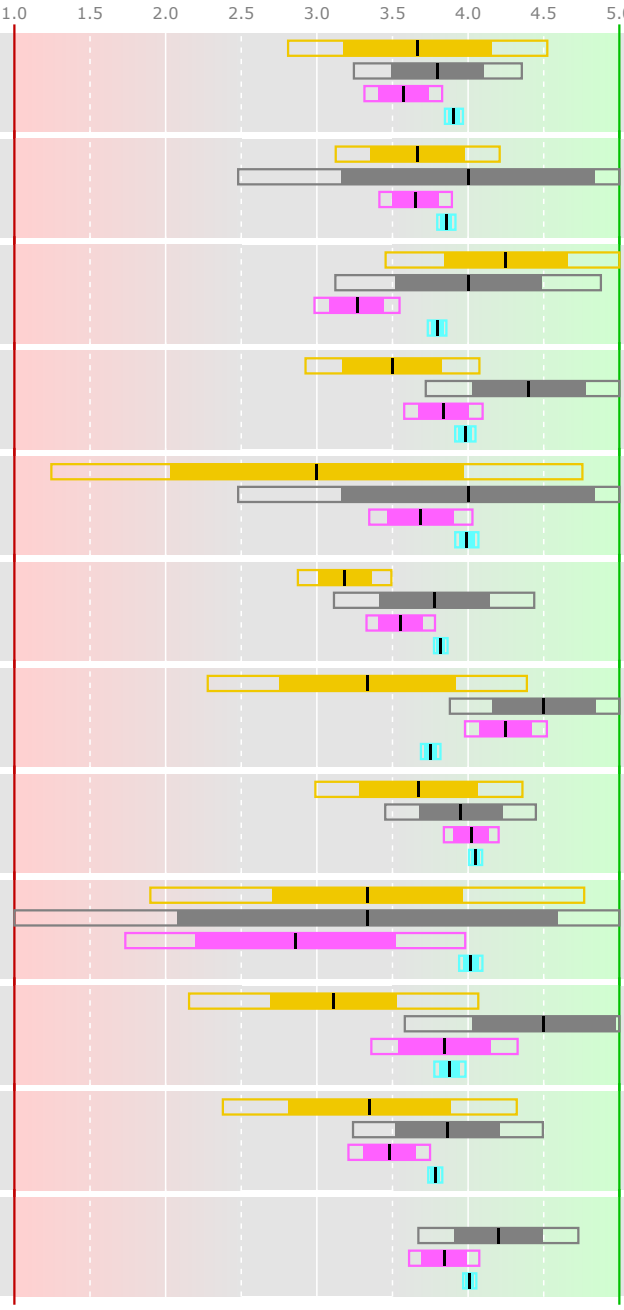

Response: 5 out of 42 = 11.9%

Compared to previous years

- program in 2018 (n=6)
- program in 2021 (n=5)
- 95% confidence interval
- 80% confidence interval

The UU program in 2021 is...

- ▶ probably better
- ▷ possibly better
- ◁ possibly worse
- ◀ probably worse

...than the comparison group

Compared to similar programs in NL

Netherlands

Leiden: Leraar VHO in de Bètawetenschap (n=18)
Groningen: Leraar VHO in de Bètawetenschap (n=6)
UvA: Leraar VHO in de Bètawetenschap (n=12)
VU: Leraar VHO in de Bètawetenschap (n=7)
Nijmegen: Leraar VHO in de Bètawetenschap (n=6)

Compared to Master program in faculty FSW

Faculty FSW

Onderwijswetenschappen (n=51)
Cultural Anthropology: Sociocultural Tr (n=11)
Social & Health Psychology (research) (n=13)
Development and Socialisation in Childh (n=20)
Methodology and Statistics for the Beha (n=26)
Neuroscience and Cognition (n=58)
Communicatie en Educatie van de Natuurw (n=19)
Talenonderwijs en Communicatie (n=34)
Culturele Antropologie (n=21)
Algemene Sociale Wetenschappen (n=57)
Mens- en Maatschappijonderwijs en Commu (n=1)
Sociology and Social Research (research (n=11)
Educational Sciences: Learning in Inter (n=10)
Sociologie (n=17)
Psychology (n=223)
Pedagogische Wetenschappen (n=120)
Migration, Ethnic relations and Multicu (n=7)
Leraar VHO in de Taal- en cultuurwetens (n=4)
Leraar VHO in de Mens- en Maatschappijw (n=3)
Educatie en Communicatie in de Mens- en (n=19)

Masterprogram 68533

Leraar VHO in de Bètawetenschappen

Content & organisation

2018	2021		Netherlands	Faculty
3.67	**4.00**	Satisfied with content	3.71 ▷	3.93 ▷
3.00 ▶	**4.40**	Up-to-date	3.71 ▷	3.95 ▷
3.50 ▷	**4.20**	Quality materials	3.67 ▷	3.99
3.50	**3.80**	Program level	3.73	4.04
3.17	**3.60**	Work methods	3.67	3.74
3.20	**3.40**	Can broaden/deepen	3.50	3.73
	3.60	Program coordination	3.46	3.63
3.20	**3.20**	Challenging	3.54	◁ 3.90
3.00 ▷	**4.00**	Shape your own program	3.17 ▷	3.56

Connection to practice

3.33 ▷	**4.20**	Satisfied with practice	3.92	3.67
3.40 ▷	**4.40**	Skills for practice	4.23	3.73 ▷
3.20 ▶	**4.60**	Link to professionals	4.27	3.78 ▶

Teachers

4.00	**4.20**	Satisfied with teachers	4.02	4.13
3.83	**4.20**	Involvement	4.23	4.06
3.83	**4.20**	Didactic skills	4.00	3.98
4.00	**4.00**	Content expertise	4.29	4.43
4.00	**3.80**	Practice knowledge	4.21	4.06
3.83	**4.00**	Supportive	3.75	3.90
3.17	**3.60**	Inspiring	3.56	3.75
	3.80	Understandable	4.02	4.05
	4.00	Encourage questions	4.10	◀ 4.16

Counseling

2018	2021		Netherlands	Faculty
3.67	**4.25**	Satisfied with counseling	3.88	3.77
3.25 ▶	**4.50**	Opportunity	3.94	3.91 ▷
3.33 ▷	**4.50**	Quality	3.75 ▷	3.85 ▷

Assessment

3.83	**3.60**	Satisfied with assessment	3.18	3.71
3.60	**3.80**	Exam matches content	3.42	3.86
3.60	**3.80**	Clear criteria	3.42	3.74
3.00	**3.60**	Quality knowledge exam	3.33	3.82
3.20 ▷	**4.20**	Quality practice exam	3.47 ▷	3.72
	4.00	Exam form follows content	3.38 ▷	3.81
3.50	**3.80**	Feedback on exams	3.81	3.76

Engagement & contact

3.60	**4.40**	Teachers reachable	4.19	4.15
	4.00	Feedback	3.74	3.89
	4.20	Feel safe	3.94	4.14
	4.00	Feel at home	3.68	3.80
	4.20	Feel inspired	3.77 ▷	3.98
	4.40	Regularly engaged	3.87 ▷	4.10
	4.20	Involved outside lessons	3.85	3.81 ▷
	4.00	Feedback appreciated	3.63	3.99
2.75 ▷	**4.40**	Course evaluations	3.93 ▷	4.24

General

3.33	**3.00**	Information	3.24	◁ 3.74
3.50	**3.80**	Facilities	3.18 ▷	3.54
	3.40	Study pressure	3.65	3.48

"study pressure" is coded as: 1=too low, 3=good, 5=too high

data analysis:
Jeroen Fokker - Departement Computer Science - Utrecht University
Hossein Al Mahmoudi - UBD Teaching Policy - Utrecht University

Master program 68533 BIUM

Nationale Studenten Enquete 2021

Leraar Voorbereidend Hoger Onderwijs in Biologie

Leraar VHO in de Bètawetenschappen

Universiteit Utrecht

2018	2021		Netherlands	Faculty
3.67	**4.00**	Satisfied with program	3.57 ▶	3.91 ▶
3.67 ▷	**4.00**	General skills	3.65 ▶	3.86 ▶
4.25	**4.00**	Education feasibility	3.27 ▶	3.79 ▶
3.50 ▶	**4.00**	Atmosphere	3.84	3.98
3.00 ▷	**4.00**	Would choose again	3.69 ▷	3.99
3.18	**3.25**	Content & organisation	◀ 3.55	◀ 3.82
3.33 ▷	**4.00**	Connection to practice	◁ 4.25	3.75 ▶
3.67	**3.75**	Teachers	◀ 4.02	◀ 4.05
3.33 ▷	**4.00**	English	2.86 ▶	4.02
3.11 ▶	**4.00**	Counseling	3.84	3.88 ▶
3.35	**3.17**	Assessment	◀ 3.48	◀ 3.78
	3.89	Engagement & contact	3.84	◀ 4.01

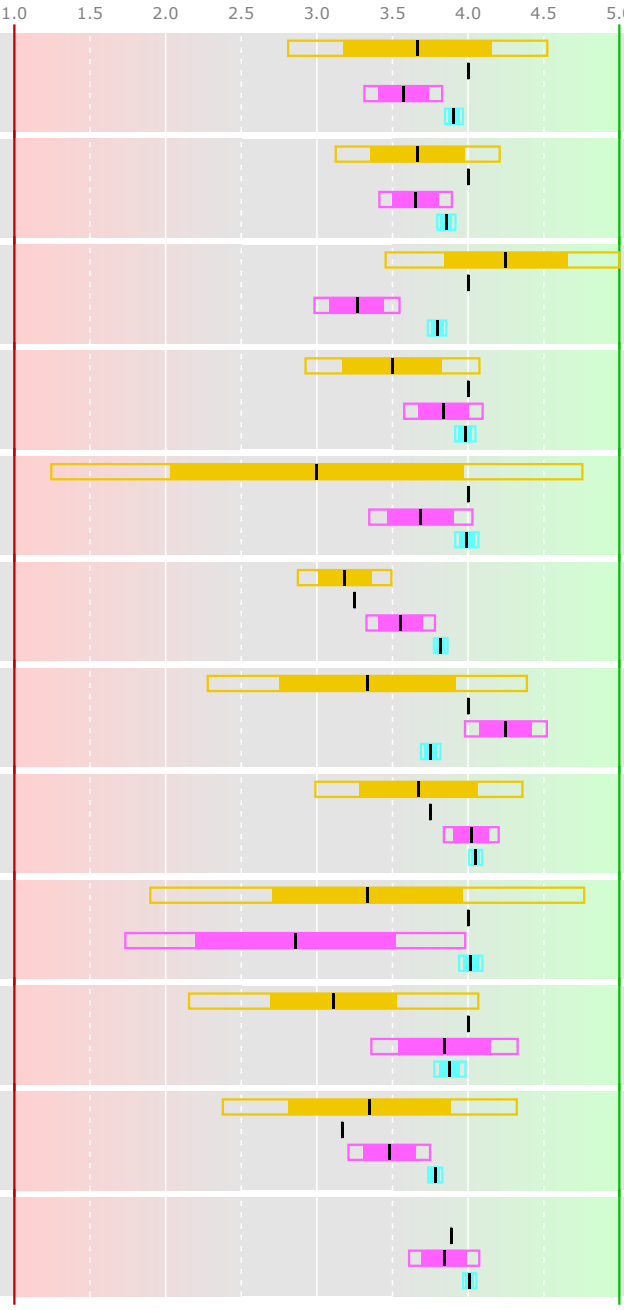

Response: 1 out of 13 = 7.7%

Compared to previous years

- program in 2018 (n=6)
- BIUM in 2021 (n=1)
- 95% confidence interval
- 80% confidence interval

The UU program in 2021 is...

- ▶ probably better
- ▷ possibly better
- ◁ possibly worse
- ◀ probably worse

...than the comparison group

Compared to similar programs in NL

Netherlands

Leiden: Leraar VHO in de Bètawetenschap (n=18)
Groningen: Leraar VHO in de Bètawetenschap (n=6)
UvA: Leraar VHO in de Bètawetenschap (n=12)
VU: Leraar VHO in de Bètawetenschap (n=7)
Nijmegen: Leraar VHO in de Bètawetenschap (n=6)

Compared to Master program in faculty FSW

Faculty FSW

Onderwijswetenschappen (n=51)
Cultural Anthropology: Sociocultural Tr (n=11)
Social & Health Psychology (research) (n=13)
Development and Socialisation in Childh (n=20)
Methodology and Statistics for the Beha (n=26)
Neuroscience and Cognition (n=58)
Communicatie en Educatie van de Natuurw (n=19)
Talenonderwijs en Communicatie (n=34)
Culturele Antropologie (n=21)
Algemene Sociale Wetenschappen (n=57)
Mens- en Maatschappijonderwijs en Commu (n=1)
Sociology and Social Research (research) (n=11)
Educational Sciences: Learning in Inter (n=10)
Sociologie (n=17)
Psychology (n=223)
Pedagogische Wetenschappen (n=120)
Migration, Ethnic relations and Multicu (n=7)
Leraar VHO in de Taal- en cultuurwetens (n=4)
Leraar VHO in de Mens- en Maatschappijw (n=3)
Educatie en Communicatie in de Mens- en (n=19)

Masterprogram 68533 BIUM

Leraar Voorbereidend Hoger Onderwijs in Biologie
Leraar VHO in de Bètawetenschappen

Content & organisation

2018	2021		Netherlands	Faculty
3.67	**4.00**	Satisfied with content	3.71 ▶	3.93 ▶
3.00 ▶	**4.00**	Up-to-date	3.71 ▷	3.95 ▷
3.50 ▷	**4.00**	Quality materials	3.67 ▶	3.99
◀ 3.50	**3.00**	Program level	◀ 3.73	◀ 4.04
◀ 3.17	**2.00**	Work methods	◀ 3.67	◀ 3.74
3.20	**3.00**	Can broaden/deepen	◀ 3.50	◀ 3.73
	4.00	Program coordination	3.46 ▶	3.63 ▶
3.20	**3.00**	Challenging	◀ 3.54	◀ 3.90
3.00	**3.00**	Shape your own program	3.17	◀ 3.56

Connection to practice

3.33 ▶	**4.00**	Satisfied with practice	3.92	3.67 ▶
3.40 ▷	**4.00**	Skills for practice	◁ 4.23	3.73 ▶
3.20 ▶	**4.00**	Link to professionals	◁ 4.27	3.78 ▶

Teachers

4.00	**4.00**	Satisfied with teachers	4.02	◀ 4.13
3.83	**4.00**	Involvement	◀ 4.23	◁ 4.06
3.83	**4.00**	Didactic skills	4.00	3.98
4.00	**4.00**	Content expertise	◀ 4.29	◀ 4.43
4.00	**4.00**	Practice knowledge	◁ 4.21	◁ 4.06
◀ 3.83	**3.00**	Supportive	◀ 3.75	◀ 3.90
3.17	**3.00**	Inspiring	◀ 3.56	◀ 3.75
	4.00	Understandable	4.02	◀ 4.05
	4.00	Encourage questions	4.10	◀ 4.16

Counseling

2018	2021		Netherlands	Faculty
3.67 ▷	**4.00**	Satisfied with counseling	3.88	3.77 ▶
3.25 ▶	**4.00**	Opportunity	3.94	3.91 ▷
3.33 ▷	**4.00**	Quality	3.75	3.85 ▶

Assessment

◀ 3.83	**3.00**	Satisfied with assessment	3.18	◀ 3.71
◀ 3.60	**2.00**	Exam matches content	◀ 3.42	◀ 3.86
3.60	**4.00**	Clear criteria	3.42 ▶	3.74 ▶
3.00	**3.00**	Quality knowledge exam	◀ 3.33	◀ 3.82
3.20	**3.00**	Quality practice exam	◀ 3.47	◀ 3.72
	3.00	Exam form follows conten	◀ 3.38	◀ 3.81
3.50 ▷	**4.00**	Feedback on exams	3.81 ▷	3.76 ▶

Engagement & contact

3.60	**4.00**	Teachers reachable	◁ 4.19	◀ 4.15
	4.00	Feedback	3.74 ▷	3.89 ▶
	4.00	Feel safe	3.94	◀ 4.14
	3.00	Feel at home	◀ 3.68	◀ 3.80
	4.00	Feel inspired	3.77 ▷	3.98
	4.00	Regularly engaged	3.87	◀ 4.10
	4.00	Involved outside lessons	3.85	3.81 ▶
	4.00	Feedback appreciated	3.63 ▶	3.99
2.75 ▶	**4.00**	Course evaluations	3.93	◀ 4.24

General

◀ 3.33	**2.00**	Information	◀ 3.24	◀ 3.74
◁ 3.50	**3.00**	Facilities	◁ 3.18	◀ 3.54
	3.00	Study pressure	3.65	3.48

"study pressure" is coded as: 1=too low, 3=good, 5=too high

data analysis:
Jeroen Fokker - Departement Computer Science - Utrecht University
Hossein Al Mahmoudi - UBD Teaching Policy - Utrecht University

Master program 68533 SKUM

Nationale Studenten Enquete 2021

Leraar Voorbereidend Hoger Onderwijs in Scheikunde

Leraar VHO in de Bètawetenschappen

Universiteit Utrecht

2018	2021		Netherlands	Faculty
3.67	**3.75**	Satisfied with program	3.57	3.91
3.67	**4.00**	General skills	3.65	3.86
4.25	**4.00**	Education feasibility	3.27 ▷	3.79
3.50 ▷	**4.50**	Atmosphere	3.84 ▷	3.98 ▷
3.00	**4.00**	Would choose again	3.69	3.99
3.18 ▷	**3.91**	Content & organisation	3.55	3.82
3.33 ▷	**4.62**	Connection to practice	4.25	3.75 ▶
3.67	**4.00**	Teachers	4.02	4.05
3.33	**3.00**	English	2.86	4.02
3.11 ▷	**4.67**	Counseling	3.84 ▷	3.88 ▷
3.35 ▷	**4.04**	Assessment	3.48 ▷	3.78
	4.28	Engagement & contact	3.84 ▷	4.01

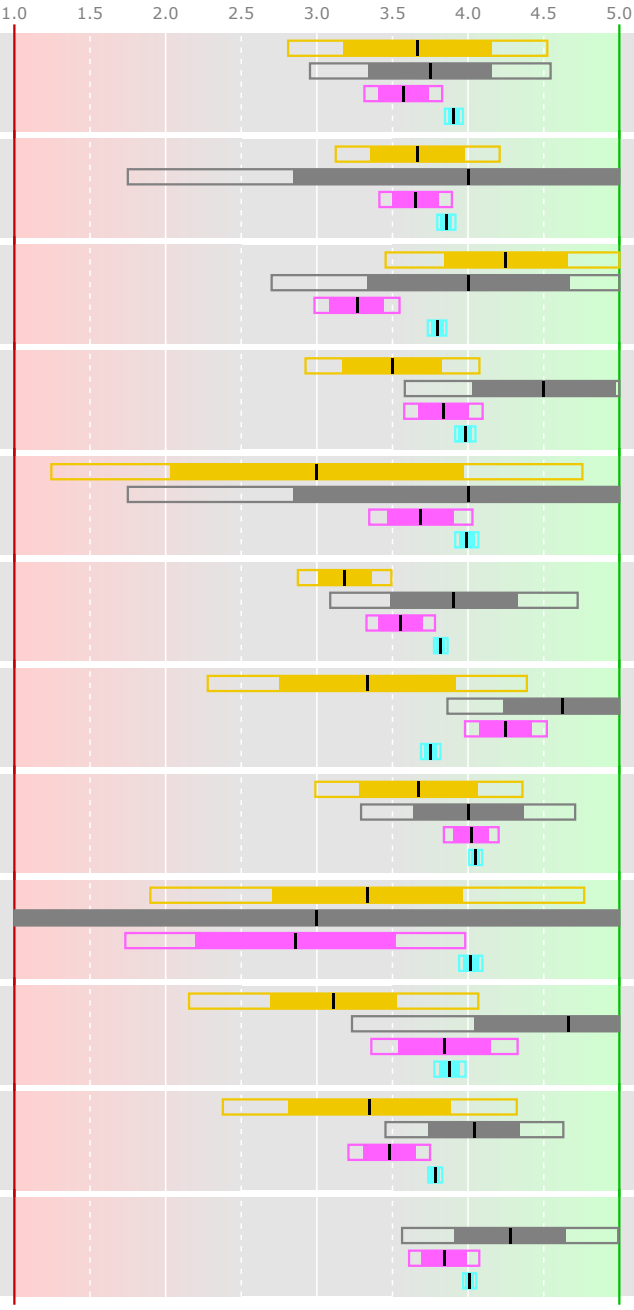

Response: 4 out of 11 = 36.4%

Compared to previous years

- program in 2018 (n=6)
- SKUM in 2021 (n=4)
- 95% confidence interval
- 80% confidence interval

The UU program in 2021 is...

- ▶ probably better
- ▷ possibly better
- ◁ possibly worse
- ◀ probably worse

...than the comparison group

Compared to similar programs in NL

Netherlands

Leiden: Leraar VHO in de Bètawetenschap (n=18)
Groningen: Leraar VHO in de Bètawetenschap (n=6)
UvA: Leraar VHO in de Bètawetenschap (n=12)
VU: Leraar VHO in de Bètawetenschap (n=7)
Nijmegen: Leraar VHO in de Bètawetenschap (n=6)

Compared to Master program in faculty FSW

Faculty FSW

Onderwijswetenschappen (n=51)
Cultural Anthropology: Sociocultural Tr (n=11)
Social & Health Psychology (research) (n=13)
Development and Socialisation in Childh (n=20)
Methodology and Statistics for the Beha (n=26)
Neuroscience and Cognition (n=58)
Communicatie en Educatie van de Natuurw (n=19)
Talenonderwijs en Communicatie (n=34)
Culturele Antropologie (n=21)
Algemene Sociale Wetenschappen (n=57)
Mens- en Maatschappijonderwijs en Commu (n=1)
Sociology and Social Research (research) (n=11)
Educational Sciences: Learning in Inter (n=10)
Sociologie (n=17)
Psychology (n=223)
Pedagogische Wetenschappen (n=120)
Migration, Ethnic relations and Multicu (n=7)
Leraar VHO in de Taal- en cultuurwetens (n=4)
Leraar VHO in de Mens- en Maatschappijw (n=3)
Educatie en Communicatie in de Mens- en (n=19)

Masterprogram 68533 SKUM

Leraar Voorbereidend Hoger Onderwijs in Scheikunde
Leraar VHO in de Bètawetenschappen

Content & organisation

2018	2021		Netherlands	Faculty
3.67	**4.00**	Satisfied with content	3.71 ▷	3.93 ▷
3.00 ▶	**4.50**	Up-to-date	3.71 ▷	3.95 ▷
3.50 ▷	**4.25**	Quality materials	3.67 ▷	3.99
3.50	**4.00**	Program level	3.73	4.04
3.17	**4.00**	Work methods	3.67	3.74
3.20	**3.50**	Can broaden/deepen	3.50	3.73
	3.50	Program coordination	3.46	3.63
3.20	**3.25**	Challenging	3.54	3.90
3.00 ▷	**4.25**	Shape your own program	3.17 ▶	3.56 ▷

Connection to practice

3.33 ▷	**4.25**	Satisfied with practice	3.92	3.67
3.40 ▷	**4.50**	Skills for practice	4.23	3.73 ▷
3.20 ▶	**4.75**	Link to professionals	4.27 ▷	3.78 ▶

Teachers

4.00	**4.25**	Satisfied with teachers	4.02	4.13
3.83	**4.25**	Involvement	4.23	4.06
3.83	**4.25**	Didactic skills	4.00	3.98
4.00	**4.00**	Content expertise	4.29	4.43
4.00	**3.75**	Practice knowledge	4.21	4.06
3.83	**4.25**	Supportive	3.75 ▷	3.90
3.17	**3.75**	Inspiring	3.56	3.75
	3.75	Understandable	4.02	4.05
	4.00	Encourage questions	4.10	◀ 4.16

Counseling

2018	2021		Netherlands	Faculty
3.67	**4.33**	Satisfied with counseling	3.88	3.77
3.25 ▷	**4.67**	Opportunity	3.94	3.91 ▷
3.33 ▷	**4.67**	Quality	3.75 ▷	3.85 ▷

Assessment

3.83	**3.75**	Satisfied with assessment	3.18 ▷	3.71
3.60	**4.25**	Exam matches content	3.42 ▷	3.86
3.60	**3.75**	Clear criteria	3.42	3.74
3.00	**3.75**	Quality knowledge exam	3.33	3.82
3.20 ▷	**4.50**	Quality practice exam	3.47 ▶	3.72 ▷
	4.25	Exam form follows content	3.38 ▷	3.81 ▷
3.50	**3.75**	Feedback on exams	3.81	3.76

Engagement & contact

3.60	**4.50**	Teachers reachable	4.19	4.15
	4.00	Feedback	3.74	3.89
	4.25	Feel safe	3.94	4.14
	4.25	Feel at home	3.68 ▷	3.80 ▷
	4.25	Feel inspired	3.77 ▷	3.98
	4.50	Regularly engaged	3.87 ▷	4.10
	4.25	Involved outside lessons	3.85	3.81 ▷
	4.00	Feedback appreciated	3.63	3.99
2.75 ▷	**4.50**	Course evaluations	3.93 ▷	4.24

General

3.33	**3.25**	Information	3.24	3.74
3.50	**4.00**	Facilities	3.18 ▷	3.54
	3.50	Study pressure	3.65	3.48

"study pressure" is coded as: 1=too low, 3=good, 5=too high

data analysis:
Jeroen Fokker - Departement Computer Science - Utrecht University
Hossein Al Mahmoudi - UBD Teaching Policy - Utrecht University

Master program 68534

Leraar VHO in de Taal- en cultuurwetenschappen

Nationale Studenten Enquete 2021

Universiteit Utrecht

2018	2021		Netherlands	Faculty
3.73	**4.00**	Satisfied with program	3.29 ▶	3.90 ▷
4.00 ▷	**4.75**	General skills	3.43 ▶	3.85 ▶
3.90	**3.75**	Education feasibility	3.19 ▷	3.80
4.36	**4.50**	Atmosphere	3.94 ▷	3.98 ▷
3.90	**4.25**	Would choose again	3.44 ▷	3.99
3.74	**4.12**	Content & organisation	3.40 ▷	3.82
4.43	**4.50**	Connection to practice	4.10	3.75
4.18	**4.33**	Teachers	3.90	4.05
3.00 ▶	**4.50**	English	4.29	4.01
4.20	**4.00**	Counseling	3.88	3.89 ▶
3.80	**4.00**	Assessment	3.26 ▶	3.78 ▷
	3.96	Engagement & contact	3.81	4.01

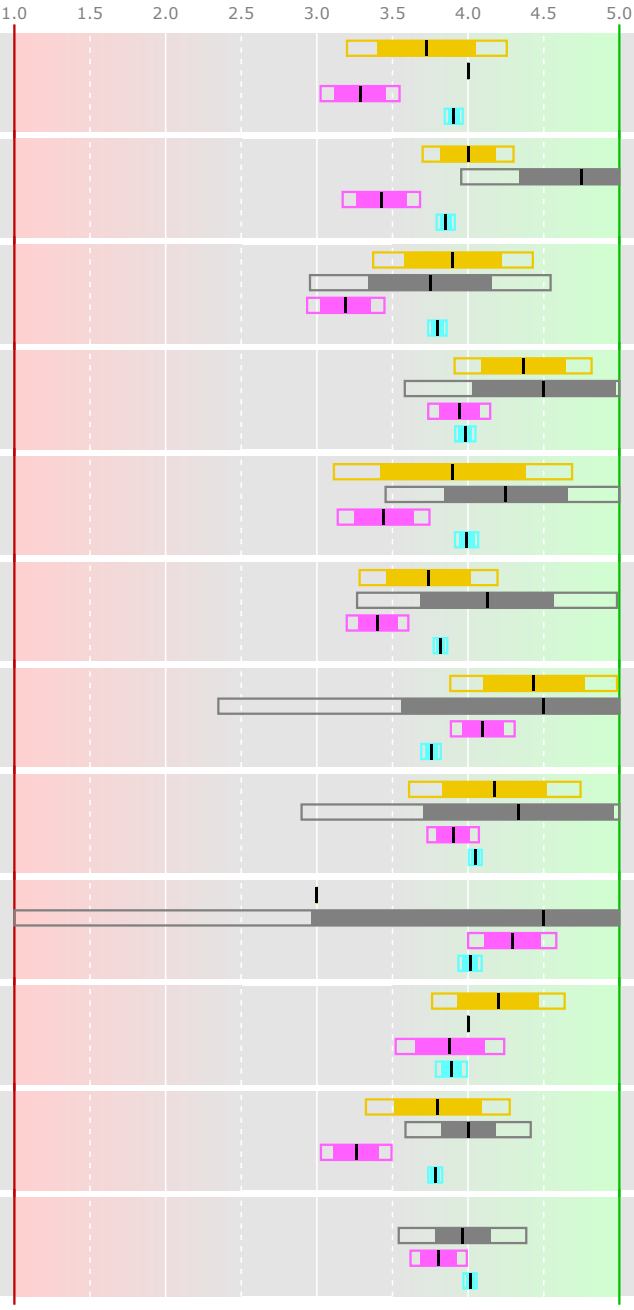

Response: 4 out of 41 = 9.8%

Compared to previous years

- program in 2018 (n=11)
- program in 2021 (n=4)
- 95% confidence interval
- 80% confidence interval

The UU program in 2021 is...

- ▶ probably better
- ▷ possibly better
- ◁ possibly worse
- ◀ probably worse

...than the comparison group

Compared to similar programs in NL

Netherlands

Leiden: Leraar VHO in de Taal- en cultu (n=27)
Groningen: Leraar VHO in de Taal- en cultu (n=11)
UvA: Leraar VHO in de Taal- en cultu (n=8)
Nijmegen: Leraar VHO in de Taal- en cultu (n=24)

Compared to Master program in faculty FSW

Faculty FSW

Onderwijswetenschappen (n=51)
Cultural Anthropology: Sociocultural Tr (n=11)
Social & Health Psychology (research) (n=13)
Development and Socialisation in Childh (n=20)
Methodology and Statistics for the Beha (n=26)
Neuroscience and Cognition (n=58)
Communicatie en Educatie van de Natuurw (n=19)
Talenonderwijs en Communicatie (n=34)
Culturele Antropologie (n=21)
Algemene Sociale Wetenschappen (n=57)
Mens- en Maatschappijonderwijs en Commu (n=1)
Sociology and Social Research (research) (n=11)
Educational Sciences: Learning in Inter (n=10)
Sociologie (n=17)
Psychology (n=223)
Pedagogische Wetenschappen (n=120)
Migration, Ethnic relations and Multicu (n=7)
Leraar VHO in de Bètawetenschappen (n=5)
Leraar VHO in de Mens- en Maatschappijw (n=3)
Educatie en Communicatie in de Mens- en (n=19)

Masterprogram 68534

Leraar VHO in de Taal- en cultuurwetenschappen

Content & organisation

2018	2021		Netherlands	Faculty
3.55 ▷	**4.50**	Satisfied with content	3.50 ▷	3.93 ▷
3.91	**4.25**	Up-to-date	3.62 ▷	3.95
3.82	**4.00**	Quality materials	3.57	3.99
3.73	**4.25**	Program level	3.56 ▷	4.04
3.45 ▷	**4.50**	Work methods	3.34 ▶	3.73 ▷
3.00	**3.75**	Can broaden/deepen	3.40	3.73
	4.50	Program coordination	3.34 ▶	3.62 ▷
3.50	**4.25**	Challenging	3.55	3.89
3.40	**3.50**	Shape your own program	2.85 ▷	3.56

Connection to practice

2018	2021		Netherlands	Faculty
4.55	**4.50**	Satisfied with practice	3.54 ▷	3.67 ▷
4.50	**4.67**	Skills for practice	4.01	3.73 ▷
4.50	**4.33**	Link to professionals	4.18	3.78

Teachers

2018	2021		Netherlands	Faculty
4.27	**4.50**	Satisfied with teachers	3.81 ▷	4.13
4.30	**4.33**	Involvement	4.03	4.06
4.20	**4.33**	Didactic skills	3.90	3.98
4.20	**4.33**	Content expertise	4.12	4.43
4.30	**4.67**	Practice knowledge	3.94 ▷	4.06
4.20	**4.33**	Supportive	3.84	3.90
4.10	**4.00**	Inspiring	3.34	3.75
	4.33	Understandable	3.91	4.05
	4.33	Encourage questions	4.13	4.16

Counseling

2018	2021		Netherlands	Faculty
4.36	**4.00**	Satisfied with counseling	3.64	3.78 ▷
◁ 4.30	**4.00**	Opportunity	3.84	3.92 ▷
◁ 4.30	**4.00**	Quality	3.92	3.86 ▶

Assessment

2018	2021		Netherlands	Faculty
3.50 ▷	**4.25**	Satisfied with assessment	3.16 ▶	3.70 ▷
3.90	**4.00**	Exam matches content	3.06 ▶	3.86 ▶
3.90	**4.33**	Clear criteria	3.32 ▷	3.74
3.60	**4.00**	Quality knowledge exam	3.21 ▶	3.81 ▶
3.80	**4.00**	Quality practice exam	3.30 ▶	3.72 ▶
	4.00	Exam form follows content	3.18 ▶	3.82 ▶
4.10	**3.67**	Feedback on exams	3.48	3.76

Engagement & contact

2018	2021		Netherlands	Faculty
4.10	**3.67**	Teachers reachable	4.11	4.16
	3.67	Feedback	3.70	3.89
	4.00	Feel safe	4.15	4.14
	4.00	Feel at home	3.66 ▷	3.80 ▶
	3.67	Feel inspired	3.34	3.98
	4.00	Regularly engaged	3.82	◁ 4.11
	4.33	Involved outside lessons	3.88	3.81
	4.00	Feedback appreciated	3.65 ▷	3.99
3.10 ▷	**4.33**	Course evaluations	3.91	4.24

General

2018	2021		Netherlands	Faculty
3.91	**4.25**	Information	3.31 ▷	3.73
4.00	**3.50**	Facilities	3.18	3.54
	3.25	Study pressure	3.82	3.48

"study pressure" is coded as: 1=too low, 3=good, 5=too high

data analysis:
Jeroen Fokker - Departement Computer Science - Utrecht University
Hossein Al Mahmoudi - UBD Teaching Policy - Utrecht University

Master program 68534 ENUM

Nationale Studenten Enquete 2021

Leraar Voorbereidend Hoger Onderwijs in Engels

Leraar VHO in de Taal- en cultuurwetenschappen

Universiteit Utrecht

2018	2021		Netherlands	Faculty
3.73	**4.00**	Satisfied with program	3.29 ▷	3.90 ▷
4.00	**4.50**	General skills	3.43	3.85
3.90	**3.50**	Education feasibility	3.19	3.80
4.36	**4.50**	Atmosphere	3.94	3.98
3.90	**4.00**	Would choose again	3.44 ▷	3.99
3.74	**3.75**	Content & organisation	3.40	3.82
4.43	**5.00**	Connection to practice	4.10 ▷	3.75 ▶
4.18	**4.00**	Teachers	3.90	4.05
3.00 ▶	**4.50**	English	4.29	4.01
4.20	**4.00**	Counseling	3.88	3.89 ▶
3.80	**3.92**	Assessment	3.26 ▷	3.78
	3.89	Engagement & contact	3.81	4.01

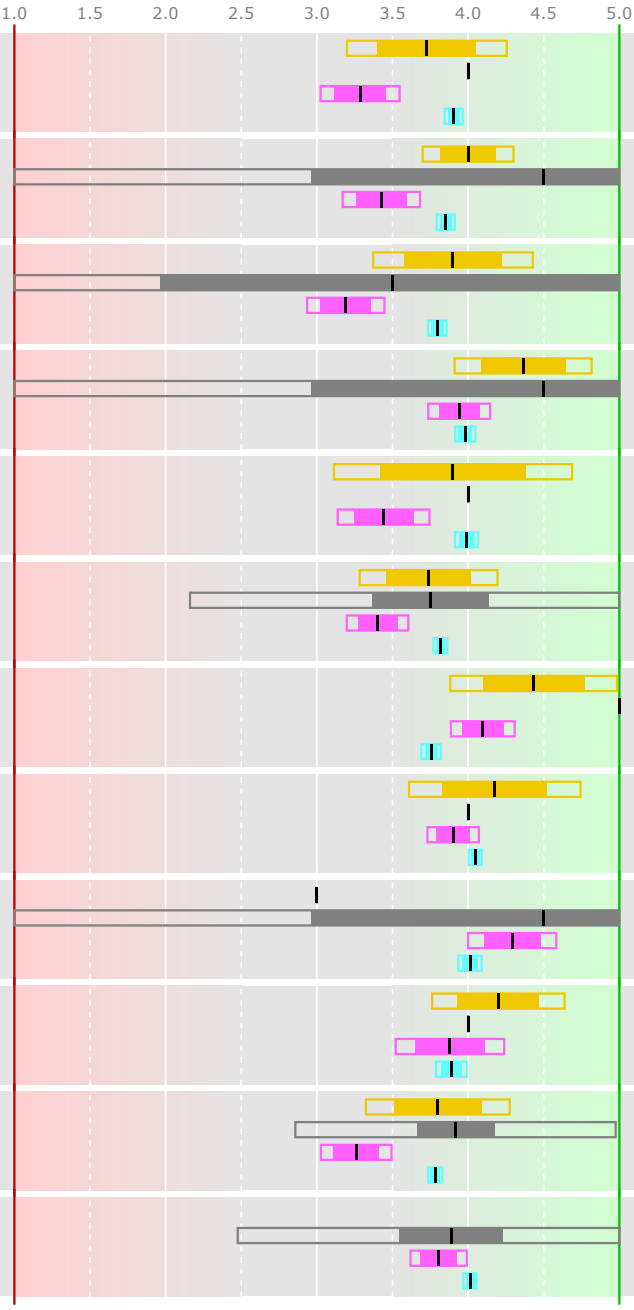

Response: 2 out of 13 = 15.4%

Compared to previous years

- program in 2018 (n=11)
- ENUM in 2021 (n=2)
- 95% confidence interval
- 80% confidence interval

The UU program in 2021 is...

- ▶ probably better
- ▷ possibly better
- ◁ possibly worse
- ◀ probably worse

...than the comparison group

Compared to similar programs in NL

Netherlands

Leiden: Leraar VHO in de Taal- en cultu (n=27)
Groningen: Leraar VHO in de Taal- en cultu (n=11)
UvA: Leraar VHO in de Taal- en cultu (n=8)
Nijmegen: Leraar VHO in de Taal- en cultu (n=24)

Compared to Master program in faculty FSW

Faculty FSW

Onderwijswetenschappen (n=51)
Cultural Anthropology: Sociocultural Tr (n=11)
Social & Health Psychology (research) (n=13)
Development and Socialisation in Childh (n=20)
Methodology and Statistics for the Beha (n=26)
Neuroscience and Cognition (n=58)
Communicatie en Educatie van de Natuurw (n=19)
Talenonderwijs en Communicatie (n=34)
Culturele Antropologie (n=21)
Algemene Sociale Wetenschappen (n=57)
Mens- en Maatschappijonderwijs en Commu (n=1)
Sociology and Social Research (research) (n=11)
Educational Sciences: Learning in Inter (n=10)
Sociologie (n=17)
Psychology (n=223)
Pedagogische Wetenschappen (n=120)
Migration, Ethnic relations and Multicu (n=7)
Leraar VHO in de Bètawetenschappen (n=5)
Leraar VHO in de Mens- en Maatschappijw (n=3)
Educatie en Communicatie in de Mens- en (n=19)

Masterprogram 68534 ENUM

Leraar Voorbereidend Hoger Onderwijs in Engels
Leraar VHO in de Taal- en cultuurwetenschappen

Content & organisation

2018	2021		Netherlands	Faculty
3.55	**4.00**	Satisfied with content	3.50 ▷	3.93
3.91	**4.00**	Up-to-date	3.62	3.95
3.82	**3.50**	Quality materials	3.57	3.99
3.73	**4.00**	Program level	3.56 ▷	4.04
3.45	**4.00**	Work methods	3.34 ▷	3.73 ▷
3.00	**3.50**	Can broaden/deepen	3.40	3.73
	4.00	Program coordination	3.34 ▷	3.62 ▷
3.50	**3.50**	Challenging	3.55	3.89
3.40	**3.50**	Shape your own program	2.85	3.56

Connection to practice

4.55	**5.00**	Satisfied with practice	3.54 ▷	3.67 ▶
4.50	**5.00**	Skills for practice	4.01 ▷	3.73 ▶
4.50	**5.00**	Link to professionals	4.18 ▷	3.78 ▶

Teachers

4.27	**4.00**	Satisfied with teachers	3.81	◁ 4.13
4.30	**4.00**	Involvement	4.03	4.06
4.20	**4.00**	Didactic skills	3.90	3.98
4.20	**4.00**	Content expertise	4.12	◀ 4.43
4.30	**4.50**	Practice knowledge	3.94	4.06
4.20	**4.00**	Supportive	3.84	3.90 ▷
4.10	**3.50**	Inspiring	3.34	3.75
	4.00	Understandable	3.91	4.05
	4.00	Encourage questions	4.13	◁ 4.16

Counseling

2018	2021		Netherlands	Faculty
◁ 4.36	**4.00**	Satisfied with counseling	3.64 ▷	3.78 ▶
◁ 4.30	**4.00**	Opportunity	3.84	3.92 ▷
◁ 4.30	**4.00**	Quality	3.92	3.86 ▶

Assessment

3.50	**4.00**	Satisfied with assessment	3.16 ▷	3.70 ▷
3.90	**4.00**	Exam matches content	3.06 ▷	3.86 ▷
3.90	**4.00**	Clear criteria	3.32 ▷	3.74 ▷
3.60	**4.00**	Quality knowledge exam	3.21 ▷	3.81 ▷
3.80	**4.00**	Quality practice exam	3.30 ▷	3.72 ▷
	4.00	Exam form follows content	3.18 ▷	3.82 ▷
4.10	**3.50**	Feedback on exams	3.48	3.76

Engagement & contact

4.10	**3.50**	Teachers reachable	4.11	4.16
	3.50	Feedback	3.70	3.89
	4.50	Feel safe	4.15	4.14
	4.00	Feel at home	3.66	3.80 ▷
	3.50	Feel inspired	3.34	3.98
	4.00	Regularly engaged	3.82	◁ 4.11
	4.00	Involved outside lessons	3.88	3.81 ▷
	4.00	Feedback appreciated	3.65	3.99
3.10	**4.00**	Course evaluations	3.91	◁ 4.24

General

3.91	**3.50**	Information	3.31	3.73
4.00	**4.00**	Facilities	3.18 ▷	3.54 ▶
	3.00	Study pressure	3.82	3.48

"study pressure" is coded as: 1=too low, 3=good, 5=too high

data analysis:
Jeroen Fokker - Departement Computer Science - Utrecht University
Hossein Al Mahmoudi - UBD Teaching Policy - Utrecht University

Master program 68534 NEUM

Nationale Studenten Enquete 2021

Leraar Voorbereidend Hoger Onderwijs in Nederlands

Leraar VHO in de Taal- en cultuurwetenschappen

Universiteit Utrecht

2018	2021		Netherlands	Faculty
3.73	**4.00**	Satisfied with program	3.29 ▷	3.90 ▷
4.00 ▷	**5.00**	General skills	3.43 ▷	3.85 ▶
3.90	**4.00**	Education feasibility	3.19 ▷	3.80 ▷
4.36	**4.50**	Atmosphere	3.94	3.98
3.90	**4.50**	Would choose again	3.44	3.99
3.74	**4.50**	Content & organisation	3.40	3.82
◀ 4.43	**3.50**	Connection to practice	◀ 4.10	◀ 3.75
4.18 ▶	**5.00**	Teachers	3.90 ▶	4.05 ▶
3.00		English	4.29	4.01
4.20		Counseling	3.88	3.89
3.80 ▷	**4.17**	Assessment	3.26 ▶	3.78 ▶
	4.11	Engagement & contact	3.81 ▶	4.01 ▶

Response: 2 out of 16 = 12.5%

Compared to previous years

program in 2018 (n=11)

NEUM in 2021 (n=2)

95% confidence interval

80% confidence interval

The UU program in 2021 is...

▶ probably better

▷ possibly better

◁ possibly worse

◀ probably worse

...than the comparison group

Compared to similar programs in NL

Netherlands

Leiden: Leraar VHO in de Taal- en cultu (n=27)
Groningen: Leraar VHO in de Taal- en cultu (n=11)
UvA: Leraar VHO in de Taal- en cultu (n=8)
Nijmegen: Leraar VHO in de Taal- en cultu (n=24)

Compared to Master program in faculty FSW

Faculty FSW

Onderwijswetenschappen (n=51)
Cultural Anthropology: Sociocultural Tr (n=11)
Social & Health Psychology (research) (n=13)
Development and Socialisation in Childh (n=20)
Methodology and Statistics for the Beha (n=26)
Neuroscience and Cognition (n=58)
Communicatie en Educatie van de Natuurw (n=19)
Talenonderwijs en Communicatie (n=34)
Culturele Antropologie (n=21)
Algemene Sociale Wetenschappen (n=57)
Mens- en Maatschappijonderwijs en Commu (n=1)
Sociology and Social Research (research) (n=11)
Educational Sciences: Learning in Inter (n=10)
Sociologie (n=17)
Psychology (n=223)
Pedagogische Wetenschappen (n=120)
Migration, Ethnic relations and Multicu (n=7)
Leraar VHO in de Bètawetenschappen (n=5)
Leraar VHO in de Mens- en Maatschappijw (n=3)
Educatie en Communicatie in de Mens- en (n=19)

Masterprogram 68534 NEUM

Leraar Voorbereidend Hoger Onderwijs in Nederlands
Leraar VHO in de Taal- en cultuurwetenschappen

Content & organisation

2018	2021		Netherlands	Faculty
3.55 ▷	**5.00**	Satisfied with content	3.50 ▷	3.93 ▶
3.91	**4.50**	Up-to-date	3.62	3.95
3.82	**4.50**	Quality materials	3.57	3.99
3.73	**4.50**	Program level	3.56	4.04
3.45 ▷	**5.00**	Work methods	3.34 ▶	3.73 ▶
3.00	**4.00**	Can broaden/deepen	3.40	3.73
	5.00	Program coordination	3.34 ▷	3.62 ▶
3.50 ▷	**5.00**	Challenging	3.55 ▷	3.89 ▶
3.40	**3.50**	Shape your own program	2.85	3.56

Connection to practice

◁ 4.55	**4.00**	Satisfied with practice	3.54 ▷	3.67 ▷
◀ 4.50	**4.00**	Skills for practice	4.01	3.73 ▶
◀ 4.50	**3.00**	Link to professionals	◀ 4.18	◀ 3.78

Teachers

4.27	**5.00**	Satisfied with teachers	3.81 ▷	4.13 ▶
4.30 ▶	**5.00**	Involvement	4.03 ▶	4.06 ▶
4.20 ▶	**5.00**	Didactic skills	3.90 ▶	3.98 ▶
4.20 ▶	**5.00**	Content expertise	4.12 ▶	4.43 ▶
4.30 ▶	**5.00**	Practice knowledge	3.94 ▶	4.06 ▶
4.20 ▶	**5.00**	Supportive	3.84 ▶	3.90 ▶
4.10 ▶	**5.00**	Inspiring	3.34 ▶	3.75 ▶
	5.00	Understandable	3.91 ▶	4.05 ▶
	5.00	Encourage questions	4.13 ▶	4.16 ▶

Counseling

2018	2021		Netherlands	Faculty
◁ 4.36	**4.00**	Satisfied with counseling	3.64 ▷	3.78 ▶
4.30		Opportunity	3.84	3.92
4.30		Quality	3.92	3.86

Assessment

3.50	**4.50**	Satisfied with assessment	3.16	3.70
3.90	**4.00**	Exam matches content	3.06 ▶	3.86 ▶
3.90 ▶	**5.00**	Clear criteria	3.32 ▶	3.74 ▶
3.60 ▷	**4.00**	Quality knowledge exam	3.21 ▶	3.81 ▶
3.80	**4.00**	Quality practice exam	3.30 ▶	3.72 ▶
	4.00	Exam form follows content	3.18 ▶	3.82 ▶
4.10	**4.00**	Feedback on exams	3.48 ▶	3.76 ▶

Engagement & contact

4.10	**4.00**	Teachers reachable	4.11	◀ 4.16
	4.00	Feedback	3.70 ▶	3.89 ▶
	3.00	Feel safe	◀ 4.15	◀ 4.14
	4.00	Feel at home	3.66 ▶	3.80 ▶
	4.00	Feel inspired	3.34 ▶	3.98
	4.00	Regularly engaged	3.82 ▷	◀ 4.11
	5.00	Involved outside lessons	3.88 ▶	3.81 ▶
	4.00	Feedback appreciated	3.65 ▶	3.99
3.10 ▶	**5.00**	Course evaluations	3.91 ▶	4.24 ▶

General

3.91 ▷	**5.00**	Information	3.31 ▶	3.73 ▶
◁ 4.00	**3.00**	Facilities	3.18	◀ 3.54
	3.50	Study pressure	3.82	3.48

"study pressure" is coded as: 1=too low, 3=good, 5=too high

data analysis:
Jeroen Fokker - Departement Computer Science - Utrecht University
Hossein Al Mahmoudi - UBD Teaching Policy - Utrecht University

Master program 68535

Leraar VHO in de Mens- en Maatschappijwetenschappen

Nationale Studenten Enquete 2021

Universiteit Utrecht

	2018	2021		Netherlands	Faculty
	3.56	**3.33**	Satisfied with program	3.39	3.91
	3.32	**3.67**	General skills	3.75	3.86
▷	2.95	**4.00**	Education feasibility	3.18 ▷	3.80 ▷
	3.95	**4.50**	Atmosphere	3.79	3.98
	3.56	**4.00**	Would choose again	3.56 ▷	3.99
	3.20	**4.06**	Content & organisation	3.37	3.82
	4.07	**4.50**	Connection to practice	4.12 ▷	3.76 ▶
	3.86	**4.31**	Teachers	3.93	4.05
	4.00		English	3.33	4.01
	3.50		Counseling	3.63	3.89
	3.43	**3.75**	Assessment	3.39	3.78
		4.06	Engagement & contact	3.80	4.01

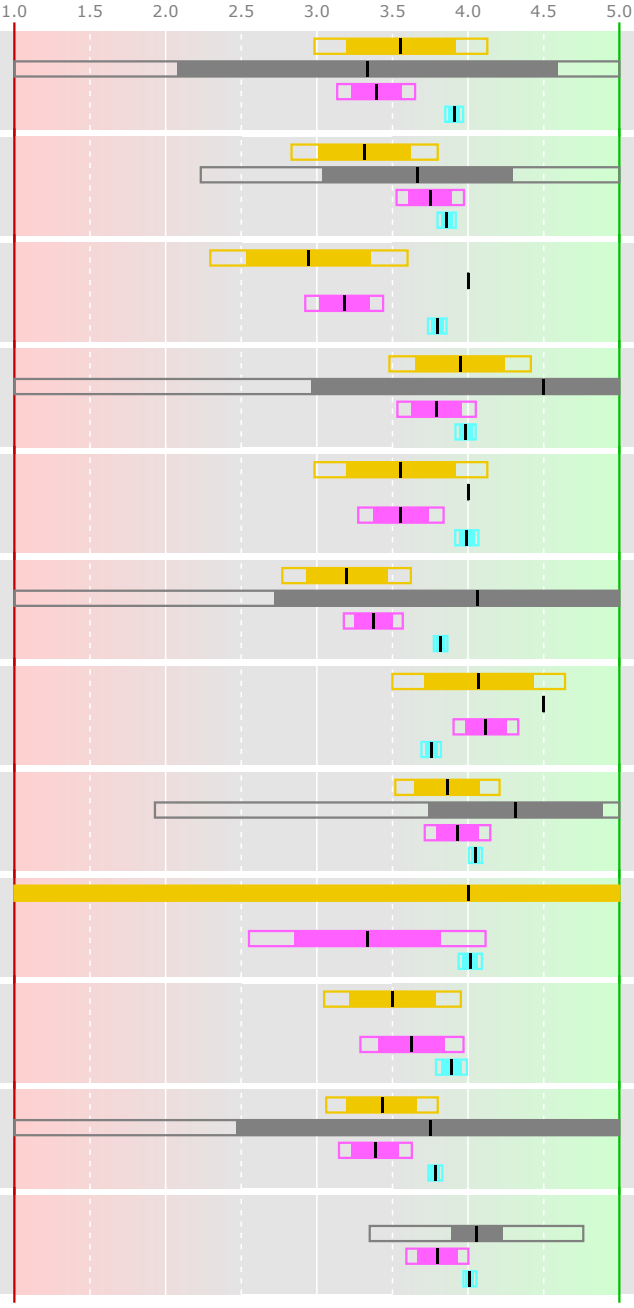

Response: 3 out of 47 = 6.4%

Compared to previous years

- program in 2018 (n=18)
- program in 2021 (n=3)
- 95% confidence interval
- 80% confidence interval

The UU program in 2021 is...

- ▶ probably better
- ▷ possibly better
- ◁ possibly worse
- ◀ probably worse

...than the comparison group

Compared to similar programs in NL

Netherlands

Leiden: Leraar VHO in de Mens- en Maats (n=23)
Groningen: Leraar VHO in de Mens- en Maats (n=6)
UvA: Leraar VHO in de Mens- en Maats (n=23)
VU: Leraar VHO in de Mens- en Maats (n=8)
Nijmegen: Leraar VHO in de Mens- en Maats (n=14)

Compared to Master program in faculty FSW

Faculty FSW

Onderwijswetenschappen (n=51)
Cultural Anthropology: Sociocultural Tr (n=11)
Social & Health Psychology (research) (n=13)
Development and Socialisation in Childh (n=20)
Methodology and Statistics for the Beha (n=26)
Neuroscience and Cognition (n=58)
Communicatie en Educatie van de Natuurw (n=19)
Talenonderwijs en Communicatie (n=34)
Culturele Antropologie (n=21)
Algemene Sociale Wetenschappen (n=57)
Mens- en Maatschappijonderwijs en Commu (n=1)
Sociology and Social Research (research) (n=11)
Educational Sciences: Learning in Inter (n=10)
Sociologie (n=17)
Psychology (n=223)
Pedagogische Wetenschappen (n=120)
Migration, Ethnic relations and Multicu (n=7)
Leraar VHO in de Bètawetenschappen (n=5)
Leraar VHO in de Taal- en cultuurwetens (n=4)
Educatie en Communicatie in de Mens- en (n=19)

Masterprogram 68535

Leraar VHO in de Mens- en Maatschappijwetenschappen

Content & organisation

2018	2021		Netherlands	Faculty
3.16	**2.67**	Satisfied with content	3.67	3.94
3.05	**4.50**	Up-to-date	3.65	3.95
3.32	**4.50**	Quality materials	3.63	3.99
3.16	**4.50**	Program level	3.48	4.04
3.32	**4.00**	Work methods	3.44	3.73
2.72 ▷	**4.00**	Can broaden/deepen	3.17 ▷	3.73 ▷
	4.00	Program coordination	3.30 ▷	3.63 ▷
3.06	**4.00**	Challenging	3.45 ▷	3.90 ▷
2.94	**3.00**	Shape your own program	2.90	3.56

Connection to practice

3.68	**3.67**	Satisfied with practice	3.78	3.68
4.05	**4.50**	Skills for practice	4.04	3.73
4.05	**4.50**	Link to professionals	4.19	3.78

Teachers

3.68	**4.50**	Satisfied with teachers	3.78	4.13
4.00	**4.50**	Involvement	4.00	4.06
3.84	**4.50**	Didactic skills	3.87	3.98
4.05	**4.50**	Content expertise	4.27	4.43
4.11	**4.50**	Practice knowledge	4.15	4.06
3.74	**4.50**	Supportive	3.74	3.90
3.89	**4.00**	Inspiring	3.42 ▷	3.75 ▷
	4.00	Understandable	4.00	4.05
	4.00	Encourage questions	4.00	◁ 4.16

Counseling

2018	2021		Netherlands	Faculty
3.58		Satisfied with counseling	3.89	3.78
3.67		Opportunity	3.60	3.92
3.67		Quality	3.66	3.86

Assessment

3.47	**3.50**	Satisfied with assessment	3.14	3.71
3.32	**3.50**	Exam matches content	3.39	3.86
3.53	**4.50**	Clear criteria	3.30	3.74
3.17 ▷	**4.00**	Quality knowledge exam	3.30 ▷	3.81 ▷
3.67	**3.50**	Quality practice exam	3.37	3.72
	3.50	Exam form follows content	3.42	3.82
3.84	**3.50**	Feedback on exams	3.55	3.76

Engagement & contact

3.42	**4.50**	Teachers reachable	3.95	4.15
	4.50	Feedback	3.60	3.89
	4.00	Feel safe	3.92	◁ 4.14
	4.00	Feel at home	3.52	3.80 ▷
	4.00	Feel inspired	3.58	3.98
	4.00	Regularly engaged	4.25	◁ 4.11
	3.50	Involved outside lessons	4.11	3.82
	4.00	Feedback appreciated	3.52 ▷	3.99
3.00 ▷	**4.00**	Course evaluations	3.71	◁ 4.24

General

3.11 ▷	**4.00**	Information	3.21 ▷	3.73 ▷
3.22	**3.50**	Facilities	3.22	3.54
	3.50	Study pressure	3.78	3.48

"study pressure" is coded as: 1=too low, 3=good, 5=too high

data analysis:
Jeroen Fokker - Departement Computer Science - Utrecht University
Hossein Al Mahmoudi - UBD Teaching Policy - Utrecht University

Master program 68538

Nationale Studenten Enquete 2021

Educatie en Communicatie in de Mens- en Maatschappijwetenschappen

Universiteit Utrecht

	2018	2021	Netherlands	Faculty
Satisfied with program		**3.95**	3.71	3.90
General skills		**4.05**	4.14	3.85
Education feasibility		**3.74**	3.71	3.80
Atmosphere		**4.21**	4.57	3.98
Would choose again		**3.83**	3.86	4.00
Content & organisation		**3.65**	3.77	3.82
Connection to practice		**4.08**	4.58	3.75 ▷
Teachers		**4.07**	4.27	4.05
English		**4.40**		4.01
Counseling		**4.12**		3.89
Assessment		**3.93**	3.78	3.78 ▷
Engagement & contact		**4.08**	4.15	4.01

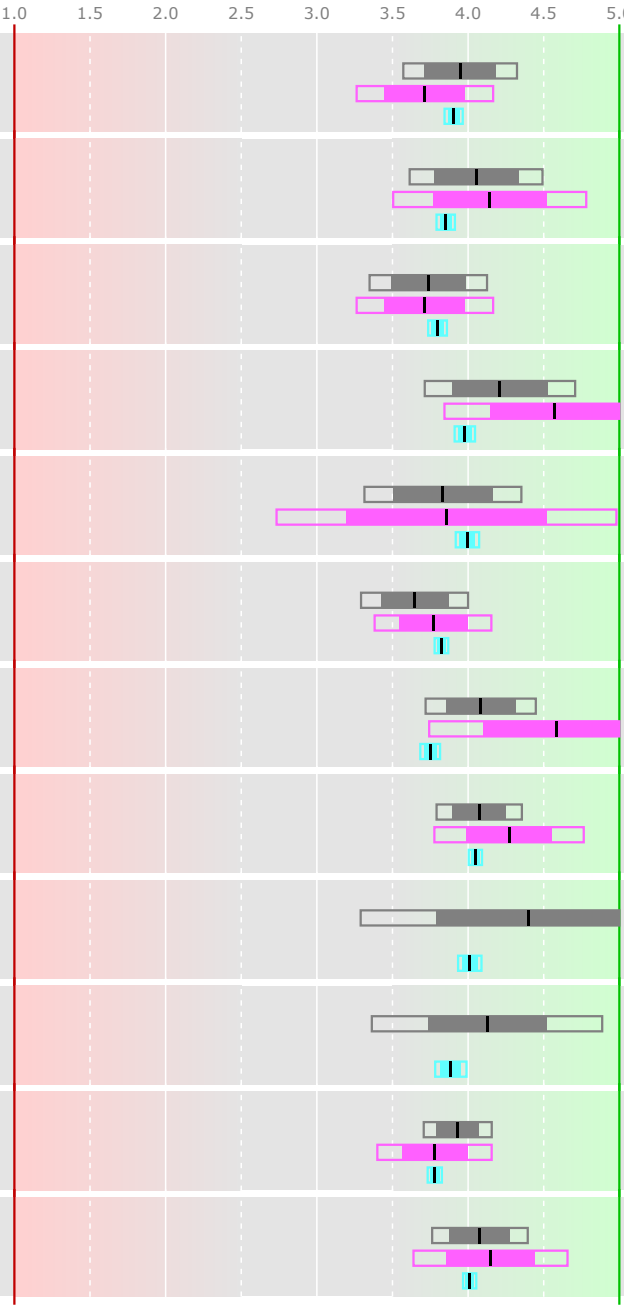

Response: 19 out of 58 = 32.8%

Compared to previous years

- program in 2018 (n=0)
- program in 2021 (n=19)
- 95% confidence interval
- 80% confidence interval

The UU program in 2021 is...

- ▶ probably better
- ▷ possibly better
- ◁ possibly worse
- ◀ probably worse

...than the comparison group

Compared to similar programs in NL

- Netherlands

UvA: Educatie en Communicatie in de (n=7)

Compared to Master program in faculty FSW

- Faculty FSW

Onderwijswetenschappen (n=51)
Cultural Anthropology: Sociocultural Tr (n=11)
Social & Health Psychology (research) (n=13)
Development and Socialisation in Childh (n=20)
Methodology and Statistics for the Beha (n=26)
Neuroscience and Cognition (n=58)
Communicatie en Educatie van de Natuurw (n=19)
Talenonderwijs en Communicatie (n=34)
Culturele Antropologie (n=21)
Algemene Sociale Wetenschappen (n=57)
Mens- en Maatschappijonderwijs en Commu (n=1)
Sociology and Social Research (research (n=11)
Educational Sciences: Learning in Inter (n=10)
Sociologie (n=17)
Psychology (n=223)
Pedagogische Wetenschappen (n=120)
Migration, Ethnic relations and Multicu (n=7)
Leraar VHO in de Bètawetenschappen (n=5)
Leraar VHO in de Taal- en cultuurwetens (n=4)
Leraar VHO in de Mens- en Maatschappijw (n=3)

Masterprogram 68538

Educatie en Communicatie in de Mens- en Maatschappijwetenschappen

Content & organisation

2018	2021		Netherlands	Faculty
	4.00	Satisfied with content	4.00	3.93
	3.78	Up-to-date	◁4.43	3.96
	3.78	Quality materials	3.86	4.00
	3.72	Program level	3.86	◁4.05
	3.56	Work methods	3.71	3.74
	3.67	Can broaden/deepen	3.71	3.73
	3.44	Program coordination	3.14	3.64
	3.83	Challenging	3.57	3.90
	3.39	Shape your own program	3.86	3.57

Connection to practice

	3.58	Satisfied with practice	◁4.29	3.68
	4.17	Skills for practice	◀4.83	3.72▶
	4.00	Link to professionals	4.33	3.78

Teachers

	3.95	Satisfied with teachers	4.29	4.14
	4.17	Involvement	4.50	4.06
	3.89	Didactic skills	◁4.50	3.98
	4.17	Content expertise	◁4.83	4.43
	4.00	Practice knowledge	4.33	4.06
	3.94	Supportive	4.17	3.90
	3.76	Inspiring	4.00	3.75
	4.24	Understandable	4.00	4.05▷
	4.18	Encourage questions	3.83	4.16

Counseling

2018	2021		Netherlands	Faculty
	4.00	Satisfied with counseling		3.78
	4.25	Opportunity		3.92
	4.00	Quality		3.85

Assessment

	3.84	Satisfied with assessment	3.71	3.70
	3.88	Exam matches content	4.00	3.86
	3.88	Clear criteria	3.67	3.74
	3.71	Quality knowledge exam	3.67	3.82
	4.00	Quality practice exam	3.67	3.71▶
	3.88	Exam form follows content	3.83	3.81
	4.24	Feedback on exams	3.83▷	3.74▶

Engagement & contact

	4.65	Teachers reachable	4.33	4.14▶
	4.24	Feedback	4.33	3.88▷
	4.18	Feel safe	4.33	4.14
	3.88	Feel at home	◁4.50	3.79
	4.00	Feel inspired	4.33	3.98
	4.18	Regularly engaged	4.33	4.10
	4.00	Involved outside lessons	3.50	3.81
	3.71	Feedback appreciated	3.83	◁4.00
	3.88	Course evaluations	3.83	◁4.25

General

	3.37	Information	2.86	◁3.74
	3.37	Facilities	3.57	3.54
	3.50	Study pressure	3.00	3.47

"study pressure" is coded as: 1=too low, 3=good, 5=too high

data analysis:
Jeroen Fokker - Departement Computer Science - Utrecht University
Hossein Al Mahmoudi - UBD Teaching Policy - Utrecht University

Master program 68538 GEEM

Nationale Studenten Enquete 2021

Geografie: educatie en communicatie

Educatie en Communicatie in de Mens- en Maatschappijwetenschappen

Universiteit Utrecht

	2018	2021	Netherlands	Faculty
3.75 Satisfied with program			3.71	3.90
4.25 General skills			4.14	3.85 ▷
3.67 Education feasibility			3.71	3.80
4.08 Atmosphere			4.57	3.98
3.67 Would choose again			3.86	4.00
3.51 Content & organisation			3.77	◁ 3.82
4.04 Connection to practice			4.58	3.75
3.84 Teachers			◁ 4.27	◁ 4.05
4.00 English				4.01
3.75 Counseling				3.89
3.88 Assessment			3.78	3.78
3.87 Engagement & contact			4.15	4.01

Response: 12 out of 30 = 40.0%

Compared to previous years

program in 2018 (n=0)

GEEM in 2021 (n=12)

95% confidence interval

80% confidence interval

The UU program in 2021 is...

▶ probably better

▷ possibly better

◁ possibly worse

◀ probably worse

...than the comparison group

Compared to similar programs in NL

Netherlands

UvA: Educatie en Communicatie in de (n=7)

Compared to Master program in faculty FSW

Faculty FSW

Onderwijswetenschappen (n=51)
Cultural Anthropology: Sociocultural Tr (n=11)
Social & Health Psychology (research) (n=13)
Development and Socialisation in Childh (n=20)
Methodology and Statistics for the Beha (n=26)
Neuroscience and Cognition (n=58)
Communicatie en Educatie van de Natuurw (n=19)
Talenonderwijs en Communicatie (n=34)
Culturele Antropologie (n=21)
Algemene Sociale Wetenschappen (n=57)
Mens- en Maatschappijonderwijs en Commu (n=1)
Sociology and Social Research (research (n=11)
Educational Sciences: Learning in Inter (n=10)
Sociologie (n=17)
Psychology (n=223)
Pedagogische Wetenschappen (n=120)
Migration, Ethnic relations and Multicu (n=7)
Leraar VHO in de Bètawetenschappen (n=5)
Leraar VHO in de Taal- en cultuurwetens (n=4)
Leraar VHO in de Mens- en Maatschappijw (n=3)

Masterprogram 68538 GEEM

Geografie: educatie en communicatie
Educatie en Communicatie in de Mens- en Maatschappijwetenschappen

Content & organisation

2018	2021		Netherlands	Faculty
	3.92	Satisfied with content	4.00	3.93
	3.58	Up-to-date	◁4.43	3.96
	3.50	Quality materials	3.86	◁4.00
	3.58	Program level	3.86	◁4.05
	3.50	Work methods	3.71	3.74
	3.58	Can broaden/deepen	3.71	3.73
	3.17	Program coordination	3.14	◁3.64
	3.67	Challenging	3.57	3.90
	3.50	Shape your own program	3.86	3.57

Connection to practice

	3.42	Satisfied with practice	◁4.29	3.68
	4.08	Skills for practice	◁4.83	3.72▷
	4.00	Link to professionals	4.33	3.78

Teachers

	3.75	Satisfied with teachers	4.29	◁4.14
	4.00	Involvement	◁4.50	4.06
	3.75	Didactic skills	◀4.50	3.98
	4.00	Content expertise	◀4.83	◁4.43
	3.75	Practice knowledge	◁4.33	◀4.06
	3.75	Supportive	4.17	3.90
	3.58	Inspiring	4.00	3.75
	4.00	Understandable	4.00	4.05
	3.92	Encourage questions	3.83	4.16

Counseling

2018	2021		Netherlands	Faculty
	4.00	Satisfied with counseling		3.78▷
	4.00	Opportunity		3.92
	3.50	Quality		3.85

Assessment

	3.67	Satisfied with assessment	3.71	3.70
	3.92	Exam matches content	4.00	3.86
	4.00	Clear criteria	3.67	3.74
	3.50	Quality knowledge exam	3.67	◁3.82
	4.00	Quality practice exam	3.67	3.71▶
	3.67	Exam form follows content	3.83	3.81
	4.17	Feedback on exams	3.83▷	3.74▶

Engagement & contact

	4.50	Teachers reachable	4.33	4.14▶
	4.08	Feedback	4.33	3.88
	3.92	Feel safe	4.33	4.14
	3.58	Feel at home	◁4.50	3.79
	3.83	Feel inspired	◁4.33	3.98
	4.08	Regularly engaged	4.33	4.10
	3.75	Involved outside lessons	3.50	3.81
	3.42	Feedback appreciated	3.83	◀4.00
	3.67	Course evaluations	3.83	◀4.25

General

	3.25	Information	2.86	◁3.74
	3.25	Facilities	3.57	3.54
	3.50	Study pressure	3.00	3.47

"study pressure" is coded as: 1=too low, 3=good, 5=too high

data analysis:
Jeroen Fokker - Departement Computer Science - Utrecht University
Hossein Al Mahmoudi - UBD Teaching Policy - Utrecht University

Master program 68538 GSEM

Nationale Studenten Enquete 2021

Geschiedenis: educatie en communicatie

Educatie en Communicatie in de Mens- en Maatschappijwetenschappen

Universiteit Utrecht

	2018	2021	Netherlands	Faculty
Satisfied with program	4.00	3.71	3.71	3.90 ▷
General skills	3.75	4.14	4.14	3.85
Education feasibility	3.75	3.71	3.71	3.80
Atmosphere	4.25	4.57	4.57	3.98
Would choose again	4.25	3.86	3.86	4.00
Content & organisation	3.94	3.77	3.77	3.82 ▷
Connection to practice	4.25	4.58	4.58	3.75 ▷
Teachers	4.59	4.27	4.27	4.05 ▶
English	4.50			4.01
Counseling	4.50			3.89 ▷
Assessment	3.92	3.78	3.78	3.78
Engagement & contact	4.47	4.15	4.15	4.01 ▷

Response: 4 out of 18 = 22.2%

Compared to previous years

program in 2018 (n=0)

GSEM in 2021 (n=4)

95% confidence interval

80% confidence interval

The UU program in 2021 is...

▶ probably better

▷ possibly better

◁ possibly worse

◀ probably worse

...than the comparison group

Compared to similar programs in NL

Netherlands

UvA: Educatie en Communicatie in de (n=7)

Compared to Master program in faculty FSW

Faculty FSW

Onderwijswetenschappen (n=51)
Cultural Anthropology: Sociocultural Tr (n=11)
Social & Health Psychology (research) (n=13)
Development and Socialisation in Childh (n=20)
Methodology and Statistics for the Beha (n=26)
Neuroscience and Cognition (n=58)
Communicatie en Educatie van de Natuurw (n=19)
Talenonderwijs en Communicatie (n=34)
Culturele Antropologie (n=21)
Algemene Sociale Wetenschappen (n=57)
Mens- en Maatschappijonderwijs en Commu (n=1)
Sociology and Social Research (research (n=11)
Educational Sciences: Learning in Inter (n=10)
Sociologie (n=17)
Psychology (n=223)
Pedagogische Wetenschappen (n=120)
Migration, Ethnic relations and Multicu (n=7)
Leraar VHO in de Bètawetenschappen (n=5)
Leraar VHO in de Taal- en cultuurwetens (n=4)
Leraar VHO in de Mens- en Maatschappijw (n=3)

Masterprogram 68538 GSEM

Geschiedenis: educatie en communicatie Educatie en Communicatie in de Mens- en Maatschappijwetenschappen

Content & organisation

2018	2021		Netherlands	Faculty
	4.00	Satisfied with content	4.00	3.93 ▷
	4.00	Up-to-date	4.43	3.96
	4.25	Quality materials	3.86	4.00
	3.75	Program level	3.86	4.05
	3.75	Work methods	3.71	3.74
	4.25	Can broaden/deepen	3.71 ▷	3.73 ▷
	4.25	Program coordination	3.14 ▷	3.64
	4.00	Challenging	3.57	3.90 ▷
	3.25	Shape your own program	3.86	3.57

Connection to practice

	4.00	Satisfied with practice	4.29	3.68
	4.50	Skills for practice	4.83	3.72 ▷
	4.00	Link to professionals	4.33	3.78

Teachers

	4.25	Satisfied with teachers	4.29	4.14
	4.50	Involvement	4.50	4.06
	4.75	Didactic skills	4.50	3.98 ▷
	4.75	Content expertise	4.83	4.43
	4.75	Practice knowledge	4.33	4.06 ▷
	4.50	Supportive	4.17	3.90 ▷
	4.00	Inspiring	4.00	3.75
	4.75	Understandable	4.00 ▷	4.05 ▷
	4.75	Encourage questions	3.83 ▷	4.16 ▷

Counseling

2018	2021		Netherlands	Faculty
	4.50	Satisfied with counseling		3.78
	4.50	Opportunity		3.92
	4.50	Quality		3.85

Assessment

	4.00	Satisfied with assessment	3.71	3.70
	3.50	Exam matches content	4.00	3.86
	3.75	Clear criteria	3.67	3.74
	4.00	Quality knowledge exam	3.67	3.82
	3.75	Quality practice exam	3.67	3.71
	4.25	Exam form follows content	3.83	3.81 ▷
	4.25	Feedback on exams	3.83	3.74

Engagement & contact

	5.00	Teachers reachable	4.33 ▷	4.14 ▶
	4.50	Feedback	4.33	3.88 ▷
	4.75	Feel safe	4.33	4.14 ▷
	4.50	Feel at home	4.50	3.79 ▷
	4.25	Feel inspired	4.33	3.98
	4.25	Regularly engaged	4.33	4.10
	4.50	Involved outside lessons	3.50 ▷	3.81 ▷
	4.25	Feedback appreciated	3.83	4.00
	4.25	Course evaluations	3.83	4.25

General

	3.50	Information	2.86	3.74
	3.50	Facilities	3.57	3.54
	3.50	Study pressure	3.00	3.47

"study pressure" is coded as: 1=too low, 3=good, 5=too high

data analysis:
Jeroen Fokker - Departement Computer Science - Utrecht University
Hossein Al Mahmoudi - UBD Teaching Policy - Utrecht University

Master program 68538 KUEM

Nationale Studenten Enquete 2021

Kunstgeschiedenis: educatie en communicatie

Educatie en Communicatie in de Mens- en Maatschappijwetenschappen

Universiteit Utrecht

	2018	2021	Netherlands	Faculty
Satisfied with program	4.67	3.71 ▷	3.71 ▷	3.90 ▷
General skills	3.67	4.14	4.14	3.85
Education feasibility	4.00	3.71	3.71	3.80
Atmosphere	4.67	4.57	4.57	3.98 ▷
Would choose again	4.00	3.86	3.86	4.00
Content & organisation	3.88	3.77	3.77	3.82
Connection to practice	4.00	4.58	4.58	3.75
Teachers	4.75	4.27 ▶	4.27 ▶	4.05 ▶
English	5.00			4.01 ▶
Counseling				3.89
Assessment	4.67	3.78 ▶	3.78 ▶	3.78 ▶
Engagement & contact	5.00	4.15 ▶	4.15 ▶	4.01 ▶

Response: 3 out of 10 = 30.0%

Compared to previous years

- program in 2018 (n=0)
- KUEM in 2021 (n=3)
- 95% confidence interval
- 80% confidence interval

The UU program in 2021 is...

- ▶ probably better
- ▷ possibly better
- ◁ possibly worse
- ◀ probably worse

...than the comparison group

Compared to similar programs in NL

- Netherlands

UvA: Educatie en Communicatie in de (n=7)

Compared to Master program in faculty FSW

- Faculty FSW

Onderwijswetenschappen (n=51)
Cultural Anthropology: Sociocultural Tr (n=11)
Social & Health Psychology (research) (n=13)
Development and Socialisation in Childh (n=20)
Methodology and Statistics for the Beha (n=26)
Neuroscience and Cognition (n=58)
Communicatie en Educatie van de Natuurw (n=19)
Talenonderwijs en Communicatie (n=34)
Culturele Antropologie (n=21)
Algemene Sociale Wetenschappen (n=57)
Mens- en Maatschappijonderwijs en Commu (n=1)
Sociology and Social Research (research (n=11)
Educational Sciences: Learning in Inter (n=10)
Sociologie (n=17)
Psychology (n=223)
Pedagogische Wetenschappen (n=120)
Migration, Ethnic relations and Multicu (n=7)
Leraar VHO in de Bètawetenschappen (n=5)
Leraar VHO in de Taal- en cultuurwetens (n=4)
Leraar VHO in de Mens- en Maatschappijw (n=3)

Masterprogram 68538 KUEM

Kunstgeschiedenis: educatie en communicatie
Educatie en Communicatie in de Mens- en Maatschappijwetenschappen

Content & organisation

2018	2021		Netherlands	Faculty
	4.33	Satisfied with content	4.00	3.93
	4.50	Up-to-date	4.43	3.96
	4.50	Quality materials	3.86	4.00
	4.50	Program level	3.86	4.05
	3.50	Work methods	3.71	3.74
	3.00	Can broaden/deepen	3.71	3.73
	3.50	Program coordination	3.14	3.64
	4.50	Challenging	3.57	3.90
	3.00	Shape your own program	3.86	3.57

Connection to practice

	3.67	Satisfied with practice	4.29	3.68
	4.00	Skills for practice	◁4.83	3.72▷
	4.00	Link to professionals	4.33	3.78

Teachers

	4.33	Satisfied with teachers	4.29	4.14
	4.50	Involvement	4.50	4.06
	3.00	Didactic skills	4.50	3.98
	4.00	Content expertise	4.83	4.43
	4.00	Practice knowledge	4.33	4.06
	4.00	Supportive	4.17	3.90▶
	5.00	Inspiring	4.00▶	3.75▶
	5.00	Understandable	4.00▶	4.05▶
	5.00	Encourage questions	3.83▶	4.16▶

Counseling

2018	2021		Netherlands	Faculty
	3.50	Satisfied with counseling		3.78
		Opportunity		3.92
		Quality		3.85

Assessment

	4.33	Satisfied with assessment	3.71	3.70▷
	5.00	Exam matches content	4.00▶	3.86▶
	3.00	Clear criteria	◀3.67	◀3.74
	5.00	Quality knowledge exam	3.67▶	3.82▶
	5.00	Quality practice exam	3.67▶	3.71▶
	5.00	Exam form follows content	3.83▶	3.81▶
	5.00	Feedback on exams	3.83▶	3.74▶

Engagement & contact

	5.00	Teachers reachable	4.33▷	4.14▶
	5.00	Feedback	4.33▶	3.88▶
	5.00	Feel safe	4.33▷	4.14▶
	5.00	Feel at home	4.50▶	3.79▶
	5.00	Feel inspired	4.33▶	3.98▶
	5.00	Regularly engaged	4.33▶	4.10▶
	5.00	Involved outside lessons	3.50▶	3.81▶
	5.00	Feedback appreciated	3.83▶	4.00▶
	5.00	Course evaluations	3.83▶	4.25▶

General

	3.67	Information	2.86	3.74
	3.67	Facilities	3.57	3.54
	3.50	Study pressure	3.00	3.47

"study pressure" is coded as: 1=too low, 3=good, 5=too high

data analysis:
Jeroen Fokker - Departement Computer Science - Utrecht University
Hossein Al Mahmoudi - UBD Teaching Policy - Utrecht University

Master program 68713

Biosciences

Nationale Studenten Enquete 2021

Universiteit Utrecht

Response: 193 out of 508 = 38.0%

Compared to previous years

- program in 2018 (n=0)
- program in 2021 (n=193)
- 95% confidence interval
- 80% confidence interval

The UU program in 2021 is...

- ▶ probably better
- ▷ possibly better
- ◁ possibly worse
- ◀ probably worse

...than the comparison group

Compared to similar programs in NL

Netherlands

Utrecht: Biologische Wetenschappen (n=7)
Leiden: Biology (n=175)
Groningen: Ecology and Evolution (n=48)
Groningen: Marine Biology (n=26)
Groningen: Medical Pharmaceutical Sciences (n=27)
Groningen: Medical and Pharmaceutical Drug (n=37)
Groningen: Biology (n=10)
Wageningen: Molecular Life Sciences (n=55)
Wageningen: Biology (n=133)
UvA: Biological Sciences (n=97)
UvA: Bioinformatics and Systems Biol (n=17)
VU: Ecology (n=14)
VU: Bioinformatics and Systems Biol (n=40)
Nijmegen: Molecular Life Sciences (n=9)
Nijmegen: Medical Biology (n=173)
Nijmegen: Biology (n=83)

Compared to Master program in faculty Beta

Faculty Beta

Physics (n=83)
Biologische Wetenschappen (n=7)
Pharmaceutical Sciences (n=4)
Mathematische Wetenschappen (n=48)
Chemische Wetenschappen (n=43)
Natuurwetenschappen en Bedrijf (n=50)
History and Philosophy of Science (n=26)
Information Science (n=84)
Applied Data Science (n=34)
Farmacie (n=136)
Informatica (n=69)
Artificial Intelligence (n=96)

Masterprogram 68713

Biosciences

Content & organisation

2018	2021		Netherlands	Faculty
	3.81	Satisfied with content	◀3.97	◀4.05
	4.04	Up-to-date	4.01	3.99
	3.99	Quality materials	4.01	4.00
	3.98	Program level	4.03	4.03
	3.93	Work methods	3.77▶	3.79▶
	4.14	Can broaden/deepen	4.04▷	3.96▶
	3.30	Program coordination	◀3.49	◀3.48
	3.75	Challenging	◀3.90	◀3.96
	4.37	Shape your own program	4.06▶	3.90▶

Connection to practice

	3.57	Satisfied with practice	3.42▶	3.48
	3.79	Skills for practice	3.51▶	3.49▶
	3.99	Link to professionals	3.50▶	3.35▶

Teachers

	4.09	Satisfied with teachers	4.08	3.94▶
	4.08	Involvement	3.92▶	3.88▶
	3.84	Didactic skills	3.84	3.75▷
	4.36	Content expertise	◁4.47	4.43
	4.13	Practice knowledge	4.06	3.84▶
	3.82	Supportive	3.75	3.77
	3.94	Inspiring	3.79▶	3.65▶
	3.87	Understandable	◀4.00	3.88
	4.10	Encourage questions	4.16	4.10

Counseling

2018	2021		Netherlands	Faculty
	3.74	Satisfied with counseling	3.79	3.70
	3.88	Opportunity	3.87	3.93
	3.78	Quality	3.73	3.79

Assessment

	3.80	Satisfied with assessment	3.70▷	3.68▷
	3.97	Exam matches content	3.87▷	3.78▶
	3.74	Clear criteria	3.75	3.74
	3.81	Quality knowledge exam	3.81	3.79
	3.84	Quality practice exam	3.63▶	3.68▶
	3.95	Exam form follows content	3.81▶	3.79▶
	3.71	Feedback on exams	3.52▶	3.55▷

Engagement & contact

	4.29	Teachers reachable	4.08▶	4.17▷
	3.84	Feedback	3.71▷	3.73▷
	4.32	Feel safe	4.31	4.23▷
	3.89	Feel at home	3.90	3.84
	4.14	Feel inspired	4.06	3.95▶
	3.92	Regularly engaged	3.89	◁4.02
	3.65	Involved outside lessons	3.59	3.63
	3.99	Feedback appreciated	3.87▷	3.85▷
	4.22	Course evaluations	4.14	4.10▷

General

	3.57	Information	3.53	3.62
	3.72	Facilities	3.71	3.62▷
	3.17	Study pressure	3.28	3.42

"study pressure" is coded as: 1=too low, 3=good, 5=too high

Reaction of program management:
We zijn blij met de beoordelingen, waarin vooral de mogelijkheden binnen de opleiding, de aansluiting met de praktijk en de sfeer hoog worden gewaardeerd. Op inhoud en opzet kunnen we nog verder verbeteren, zoals bij de afstemming van de vakken. De komende tijd gaan we kijken hoe we dit kunnen aanpakken.

data analysis:
Jeroen Fokker - Departement Computer Science - Utrecht University
Hossein Al Mahmoudi - UBD Teaching Policy - Utrecht University

Master program 68713 BINF

Bioinformatics and Biocomplexity

Biosciences

Nationale Studenten Enquete 2021

Universiteit Utrecht

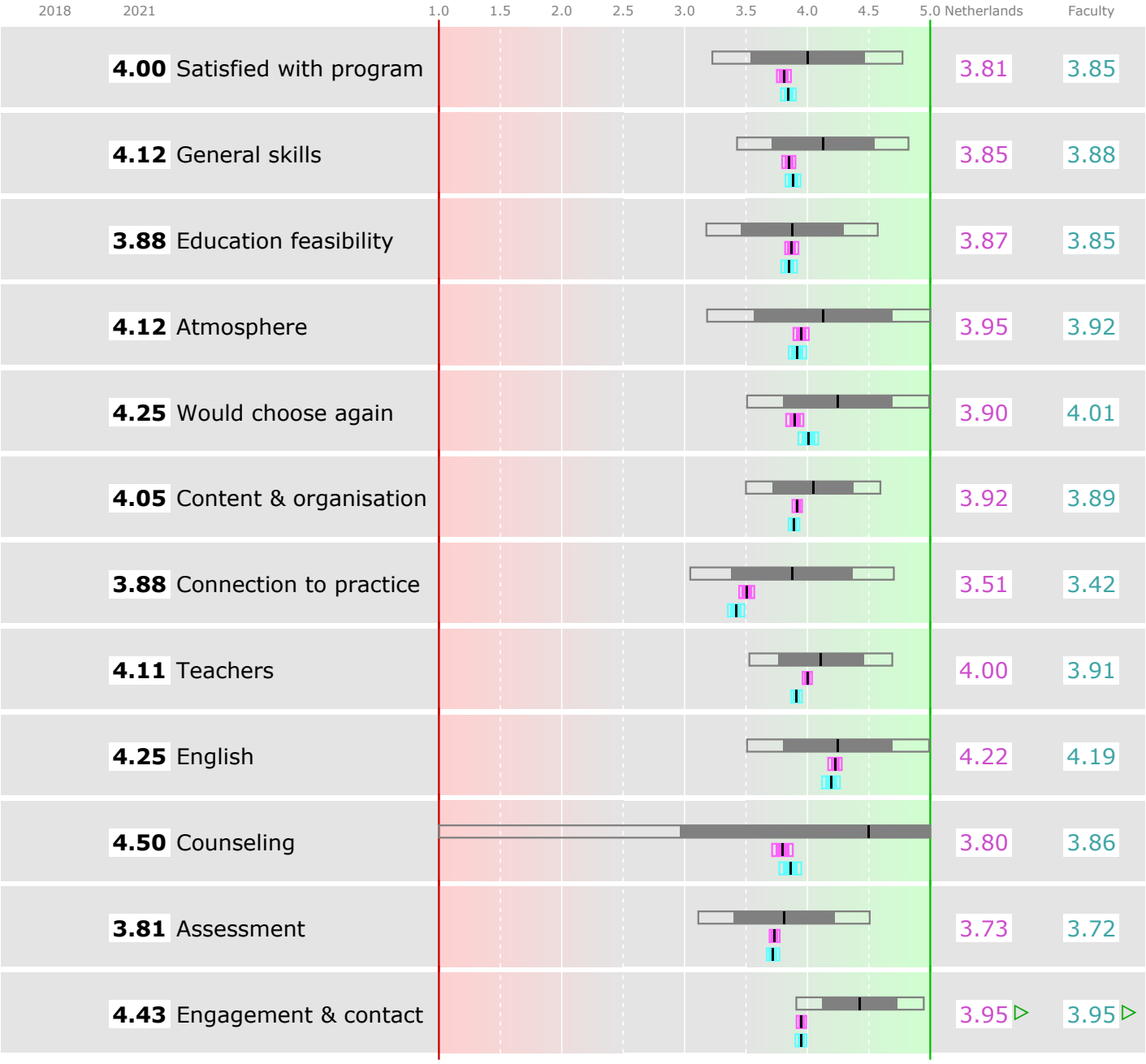

Response: 8 out of 28 = 28.6%

Compared to previous years

- program in 2018 (n=0)
- BINF in 2021 (n=8)
- 95% confidence interval
- 80% confidence interval

The UU program in 2021 is...

- ▶ probably better
- ▷ possibly better
- ◁ possibly worse
- ◀ probably worse

...than the comparison group

Compared to similar programs in NL

Netherlands

Utrecht: Biologische Wetenschappen (n=7)
Leiden: Biology (n=175)
Groningen: Ecology and Evolution (n=48)
Groningen: Marine Biology (n=26)
Groningen: Medical Pharmaceutical Sciences (n=27)
Groningen: Medical and Pharmaceutical Drug (n=37)
Groningen: Biology (n=10)
Wageningen: Molecular Life Sciences (n=55)
Wageningen: Biology (n=133)
UvA: Biological Sciences (n=97)
UvA: Bioinformatics and Systems Biol (n=17)
VU: Ecology (n=14)
VU: Bioinformatics and Systems Biol (n=40)
Nijmegen: Molecular Life Sciences (n=9)
Nijmegen: Medical Biology (n=173)
Nijmegen: Biology (n=83)

Compared to Master program in faculty Beta

Faculty Beta

Physics (n=83)
Biologische Wetenschappen (n=7)
Pharmaceutical Sciences (n=4)
Mathematische Wetenschappen (n=48)
Chemische Wetenschappen (n=43)
Natuurwetenschappen en Bedrijf (n=50)
History and Philosophy of Science (n=26)
Information Science (n=84)
Applied Data Science (n=34)
Farmacie (n=136)
Informatica (n=69)
Artificial Intelligence (n=96)

Masterprogram 68713 BINF

Bioinformatics and Biocomplexity
Biosciences

Content & organisation

2018	2021		Netherlands	Faculty
	4.00	Satisfied with content	3.97	4.05
	4.12	Up-to-date	4.01	3.99
	4.25	Quality materials	4.01	4.00
	4.38	Program level	4.03 ▷	4.03 ▷
	3.88	Work methods	3.77	3.79
	4.38	Can broaden/deepen	4.04	3.96 ▷
	3.25	Program coordination	3.49	3.48
	4.12	Challenging	3.90	3.96
	4.00	Shape your own program	4.06	3.90

Connection to practice

	3.88	Satisfied with practice	3.42	3.48
	3.75	Skills for practice	3.51	3.49
	4.00	Link to professionals	3.50	3.35 ▷

Teachers

	4.25	Satisfied with teachers	4.08	3.94 ▷
	4.25	Involvement	3.92	3.88 ▷
	4.00	Didactic skills	3.84	3.75
	4.25	Content expertise	4.47	4.43
	4.12	Practice knowledge	4.06	3.84
	4.00	Supportive	3.75	3.77
	4.00	Inspiring	3.79	3.65
	4.25	Understandable	4.00	3.88 ▷
	4.00	Encourage questions	4.16	4.10

Counseling

2018	2021		Netherlands	Faculty
	4.50	Satisfied with counseling	3.79	3.70
	4.50	Opportunity	3.87	3.93
	4.50	Quality	3.73	3.79

Assessment

	4.00	Satisfied with assessment	3.70 ▷	3.68 ▷
	3.75	Exam matches content	3.87	3.78
	3.88	Clear criteria	3.75	3.74
	4.00	Quality knowledge exam	3.81	3.79
	3.57	Quality practice exam	3.63	3.68
	4.00	Exam form follows content	3.81	3.79
	3.43	Feedback on exams	3.52	3.55

Engagement & contact

	4.71	Teachers reachable	4.08 ▶	4.17 ▶
	4.00	Feedback	3.71	3.73
	4.57	Feel safe	4.31	4.23 ▷
	4.29	Feel at home	3.90	3.84 ▷
	4.43	Feel inspired	4.06 ▷	3.95 ▷
	4.57	Regularly engaged	3.89 ▷	4.02 ▷
	4.14	Involved outside lessons	3.59	3.63
	4.57	Feedback appreciated	3.87 ▶	3.85 ▶
	4.57	Course evaluations	4.14 ▷	4.10 ▷

General

	3.38	Information	3.53	3.62
	3.62	Facilities	3.71	3.62
	3.38	Study pressure	3.28	3.42

"study pressure" is coded as: 1=too low, 3=good, 5=too high

Reaction of program management:
We zijn blij met de beoordelingen, waarin vooral de mogelijkheden binnen de opleiding, de aansluiting met de praktijk en de sfeer hoog worden gewaardeerd. Op inhoud en opzet kunnen we nog verder verbeteren, zoals bij de afstemming van de vakken. De komende tijd gaan we kijken hoe we dit kunnen aanpakken.

data analysis:
Jeroen Fokker - Departement Computer Science - Utrecht University
Hossein Al Mahmoudi - UBD Teaching Policy - Utrecht University

Master program 68713 BINN

Bio Inspired Innovation

Biosciences

Nationale Studenten Enquete 2021

Universiteit Utrecht

Response: 33 out of 62 = 53.2%

Compared to previous years

- program in 2018 (n=0)
- BINN in 2021 (n=33)
- 95% confidence interval
- 80% confidence interval

The UU program in 2021 is...

- ▶ probably better
- ▷ possibly better
- ◁ possibly worse
- ◀ probably worse

...than the comparison group

Compared to similar programs in NL

Netherlands

Utrecht: Biologische Wetenschappen (n=7)
Leiden: Biology (n=175)
Groningen: Ecology and Evolution (n=48)
Groningen: Marine Biology (n=26)
Groningen: Medical Pharmaceutical Sciences (n=27)
Groningen: Medical and Pharmaceutical Drug (n=37)
Groningen: Biology (n=10)
Wageningen: Molecular Life Sciences (n=55)
Wageningen: Biology (n=133)
UvA: Biological Sciences (n=97)
UvA: Bioinformatics and Systems Biol (n=17)
VU: Ecology (n=14)
VU: Bioinformatics and Systems Biol (n=40)
Nijmegen: Molecular Life Sciences (n=9)
Nijmegen: Medical Biology (n=173)
Nijmegen: Biology (n=83)

Compared to Master program in faculty Beta

Faculty Beta

Physics (n=83)
Biologische Wetenschappen (n=7)
Pharmaceutical Sciences (n=4)
Mathematische Wetenschappen (n=48)
Chemische Wetenschappen (n=43)
Natuurwetenschappen en Bedrijf (n=50)
History and Philosophy of Science (n=26)
Information Science (n=84)
Applied Data Science (n=34)
Farmacie (n=136)
Informatica (n=69)
Artificial Intelligence (n=96)

Masterprogram 68713 BINN

Bio Inspired Innovation Biosciences

Content & organisation

2018	2021		Netherlands	Faculty
	3.58	Satisfied with content	◀3.97	◀4.05
	4.03	Up-to-date	4.01	3.99
	3.58	Quality materials	◀4.01	◀4.00
	3.52	Program level	◀4.03	◀4.03
	3.71	Work methods	3.77	3.79
	4.00	Can broaden/deepen	4.04	3.96
	3.35	Program coordination	3.49	3.48
	3.58	Challenging	◁3.90	◀3.96
	4.19	Shape your own program	4.06	3.90▷

Connection to practice

	3.21	Satisfied with practice	3.42	◁3.48
	3.36	Skills for practice	3.51	3.49
	3.82	Link to professionals	3.50▷	3.35▶

Teachers

	3.64	Satisfied with teachers	◀4.08	◁3.94
	4.46	Involvement	3.92▶	3.88▶
	3.61	Didactic skills	3.84	3.75
	3.89	Content expertise	◀4.47	◀4.43
	3.79	Practice knowledge	◁4.06	3.84
	4.00	Supportive	3.75▷	3.77▷
	4.00	Inspiring	3.79	3.65▶
	3.29	Understandable	◀4.00	◀3.88
	4.50	Encourage questions	4.16▷	4.10▶

Counseling

2018	2021		Netherlands	Faculty
	4.06	Satisfied with counseling	3.79	3.70▷
	4.00	Opportunity	3.87	3.93
	3.93	Quality	3.73	3.79

Assessment

	3.61	Satisfied with assessment	3.70	3.68
	3.93	Exam matches content	3.87	3.78
	3.14	Clear criteria	◀3.75	◀3.74
	3.50	Quality knowledge exam	◁3.81	◁3.79
	3.75	Quality practice exam	3.63	3.68
	3.86	Exam form follows content	3.81	3.79
	3.50	Feedback on exams	3.52	3.55

Engagement & contact

	4.39	Teachers reachable	4.08▶	4.17▷
	3.57	Feedback	3.71	3.73
	4.64	Feel safe	4.31▶	4.23▶
	4.25	Feel at home	3.90▷	3.84▶
	4.36	Feel inspired	4.06▶	3.95▶
	3.64	Regularly engaged	◁3.89	◁4.02
	4.00	Involved outside lessons	3.59▶	3.63▶
	4.04	Feedback appreciated	3.87	3.85
	4.32	Course evaluations	4.14	4.10▷

General

	3.42	Information	3.53	3.62
	3.73	Facilities	3.71	3.62
	3.10	Study pressure	3.28	3.42

"study pressure" is coded as: 1=too low, 3=good, 5=too high

Reaction of program management:
We zijn blij met de beoordelingen, waarin vooral de mogelijkheden binnen de opleiding, de aansluiting met de praktijk en de sfeer hoog worden gewaardeerd. Op inhoud en opzet kunnen we nog verder verbeteren, zoals bij de afstemming van de vakken. De komende tijd gaan we kijken hoe we dit kunnen aanpakken.

data analysis:
Jeroen Fokker - Departement Computer Science - Utrecht University
Hossein Al Mahmoudi - UBD Teaching Policy - Utrecht University

Master program 68713 BMOL

Molecular and Cellular Life Sciences

Biosciences

Nationale Studenten Enquete 2021

Universiteit Utrecht

2018	2021		Netherlands	Faculty
	3.84	Satisfied with program	3.81	3.85
	3.96	General skills	3.85	3.88
	3.85	Education feasibility	3.87	3.85
	4.11	Atmosphere	3.95 ▷	3.92 ▷
	4.06	Would choose again	3.90	4.01
	4.00	Content & organisation	3.92 ▷	3.89 ▶
	4.26	Connection to practice	3.51 ▶	3.42 ▶
	3.98	Teachers	4.00	3.91
	4.39	English	4.22 ▶	4.19 ▶
	3.68	Counseling	3.80	3.86
	3.78	Assessment	3.73	3.72
	4.01	Engagement & contact	3.95	3.95

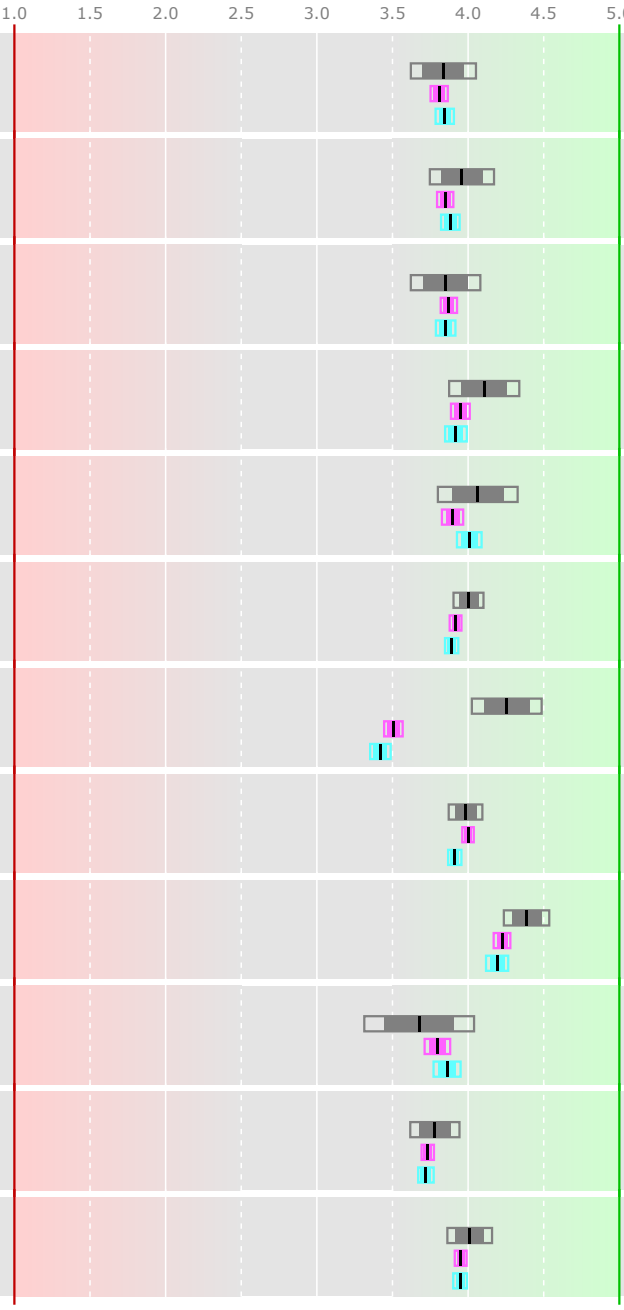

Response: 49 out of 151 = 32.5%

Compared to previous years

- program in 2018 (n=0)
- BMOL in 2021 (n=49)
- 95% confidence interval
- 80% confidence interval

The UU program in 2021 is...

- ▶ probably better
- ▷ possibly better
- ◁ possibly worse
- ◀ probably worse

...than the comparison group

Compared to similar programs in NL

Netherlands

Utrecht: Biologische Wetenschappen (n=7)
Leiden: Biology (n=175)
Groningen: Ecology and Evolution (n=48)
Groningen: Marine Biology (n=26)
Groningen: Medical Pharmaceutical Sciences (n=27)
Groningen: Medical and Pharmaceutical Drug (n=37)
Groningen: Biology (n=10)
Wageningen: Molecular Life Sciences (n=55)
Wageningen: Biology (n=133)
UvA: Biological Sciences (n=97)
UvA: Bioinformatics and Systems Biol (n=17)
VU: Ecology (n=14)
VU: Bioinformatics and Systems Biol (n=40)
Nijmegen: Molecular Life Sciences (n=9)
Nijmegen: Medical Biology (n=173)
Nijmegen: Biology (n=83)

Compared to Master program in faculty Beta

Faculty Beta

Physics (n=83)
Biologische Wetenschappen (n=7)
Pharmaceutical Sciences (n=4)
Mathematische Wetenschappen (n=48)
Chemische Wetenschappen (n=43)
Natuurwetenschappen en Bedrijf (n=50)
History and Philosophy of Science (n=26)
Information Science (n=84)
Applied Data Science (n=34)
Farmacie (n=136)
Informatica (n=69)
Artificial Intelligence (n=96)

Masterprogram 68713 BMOL

Molecular and Cellular Life Sciences Biosciences

Content & organisation

2018	2021		Netherlands	Faculty
	3.90	Satisfied with content	3.97	◁4.05
	4.21	Up-to-date	4.01▶	3.99▶
	4.28	Quality materials	4.01▶	4.00▶
	4.11	Program level	4.03	4.03
	4.06	Work methods	3.77▶	3.79▶
	4.17	Can broaden/deepen	4.04	3.96▷
	3.17	Program coordination	◀3.49	◀3.48
	3.74	Challenging	◁3.90	◀3.96
	4.28	Shape your own program	4.06▷	3.90▶

Connection to practice

	3.86	Satisfied with practice	3.42▶	3.48▶
	4.22	Skills for practice	3.51▶	3.49▶
	4.29	Link to professionals	3.50▶	3.35▶

Teachers

	4.27	Satisfied with teachers	4.08▶	3.94▶
	3.95	Involvement	3.92	3.88
	3.70	Didactic skills	◁3.84	3.75
	4.57	Content expertise	4.47	4.43▷
	4.25	Practice knowledge	4.06▷	3.84▶
	3.73	Supportive	3.75	3.77
	3.89	Inspiring	3.79	3.65▶
	3.91	Understandable	4.00	3.88
	3.86	Encourage questions	◀4.16	◀4.10

Counseling

2018	2021		Netherlands	Faculty
	3.44	Satisfied with counseling	◁3.79	3.70
	3.71	Opportunity	3.87	3.93
	3.65	Quality	3.73	3.79

Assessment

	3.72	Satisfied with assessment	3.70	3.68
	3.89	Exam matches content	3.87	3.78
	3.77	Clear criteria	3.75	3.74
	3.80	Quality knowledge exam	3.81	3.79
	3.82	Quality practice exam	3.63▶	3.68▷
	3.93	Exam form follows content	3.81	3.79▷
	3.48	Feedback on exams	3.52	3.55

Engagement & contact

	4.33	Teachers reachable	4.08▶	4.17▷
	3.81	Feedback	3.71	3.73
	4.21	Feel safe	4.31	4.23
	3.93	Feel at home	3.90	3.84
	4.00	Feel inspired	4.06	3.95
	3.90	Regularly engaged	3.89	4.02
	3.48	Involved outside lessons	3.59	3.63
	4.07	Feedback appreciated	3.87▷	3.85▷
	4.33	Course evaluations	4.14▷	4.10▶

General

	3.51	Information	3.53	3.62
	3.86	Facilities	3.71▷	3.62▶
	3.21	Study pressure	3.28	3.42

"study pressure" is coded as: 1=too low, 3=good, 5=too high

Reaction of program management:
We zijn blij met de beoordelingen, waarin vooral de mogelijkheden binnen de opleiding, de aansluiting met de praktijk en de sfeer hoog worden gewaardeerd. Op inhoud en opzet kunnen we nog verder verbeteren, zoals bij de afstemming van de vakken. De komende tijd gaan we kijken hoe we dit kunnen aanpakken.

data analysis:
Jeroen Fokker - Departement Computer Science - Utrecht University
Hossein Al Mahmoudi - UBD Teaching Policy - Utrecht University

Master program 68713 DINN

Drug Innovation

Biosciences

Nationale Studenten Enquete 2021

Universiteit Utrecht

Response: 47 out of 120 = 39.2%

Compared to previous years

- program in 2018 (n=0)
- DINN in 2021 (n=47)
- 95% confidence interval
- 80% confidence interval

The UU program in 2021 is...

- ▶ probably better
- ▷ possibly better
- ◁ possibly worse
- ◀ probably worse

...than the comparison group

Compared to similar programs in NL

Netherlands

Utrecht: Biologische Wetenschappen (n=7)
Leiden: Biology (n=175)
Groningen: Ecology and Evolution (n=48)
Groningen: Marine Biology (n=26)
Groningen: Medical Pharmaceutical Sciences (n=27)
Groningen: Medical and Pharmaceutical Drug (n=37)
Groningen: Biology (n=10)
Wageningen: Molecular Life Sciences (n=55)
Wageningen: Biology (n=133)
UvA: Biological Sciences (n=97)
UvA: Bioinformatics and Systems Biol (n=17)
VU: Ecology (n=14)
VU: Bioinformatics and Systems Biol (n=40)
Nijmegen: Molecular Life Sciences (n=9)
Nijmegen: Medical Biology (n=173)
Nijmegen: Biology (n=83)

Compared to Master program in faculty Beta

Faculty Beta

Physics (n=83)
Biologische Wetenschappen (n=7)
Pharmaceutical Sciences (n=4)
Mathematische Wetenschappen (n=48)
Chemische Wetenschappen (n=43)
Natuurwetenschappen en Bedrijf (n=50)
History and Philosophy of Science (n=26)
Information Science (n=84)
Applied Data Science (n=34)
Farmacie (n=136)
Informatica (n=69)
Artificial Intelligence (n=96)

Masterprogram 68713 DINN

Drug Innovation Biosciences

Content & organisation

2018	2021		Netherlands	Faculty
	3.83	Satisfied with content	◁3.97	◀4.05
	4.20	Up-to-date	4.01▷	3.99▷
	3.95	Quality materials	4.01	4.00
	3.95	Program level	4.03	4.03
	3.86	Work methods	3.77	3.79
	4.23	Can broaden/deepen	4.04▷	3.96▶
	3.39	Program coordination	3.49	3.48
	3.68	Challenging	◁3.90	◀3.96
	4.55	Shape your own program	4.06▶	3.90▶

Connection to practice

	3.59	Satisfied with practice	3.42	3.48
	4.00	Skills for practice	3.51▶	3.49▶
	4.09	Link to professionals	3.50▶	3.35▶

Teachers

	4.04	Satisfied with teachers	4.08	3.94
	3.83	Involvement	3.92	3.88
	3.81	Didactic skills	3.84	3.75
	4.31	Content expertise	◁4.47	4.43
	4.17	Practice knowledge	4.06	3.84▶
	3.69	Supportive	3.75	3.77
	3.90	Inspiring	3.79	3.65▶
	3.81	Understandable	◁4.00	3.88
	4.10	Encourage questions	4.16	4.10

Counseling

2018	2021		Netherlands	Faculty
	3.60	Satisfied with counseling	3.79	3.70
	3.75	Opportunity	3.87	3.93
	3.50	Quality	◁3.73	◁3.79

Assessment

	3.80	Satisfied with assessment	3.70	3.68
	4.00	Exam matches content	3.87▷	3.78▶
	3.83	Clear criteria	3.75	3.74
	3.80	Quality knowledge exam	3.81	3.79
	3.90	Quality practice exam	3.63▶	3.68▶
	3.92	Exam form follows content	3.81	3.79
	3.62	Feedback on exams	3.52	3.55

Engagement & contact

	4.08	Teachers reachable	4.08	4.17
	3.69	Feedback	3.71	3.73
	4.21	Feel safe	4.31	4.23
	3.59	Feel at home	◁3.90	◁3.84
	4.05	Feel inspired	4.06	3.95
	4.03	Regularly engaged	3.89	4.02
	3.49	Involved outside lessons	3.59	3.63
	4.00	Feedback appreciated	3.87	3.85
	4.05	Course evaluations	4.14	4.10

General

	3.70	Information	3.53▷	3.62
	3.72	Facilities	3.71	3.62
	3.11	Study pressure	3.28	3.42

"study pressure" is coded as: 1=too low, 3=good, 5=too high

Reaction of program management:
We zijn blij met de beoordelingen, waarin vooral de mogelijkheden binnen de opleiding, de aansluiting met de praktijk en de sfeer hoog worden gewaardeerd. Op inhoud en opzet kunnen we nog verder verbeteren, zoals bij de afstemming van de vakken. De komende tijd gaan we kijken hoe we dit kunnen aanpakken.

data analysis:
Jeroen Fokker - Departement Computer Science - Utrecht University
Hossein Al Mahmoudi - UBD Teaching Policy - Utrecht University

Master program 68713 PLBI

Environmental Biology

Biosciences

Nationale Studenten Enquete 2021

Universiteit Utrecht

Response: 56 out of 147 = 38.1%

Compared to previous years

- program in 2018 (n=0)
- PLBI in 2021 (n=56)
- 95% confidence interval
- 80% confidence interval

The UU program in 2021 is...

- ▶ probably better
- ▷ possibly better
- ◁ possibly worse
- ◀ probably worse

...than the comparison group

Compared to similar programs in NL

Netherlands

Utrecht: Biologische Wetenschappen (n=7)
Leiden: Biology (n=175)
Groningen: Ecology and Evolution (n=48)
Groningen: Marine Biology (n=26)
Groningen: Medical Pharmaceutical Sciences (n=27)
Groningen: Medical and Pharmaceutical Drug (n=37)
Groningen: Biology (n=10)
Wageningen: Molecular Life Sciences (n=55)
Wageningen: Biology (n=133)
UvA: Biological Sciences (n=97)
UvA: Bioinformatics and Systems Biol (n=17)
VU: Ecology (n=14)
VU: Bioinformatics and Systems Biol (n=40)
Nijmegen: Molecular Life Sciences (n=9)
Nijmegen: Medical Biology (n=173)
Nijmegen: Biology (n=83)

Compared to Master program in faculty Beta

Faculty Beta

Physics (n=83)
Biologische Wetenschappen (n=7)
Pharmaceutical Sciences (n=4)
Mathematische Wetenschappen (n=48)
Chemische Wetenschappen (n=43)
Natuurwetenschappen en Bedrijf (n=50)
History and Philosophy of Science (n=26)
Information Science (n=84)
Applied Data Science (n=34)
Farmacie (n=136)
Informatica (n=69)
Artificial Intelligence (n=96)

Masterprogram 68713 PLBI

Environmental Biology Biosciences

Content & organisation

2018	2021		Netherlands	Faculty
	3.84	Satisfied with content	3.97	◁4.05
	3.76	Up-to-date	◀4.01	◁3.99
	3.96	Quality materials	4.01	4.00
	4.11	Program level	4.03	4.03
	4.02	Work methods	3.77▶	3.79▶
	4.09	Can broaden/deepen	4.04	3.96
	3.32	Program coordination	◁3.49	3.48
	3.85	Challenging	3.90	3.96
	4.45	Shape your own program	4.06▶	3.90▶

Connection to practice

	3.45	Satisfied with practice	3.42	3.48
	3.49	Skills for practice	3.51	3.49
	3.73	Link to professionals	3.50▷	3.35▶

Teachers

	4.22	Satisfied with teachers	4.08▷	3.94▶
	4.14	Involvement	3.92▷	3.88▶
	4.08	Didactic skills	3.84▶	3.75▶
	4.51	Content expertise	4.47	4.43
	4.20	Practice knowledge	4.06	3.84▶
	3.88	Supportive	3.75	3.77
	3.98	Inspiring	3.79▷	3.65▶
	4.14	Understandable	4.00▷	3.88▶
	4.12	Encourage questions	4.16	4.10

Counseling

2018	2021		Netherlands	Faculty
	3.80	Satisfied with counseling	3.79	3.70
	4.00	Opportunity	3.87	3.93
	3.94	Quality	3.73	3.79

Assessment

	3.96	Satisfied with assessment	3.70▶	3.68▶
	4.08	Exam matches content	3.87▶	3.78▶
	3.94	Clear criteria	3.75▷	3.74▷
	3.98	Quality knowledge exam	3.81▷	3.79▷
	3.90	Quality practice exam	3.63▶	3.68▶
	4.04	Exam form follows content	3.81▶	3.79▶
	4.14	Feedback on exams	3.52▶	3.55▶

Engagement & contact

	4.32	Teachers reachable	4.08▶	4.17
	4.12	Feedback	3.71▶	3.73▶
	4.30	Feel safe	4.31	4.23
	3.82	Feel at home	3.90	3.84
	4.18	Feel inspired	4.06	3.95▷
	3.90	Regularly engaged	3.89	4.02
	3.66	Involved outside lessons	3.59	3.63
	3.82	Feedback appreciated	3.87	3.85
	4.14	Course evaluations	4.14	4.10

General

	3.62	Information	3.53	3.62
	3.60	Facilities	3.71	3.62
	3.19	Study pressure	3.28	3.42

"study pressure" is coded as: 1=too low, 3=good, 5=too high

Reaction of program management:
We zijn blij met de beoordelingen, waarin vooral de mogelijkheden binnen de opleiding, de aansluiting met de praktijk en de sfeer hoog worden gewaardeerd. Op inhoud en opzet kunnen we nog verder verbeteren, zoals bij de afstemming van de vakken. De komende tijd gaan we kijken hoe we dit kunnen aanpakken.

data analysis:
Jeroen Fokker - Departement Computer Science - Utrecht University
Hossein Al Mahmoudi - UBD Teaching Policy - Utrecht University

Master program 75054

Master in Health Sciences

Nationale Studenten Enquete 2021

Universiteit Utrecht

2018	2021		Netherlands	Faculty
4.00	**4.00**	Satisfied with program	3.93	4.06
◀ 4.30	**3.69**	General skills	◀ 4.07	◀ 4.13
4.11	**4.12**	Education feasibility	3.93 ▷	3.89 ▶
4.00	**3.60**	Atmosphere	◀ 4.01	◀ 4.08
4.44	**4.28**	Would choose again	4.08 ▷	4.23
◁ 4.24	**3.92**	Content & organisation	4.01	3.92
◁ 4.21	**3.60**	Connection to practice	◁ 3.90	◀ 4.08
4.29	**4.10**	Teachers	4.03	4.03
4.00 ▷	**4.33**	English	4.21	3.99 ▶
◁ 3.67	**2.93**	Counseling	◁ 3.89	◁ 3.88
4.00	**3.85**	Assessment	3.71	3.66 ▷
	3.95	Engagement & contact	3.99	3.98

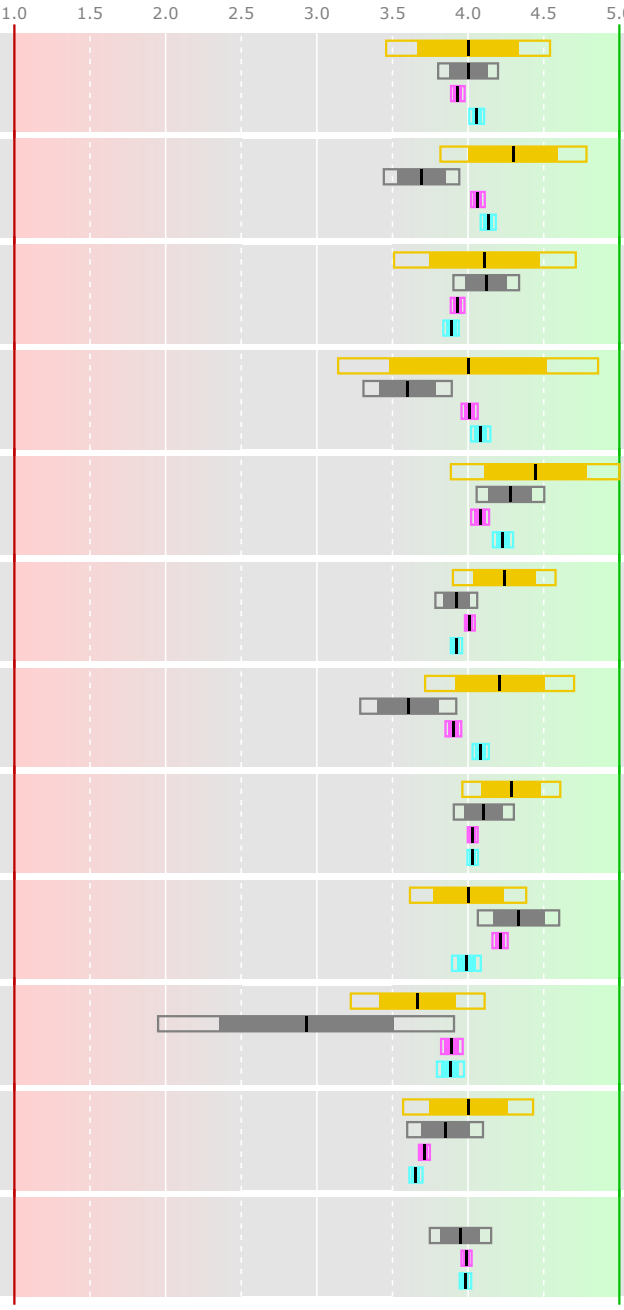

Response: 26 out of 162 = 16.0%

Compared to previous years

program in 2018 (n=12)
program in 2021 (n=26)
95% confidence interval
80% confidence interval

The UU program in 2021 is...
▶ probably better
▷ possibly better
◁ possibly worse
◀ probably worse
...than the comparison group

Compared to similar programs in NL

Netherlands

Utrecht: Neuroscience and Cognition (n=58)
Utrecht: Biomedical Sciences (n=231)
Leiden: Biomedical Sciences (n=122)
Groningen: Biomedical Sciences (n=103)
UvA: Biomedical Sciences (n=174)
VU: Oncology (n=39)
VU: Biomedical Sciences (n=35)
Nijmegen: Biomedical Sciences (n=144)
Limburg: Biomedical Sciences (n=111)

Compared to Master program in faculty GNK

Faculty GNK

Geneeskunde (n=331)
Klinische Gezondheidswetenschappen (n=78)
Geneeskunde, klinisch onderzoeker (n=81)
Biomedical Sciences (n=231)

Masterprogram 75054

Master in Health Sciences

Content & organisation

2018	2021		Netherlands	Faculty
4.30	**4.23**	Satisfied with content	4.09	4.19
◁4.33	**3.88**	Up-to-date	◁4.16	4.01
4.11	**4.00**	Quality materials	4.05	4.05
4.22	**4.00**	Program level	◁4.14	◁4.17
◁4.44	**4.04**	Work methods	3.88▷	3.98
4.00	**3.83**	Can broaden/deepen	◁4.06	3.82
	3.83	Program coordination	3.59▷	3.80
4.11	**3.96**	Challenging	3.99	3.95
4.22	**3.83**	Shape your own program	◀4.22	3.61

Connection to practice

3.60	**3.56**	Satisfied with practice	3.64	◁3.81
◁4.25	**3.79**	Skills for practice	3.82	◁4.06
◁4.12	**3.42**	Link to professionals	◀3.98	◀4.11

Teachers

4.40	**4.12**	Satisfied with teachers	4.10	4.13
◁4.44	**3.96**	Involvement	3.86	3.81
4.12	**4.00**	Didactic skills	3.85	3.82▷
4.67	**4.54**	Content expertise	4.47	4.46
4.33	**4.25**	Practice knowledge	4.28	◁4.43
4.22	**4.08**	Supportive	3.78▶	3.79▶
◁4.33	**3.88**	Inspiring	3.83	3.85
	4.08	Understandable	4.01	4.04
	4.04	Encourage questions	4.17	4.05

Counseling

2018	2021		Netherlands	Faculty
◀4.30	**3.29**	Satisfied with counseling	◁3.81	◁3.85
◁3.71	**2.86**	Opportunity	◀3.96	◀3.94
3.67	**3.00**	Quality	◁3.83	◁3.82

Assessment

3.80	**3.84**	Satisfied with assessment	3.70	3.61▷
4.11	**3.92**	Exam matches content	3.84	3.69▷
4.00	**3.92**	Clear criteria	3.75	3.67▷
4.00	**3.96**	Quality knowledge exam	3.81	3.66▷
3.89	**3.65**	Quality practice exam	3.63	3.72
	3.91	Exam form follows content	3.82	3.76
4.11	**3.74**	Feedback on exams	3.41▷	3.44▷

Engagement & contact

4.25	**4.09**	Teachers reachable	4.06	3.96
	3.95	Feedback	3.63▶	3.60▶
	4.09	Feel safe	4.29	4.13
	3.86	Feel at home	3.94	4.03
	3.95	Feel inspired	4.10	4.13
	4.14	Regularly engaged	4.09	4.09
	3.68	Involved outside lessons	3.68	3.85
	3.82	Feedback appreciated	3.93	3.87
3.29▷	**3.95**	Course evaluations	◁4.17	◁4.19

General

3.30	**3.56**	Information	3.65	◁3.82
3.60	**3.64**	Facilities	3.64	◁3.86
	3.21	Study pressure	3.32	3.35

"study pressure" is coded as: 1=too low, 3=good, 5=too high

data analysis:
Jeroen Fokker - Departement Computer Science - Utrecht University
Hossein Al Mahmoudi - UBD Teaching Policy - Utrecht University

Master program 75057

Bestuurs- en Organisatiewetenschap (deeltijd)

Nationale Studenten Enquete 2021

Universiteit Utrecht

2018	2021		Netherlands	Faculty
◁ 4.40	**3.88**	Satisfied with program	3.83	3.89
4.00	**3.88**	General skills	3.74	3.90
◁ 4.60	**3.88**	Education feasibility	3.80	3.78
◀ 4.83	**4.04**	Atmosphere	3.87	3.95
◀ 5.00	**4.12**	Would choose again	3.82 ▷	3.95
◁ 4.26	**3.90**	Content & organisation	3.77 ▷	3.88
	3.66	Connection to practice	3.30 ▶	3.32 ▶
4.25	**4.05**	Teachers	3.94	4.01
◁ 4.00	**3.50**	English	◀ 4.16	◀ 4.22
◁ 4.67	**3.93**	Counseling	3.73	3.85
3.88	**3.77**	Assessment	3.60	3.64
	4.10	Engagement & contact	3.86 ▷	3.97

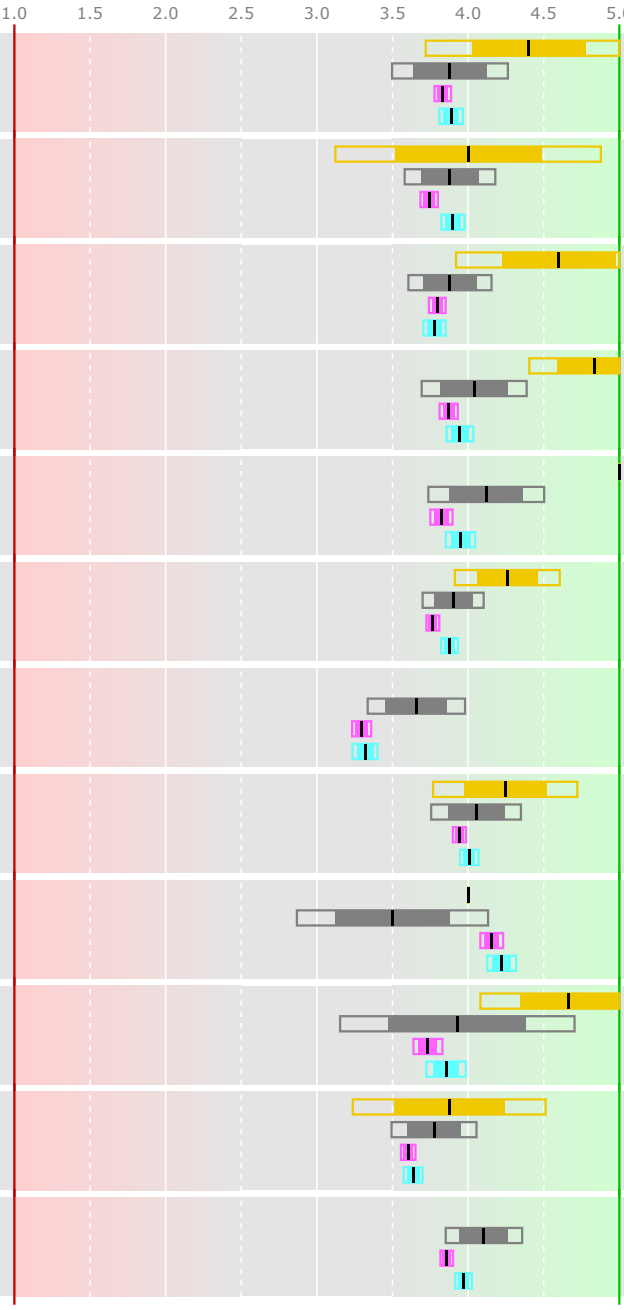

Response: 25 out of 141 = 17.7%

Compared to previous years

- program in 2018 (n=5)
- program in 2021 (n=25)
- 95% confidence interval
- 80% confidence interval

The UU program in 2021 is...

- ▶ probably better
- ▷ possibly better
- ◁ possibly worse
- ◀ probably worse

...than the comparison group

Compared to similar programs in NL

Netherlands

Utrecht: Research in Public Administrati (n=8)
Utrecht: Bestuurs- en Organisatiewetensc (n=94)
Leiden: Public Administration (n=136)
Leiden: Management Publieke Sector (n=61)
Leiden: Crisis and Security Management (n=160)
Rotterdam: Public Administration (n=168)
Rotterdam: International Public Management (n=53)
Twente: Public Administration (n=18)
Maastricht: Public Policy and Human Develop (n=89)
VU: Bestuurskunde (n=52)
Nijmegen: Bestuurskunde (n=59)
Tilburg: Bestuurskunde (n=28)

Compared to Master program in faculty REBO

Faculty REBO

Economics of Competition and Regulation (n=3)
Economics of Public Policy and Manageme (n=20)
Research in Public Administration and O (n=8)
Bestuurs- en Organisatiewetenschap (n=94)
European Law (n=44)
International Economics and Business (n=111)
Recht en onderneming (n=21)
Law and Economics (n=15)
Legal Research (research) (n=12)
Public International Law (n=52)
Multidisciplinary Economics (research) (n=10)
Nederlands Recht (n=80)
Criminologie (n=36)
Notarieel Recht (n=11)

Masterprogram 75057

Bestuurs- en Organisatiewetenschap (deeltijd)

Content & organisation

2018	2021		Netherlands	Faculty
◁4.67	**4.20**	Satisfied with content	3.94▷	4.03
4.25	**4.40**	Up-to-date	4.17▷	4.11▷
3.83	**3.84**	Quality materials	3.96	4.02
4.60	**4.24**	Program level	3.91▶	4.01▷
◁4.00	**3.44**	Work methods	3.65	◁3.77
◁4.33	**3.88**	Can broaden/deepen	3.69▷	3.95
	3.88	Program coordination	3.63▷	3.71
◁4.67	**4.04**	Challenging	3.85	3.95
4.20	**3.54**	Shape your own program	3.28▷	3.49

Connection to practice

4.17		Satisfied with practice	3.41	3.47
	3.89	Skills for practice	3.34▶	3.43▶
	3.42	Link to professionals	3.25	3.21

Teachers

◁4.67	**4.12**	Satisfied with teachers	4.00	4.04
4.00	**3.95**	Involvement	3.86	3.99
4.17	**3.79**	Didactic skills	3.89	3.97
4.67	**4.37**	Content expertise	4.40	4.38
◀5.00	**4.05**	Practice knowledge	3.91	3.95
4.33	**3.84**	Supportive	3.73	3.85
4.33	**4.21**	Inspiring	3.64▶	3.72▶
	4.11	Understandable	3.98	4.02
	4.11	Encourage questions	4.14	4.18

Counseling

2018	2021		Netherlands	Faculty
4.17	**4.20**	Satisfied with counseling	3.68▷	3.77▷
◁4.60	**3.86**	Opportunity	3.76	3.88
4.60	**4.00**	Quality	3.71	3.83

Assessment

3.50	**3.64**	Satisfied with assessment	3.63	3.51
◁4.17	**3.82**	Exam matches content	3.76	3.71
3.67	**3.65**	Clear criteria	3.59	3.57
4.00	**3.94**	Quality knowledge exam	3.70▷	3.70▷
3.67	**3.53**	Quality practice exam	3.54	3.59
	3.94	Exam form follows content	3.74	3.74
3.67	**3.76**	Feedback on exams	3.29▷	3.51

Engagement & contact

3.83	**4.24**	Teachers reachable	4.04	4.21
	3.94	Feedback	3.51▷	3.71
	4.24	Feel safe	4.20	4.18
	4.24	Feel at home	3.75▶	3.81▶
	4.47	Feel inspired	3.84▶	3.95▶
	4.24	Regularly engaged	4.04▷	4.12
	4.24	Involved outside lessons	3.69▶	3.67▶
	3.71	Feedback appreciated	3.72	3.94
4.00	**3.65**	Course evaluations	◁3.94	◀4.16

General

4.17	**3.92**	Information	3.78	3.83
◀4.67	**3.32**	Facilities	3.50	3.35
	3.41	Study pressure	3.36	3.55

"study pressure" is coded as: 1=too low, 3=good, 5=too high

data analysis:
Jeroen Fokker - Departement Computer Science - Utrecht University
Hossein Al Mahmoudi - UBD Teaching Policy - Utrecht University

Master program 75057 BBPR

Nationale Studenten Enquete 2021

Bestuur en Beleid voor professionals

Bestuurs- en Organisatiewetenschap (deeltijd)

Universiteit Utrecht

2018	2021		Netherlands	Faculty
4.40	**4.25**	Satisfied with program	3.83 ▷	3.89 ▷
4.00	**4.00**	General skills	3.74	3.90
◁ 4.60	**3.88**	Education feasibility	3.80	3.78
◀ 4.83	**4.00**	Atmosphere	3.87	3.95
◁ 5.00	**4.00**	Would choose again	3.82	3.95
4.26	**4.03**	Content & organisation	3.77 ▷	3.88
	3.30	Connection to practice	3.30	3.32
4.25	**3.98**	Teachers	3.94	4.01
4.00	**3.50**	English	4.16	4.22
◀ 4.67	**3.00**	Counseling	◀ 3.73	◀ 3.85
3.88	**3.96**	Assessment	3.60	3.64
	4.11	Engagement & contact	3.86	3.97

Response: 8 out of 17 = 47.1%

Compared to previous years

- program in 2018 (n=5)
- BBPR in 2021 (n=8)
- 95% confidence interval
- 80% confidence interval

The UU program in 2021 is...

- ▶ probably better
- ▷ possibly better
- ◁ possibly worse
- ◀ probably worse

...than the comparison group

Compared to similar programs in NL

Netherlands

Utrecht: Research in Public Administrati (n=8)
Utrecht: Bestuurs- en Organisatiewetensc (n=94)
Leiden: Public Administration (n=136)
Leiden: Management Publieke Sector (n=61)
Leiden: Crisis and Security Management (n=160)
Rotterdam: Public Administration (n=168)
Rotterdam: International Public Management (n=53)
Twente: Public Administration (n=18)
Maastricht: Public Policy and Human Develop (n=89)
VU: Bestuurskunde (n=52)
Nijmegen: Bestuurskunde (n=59)
Tilburg: Bestuurskunde (n=28)

Compared to Master program in faculty REBO

Faculty REBO

Economics of Competition and Regulation (n=3)
Economics of Public Policy and Manageme (n=20)
Research in Public Administration and O (n=8)
Bestuurs- en Organisatiewetenschap (n=94)
European Law (n=44)
International Economics and Business (n=111)
Recht en onderneming (n=21)
Law and Economics (n=15)
Legal Research (research) (n=12)
Public International Law (n=52)
Multidisciplinary Economics (research) (n=10)
Nederlands Recht (n=80)
Criminologie (n=36)
Notarieel Recht (n=11)

Masterprogram 75057 BBPR

Bestuur en Beleid voor professionals Bestuurs- en Organisatiewetenschap (deeltijd)

Content & organisation

2018	2021		Netherlands	Faculty
4.67	**4.38**	Satisfied with content	3.94 ▷	4.03 ▷
4.25	**4.50**	Up-to-date	4.17 ▷	4.11 ▷
3.83	**4.00**	Quality materials	3.96	4.02
4.60	**4.12**	Program level	3.91	4.01
4.00	**3.75**	Work methods	3.65	3.77
◁ 4.33	**3.75**	Can broaden/deepen	3.69	3.95
	4.12	Program coordination	3.63 ▷	3.71 ▷
◁ 4.67	**4.00**	Challenging	3.85	3.95
4.20	**4.00**	Shape your own program	3.28 ▶	3.49 ▷

Connection to practice

4.17		Satisfied with practice	3.41	3.47
	3.80	Skills for practice	3.34	3.43
	2.80	Link to professionals	3.25	3.21

Teachers

◁ 4.67	**4.12**	Satisfied with teachers	4.00	4.04
4.00	**4.00**	Involvement	3.86	3.99
4.17	**3.80**	Didactic skills	3.89	3.97
◁ 4.67	**4.20**	Content expertise	4.40	4.38
◀ 5.00	**4.20**	Practice knowledge	3.91	3.95
4.33	**4.00**	Supportive	3.73	3.85
4.33	**4.00**	Inspiring	3.64	3.72
	3.80	Understandable	3.98	4.02
	3.80	Encourage questions	4.14	4.18

Counseling

2018	2021		Netherlands	Faculty
4.17	**4.00**	Satisfied with counseling	3.68	3.77
◀ 4.60	**3.00**	Opportunity	◀ 3.76	◀ 3.88
◀ 4.60	**3.00**	Quality	◀ 3.71	◀ 3.83

Assessment

3.50	**3.62**	Satisfied with assessment	3.63	3.51
4.17	**4.00**	Exam matches content	3.76	3.71
3.67	**4.00**	Clear criteria	3.59	3.57
4.00	**4.00**	Quality knowledge exam	3.70	3.70
3.67	**3.75**	Quality practice exam	3.54	3.59
	4.25	Exam form follows content	3.74 ▷	3.74 ▷
3.67	**3.75**	Feedback on exams	3.29	3.51

Engagement & contact

3.83	**4.25**	Teachers reachable	4.04	4.21
	3.75	Feedback	3.51	3.71
	4.50	Feel safe	4.20	4.18
	4.25	Feel at home	3.75	3.81
	4.50	Feel inspired	3.84 ▷	3.95 ▷
	4.25	Regularly engaged	4.04	4.12
	4.00	Involved outside lessons	3.69 ▶	3.67 ▶
	3.75	Feedback appreciated	3.72	3.94
4.00	**3.75**	Course evaluations	3.94	4.16

General

4.17	**4.00**	Information	3.78	3.83
◀ 4.67	**3.50**	Facilities	3.50	3.35
	3.14	Study pressure	3.36	3.55

"study pressure" is coded as: 1=too low, 3=good, 5=too high

data analysis:
Jeroen Fokker - Departement Computer Science - Utrecht University
Hossein Al Mahmoudi - UBD Teaching Policy - Utrecht University

Master program 75057 BOWM

Nationale Studenten Enquete 2021

Bestuurs- en organisatiewetenschap

Bestuurs- en Organisatiewetenschap (deeltijd)

Universiteit Utrecht

2018	2021		Netherlands	Faculty
◁ 4.40	**3.17**	Satisfied with program	3.83	3.89
4.00	**4.00**	General skills	3.74	3.90
◁ 4.60	**4.00**	Education feasibility	3.80	3.78
4.83	**4.50**	Atmosphere	3.87 ▶	3.95 ▷
◁ 5.00	**3.83**	Would choose again	3.82	3.95
◁ 4.26	**3.81**	Content & organisation	3.77	3.88
	3.90	Connection to practice	3.30	3.32
4.25	**4.12**	Teachers	3.94	4.01
◀ 4.00	**3.00**	English	◀ 4.16	◀ 4.22
◁ 4.67	**4.00**	Counseling	3.73 ▷	3.85
3.88	**3.63**	Assessment	3.60	3.64
	4.11	Engagement & contact	3.86	3.97

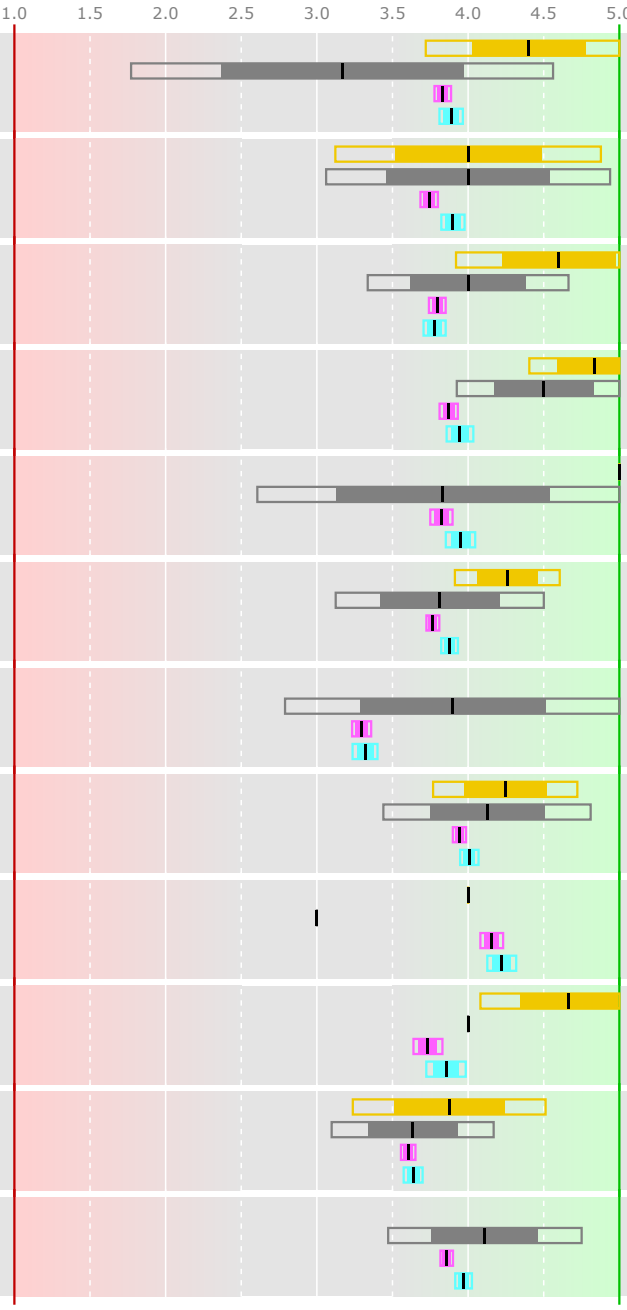

Response: 6 out of 84 = 7.1%

Compared to previous years

- program in 2018 (n=5)
- BOWM in 2021 (n=6)
- 95% confidence interval
- 80% confidence interval

The UU program in 2021 is...

- ▶ probably better
- ▷ possibly better
- ◁ possibly worse
- ◀ probably worse

...than the comparison group

Compared to similar programs in NL

Netherlands

Utrecht: Research in Public Administrati (n=8)
Utrecht: Bestuurs- en Organisatiewetensc (n=94)
Leiden: Public Administration (n=136)
Leiden: Management Publieke Sector (n=61)
Leiden: Crisis and Security Management (n=160)
Rotterdam: Public Administration (n=168)
Rotterdam: International Public Management (n=53)
Twente: Public Administration (n=18)
Maastricht: Public Policy and Human Develop (n=89)
VU: Bestuurskunde (n=52)
Nijmegen: Bestuurskunde (n=59)
Tilburg: Bestuurskunde (n=28)

Compared to Master program in faculty REBO

Faculty REBO

Economics of Competition and Regulation (n=3)
Economics of Public Policy and Manageme (n=20)
Research in Public Administration and O (n=8)
Bestuurs- en Organisatiewetenschap (n=94)
European Law (n=44)
International Economics and Business (n=111)
Recht en onderneming (n=21)
Law and Economics (n=15)
Legal Research (research) (n=12)
Public International Law (n=52)
Multidisciplinary Economics (research) (n=10)
Nederlands Recht (n=80)
Criminologie (n=36)
Notarieel Recht (n=11)

Masterprogram 75057 BOWM

Bestuurs- en organisatiewetenschap
Bestuurs- en Organisatiewetenschap (deeltijd)

Content & organisation

2018	2021		Netherlands	Faculty
4.67	**4.00**	Satisfied with content	3.94	4.03
4.25	**4.00**	Up-to-date	4.17	4.11
3.83	**4.00**	Quality materials	3.96	4.02
◁4.60	**4.00**	Program level	3.91	4.01
◁4.00	**3.17**	Work methods	◁3.65	◁3.77
4.33	**4.17**	Can broaden/deepen	3.69▷	3.95
	3.83	Program coordination	3.63	3.71
◁4.67	**4.00**	Challenging	3.85	3.95
4.20	**3.33**	Shape your own program	3.28	3.49

Connection to practice

4.17		Satisfied with practice	3.41	3.47
	3.80	Skills for practice	3.34	3.43
	4.00	Link to professionals	3.25▷	3.21▷

Teachers

◁4.67	**4.00**	Satisfied with teachers	4.00	4.04
4.00	**4.20**	Involvement	3.86	3.99
4.17	**3.40**	Didactic skills	3.89	3.97
4.67	**4.80**	Content expertise	4.40▷	4.38▷
◁5.00	**3.80**	Practice knowledge	3.91	3.95
4.33	**3.60**	Supportive	3.73	3.85
4.33	**4.40**	Inspiring	3.64▶	3.72▷
	4.40	Understandable	3.98▷	4.02▷
	4.40	Encourage questions	4.14	4.18

Counseling

2018	2021		Netherlands	Faculty
4.17	**4.00**	Satisfied with counseling	3.68▷	3.77
4.60	**4.00**	Opportunity	3.76▷	3.88
4.60	**4.00**	Quality	3.71▷	3.83

Assessment

3.50	**3.50**	Satisfied with assessment	3.63	3.51
4.17	**3.80**	Exam matches content	3.76	3.71
3.67	**3.20**	Clear criteria	3.59	3.57
4.00	**3.80**	Quality knowledge exam	3.70	3.70
3.67	**3.20**	Quality practice exam	3.54	3.59
	4.20	Exam form follows content	3.74▷	3.74▷
3.67	**3.60**	Feedback on exams	3.29	3.51

Engagement & contact

3.83	**4.40**	Teachers reachable	4.04	4.21
	3.80	Feedback	3.51	3.71
	4.40	Feel safe	4.20	4.18
	4.20	Feel at home	3.75	3.81
	4.60	Feel inspired	3.84▶	3.95▷
	4.00	Regularly engaged	4.04	4.12
	4.40	Involved outside lessons	3.69▶	3.67▶
	3.60	Feedback appreciated	3.72	3.94
4.00	**3.60**	Course evaluations	3.94	4.16

General

4.17	**3.83**	Information	3.78	3.83
◀4.67	**3.50**	Facilities	3.50	3.35
	3.50	Study pressure	3.36	3.55

"study pressure" is coded as: 1=too low, 3=good, 5=too high

data analysis:
Jeroen Fokker - Departement Computer Science - Utrecht University
Hossein Al Mahmoudi - UBD Teaching Policy - Utrecht University

Master program 75057 MVPV

Nationale Studenten Enquete 2021

Management van Publieke Vraagstukken

Bestuurs- en Organisatiewetenschap (deeltijd)

Universiteit Utrecht

2018	2021		Netherlands	Faculty
◁ 4.40	**3.89**	Satisfied with program	3.83	3.89
4.00	**3.67**	General skills	3.74	3.90
◀ 4.60	**3.78**	Education feasibility	3.80	3.78
◁ 4.83	**3.89**	Atmosphere	3.87	3.95
◀ 5.00	**4.22**	Would choose again	3.82 ▶	3.95 ▷
◁ 4.26	**3.82**	Content & organisation	3.77	3.88
	3.75	Connection to practice	3.30 ▶	3.32 ▷
4.25	**3.95**	Teachers	3.94	4.01
4.00	**3.60**	English	4.16	◁ 4.22
4.67	**3.83**	Counseling	3.73	3.85
3.88	**3.76**	Assessment	3.60	3.64
	4.00	Engagement & contact	3.86	3.97

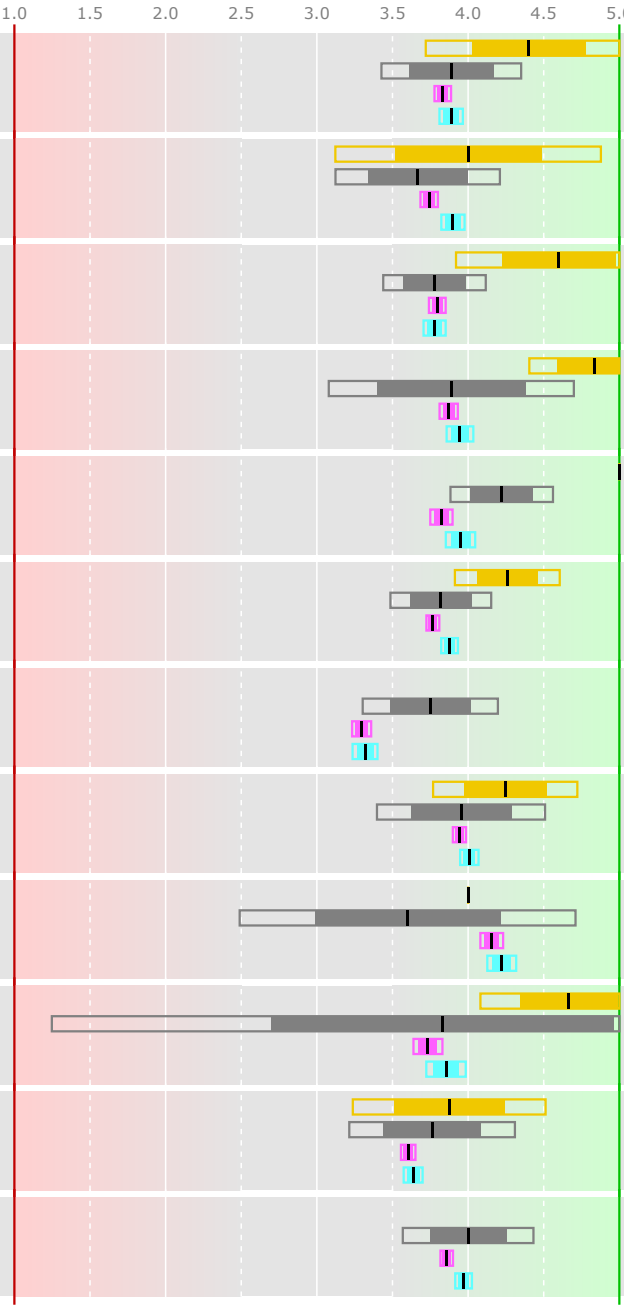

Response: 9 out of 18 = 50.0%

Compared to previous years

- program in 2018 (n=5)
- MVPV in 2021 (n=9)
- 95% confidence interval
- 80% confidence interval

The UU program in 2021 is...

- ▶ probably better
- ▷ possibly better
- ◁ possibly worse
- ◀ probably worse

...than the comparison group

Compared to similar programs in NL

Netherlands

Utrecht: Research in Public Administrati (n=8)
Utrecht: Bestuurs- en Organisatiewetensc (n=94)
Leiden: Public Administration (n=136)
Leiden: Management Publieke Sector (n=61)
Leiden: Crisis and Security Management (n=160)
Rotterdam: Public Administration (n=168)
Rotterdam: International Public Management (n=53)
Twente: Public Administration (n=18)
Maastricht: Public Policy and Human Develop (n=89)
VU: Bestuurskunde (n=52)
Nijmegen: Bestuurskunde (n=59)
Tilburg: Bestuurskunde (n=28)

Compared to Master program in faculty REBO

Faculty REBO

Economics of Competition and Regulation (n=3)
Economics of Public Policy and Manageme (n=20)
Research in Public Administration and O (n=8)
Bestuurs- en Organisatiewetenschap (n=94)
European Law (n=44)
International Economics and Business (n=111)
Recht en onderneming (n=21)
Law and Economics (n=15)
Legal Research (research) (n=12)
Public International Law (n=52)
Multidisciplinary Economics (research) (n=10)
Nederlands Recht (n=80)
Criminologie (n=36)
Notarieel Recht (n=11)

Masterprogram 75057 MVPV

Management van Publieke Vraagstukken Bestuurs- en Organisatiewetenschap (deeltijd)

Content & organisation

2018	2021		Netherlands	Faculty
◁4.67	**4.00**	Satisfied with content	3.94	4.03
4.25	**4.56**	Up-to-date	4.17▷	4.11▶
3.83	**3.44**	Quality materials	◁3.96	◁4.02
4.60	**4.33**	Program level	3.91▶	4.01▷
4.00	**3.44**	Work methods	3.65	3.77
◁4.33	**3.89**	Can broaden/deepen	3.69	3.95
	3.56	Program coordination	3.63	3.71
◁4.67	**4.00**	Challenging	3.85	3.95
◁4.20	**3.33**	Shape your own program	3.28	3.49

Connection to practice

4.17		Satisfied with practice	3.41	3.47
	4.00	Skills for practice	3.34▶	3.43▷
	3.50	Link to professionals	3.25	3.21▷

Teachers

◁4.67	**4.11**	Satisfied with teachers	4.00	4.04
4.00	**3.62**	Involvement	3.86	3.99
4.17	**3.88**	Didactic skills	3.89	3.97
◁4.67	**4.12**	Content expertise	4.40	4.38
◀5.00	**4.00**	Practice knowledge	3.91	3.95
4.33	**3.75**	Supportive	3.73	3.85
4.33	**4.12**	Inspiring	3.64▷	3.72
	4.00	Understandable	3.98	4.02
	4.12	Encourage questions	4.14	4.18

Counseling

2018	2021		Netherlands	Faculty
4.17	**4.25**	Satisfied with counseling	3.68	3.77
4.60	**3.67**	Opportunity	3.76	3.88
4.60	**4.00**	Quality	3.71	3.83

Assessment

3.50	**3.56**	Satisfied with assessment	3.63	3.51
◁4.17	**3.71**	Exam matches content	3.76	3.71
3.67	**3.71**	Clear criteria	3.59	3.57
4.00	**4.00**	Quality knowledge exam	3.70	3.70
3.67	**3.71**	Quality practice exam	3.54	3.59
	3.57	Exam form follows content	3.74	3.74
3.67	**3.86**	Feedback on exams	3.29▷	3.51

Engagement & contact

3.83	**4.00**	Teachers reachable	4.04	4.21
	4.00	Feedback	3.51▷	3.71
	3.86	Feel safe	4.20	4.18
	4.14	Feel at home	3.75▶	3.81▷
	4.29	Feel inspired	3.84▷	3.95▷
	4.29	Regularly engaged	4.04	4.12
	4.14	Involved outside lessons	3.69▶	3.67▶
	3.71	Feedback appreciated	3.72	3.94
4.00	**3.57**	Course evaluations	◁3.94	◀4.16

General

4.17	**3.67**	Information	3.78	3.83
◀4.67	**2.89**	Facilities	◀3.50	◁3.35
	3.62	Study pressure	3.36	3.55

"study pressure" is coded as: 1=too low, 3=good, 5=too high

data analysis:
Jeroen Fokker - Departement Computer Science - Utrecht University
Hossein Al Mahmoudi - UBD Teaching Policy - Utrecht University

Master program 75057 OCMA

Nationale Studenten Enquete 2021

Organisatie, cultuur en management

Bestuurs- en Organisatiewetenschap (deeltijd)

Universiteit Utrecht

2018	2021		Netherlands	Faculty
4.40	**4.50**	Satisfied with program	3.83	3.89
4.00	**4.00**	General skills	3.74	3.90
4.60	**4.00**	Education feasibility	3.80	3.78
4.83	**3.50**	Atmosphere	3.87	3.95
5.00 ▷	**5.00**	Would choose again	3.82 ▶	3.95 ▶
4.26	**4.12**	Content & organisation	3.77 ▶	3.88 ▶
	3.50	Connection to practice	3.30 ▶	3.32 ▶
4.25 ▶	**4.88**	Teachers	3.94 ▶	4.01 ▶
4.00		English	4.16	4.22
4.67 ▷	**5.00**	Counseling	3.73 ▶	3.85 ▶
3.88	**3.83**	Assessment	3.60 ▶	3.64 ▶
	4.78	Engagement & contact	3.86 ▶	3.97 ▶

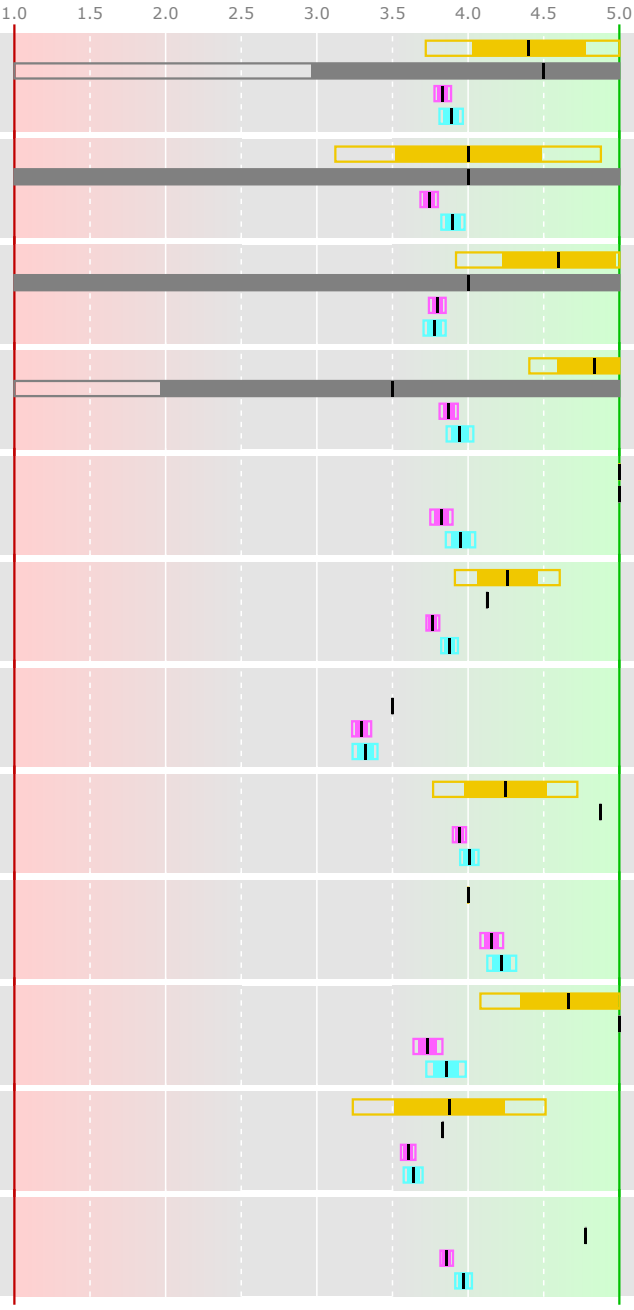

Response: 2 out of 22 = 9.1%

Compared to previous years

- program in 2018 (n=5)
- OCMA in 2021 (n=2)
- 95% confidence interval
- 80% confidence interval

The UU program in 2021 is...

- ▶ probably better
- ▷ possibly better
- ◁ possibly worse
- ◀ probably worse

...than the comparison group

Compared to similar programs in NL

Netherlands

Utrecht: Research in Public Administrati (n=8)
Utrecht: Bestuurs- en Organisatiewetensc (n=94)
Leiden: Public Administration (n=136)
Leiden: Management Publieke Sector (n=61)
Leiden: Crisis and Security Management (n=160)
Rotterdam: Public Administration (n=168)
Rotterdam: International Public Management (n=53)
Twente: Public Administration (n=18)
Maastricht: Public Policy and Human Develop (n=89)
VU: Bestuurskunde (n=52)
Nijmegen: Bestuurskunde (n=59)
Tilburg: Bestuurskunde (n=28)

Compared to Master program in faculty REBO

Faculty REBO

Economics of Competition and Regulation (n=3)
Economics of Public Policy and Manageme (n=20)
Research in Public Administration and O (n=8)
Bestuurs- en Organisatiewetenschap (n=94)
European Law (n=44)
International Economics and Business (n=111)
Recht en onderneming (n=21)
Law and Economics (n=15)
Legal Research (research) (n=12)
Public International Law (n=52)
Multidisciplinary Economics (research) (n=10)
Nederlands Recht (n=80)
Criminologie (n=36)
Notarieel Recht (n=11)

Masterprogram 75057 OCMA

Organisatie, cultuur en management Bestuurs- en Organisatiewetenschap (deeltijd)

Content & organisation

2018	2021		Netherlands	Faculty
4.67	**5.00**	Satisfied with content	3.94 ▶	4.03 ▶
4.25	**4.50**	Up-to-date	4.17	4.11
3.83	**4.50**	Quality materials	3.96	4.02
4.60	**5.00**	Program level	3.91 ▶	4.01 ▶
4.00	**3.00**	Work methods	3.65	3.77
◀ 4.33	**3.00**	Can broaden/deepen	◀ 3.69	◀ 3.95
	5.00	Program coordination	3.63 ▶	3.71 ▶
4.67 ▷	**5.00**	Challenging	3.85 ▶	3.95 ▶
◀ 4.20	**3.00**	Shape your own program	◀ 3.28	◀ 3.49

Connection to practice

4.17		Satisfied with practice	3.41	3.47
	4.00	Skills for practice	3.34 ▶	3.43 ▶
	3.00	Link to professionals	◀ 3.25	◀ 3.21

Teachers

4.67	**4.50**	Satisfied with teachers	4.00	4.04
4.00 ▶	**5.00**	Involvement	3.86 ▶	3.99 ▶
4.17 ▶	**5.00**	Didactic skills	3.89 ▶	3.97 ▶
4.67 ▷	**5.00**	Content expertise	4.40 ▶	4.38 ▶
5.00 ▷	**5.00**	Practice knowledge	3.91 ▶	3.95 ▶
4.33 ▷	**5.00**	Supportive	3.73 ▶	3.85 ▶
4.33 ▶	**5.00**	Inspiring	3.64 ▶	3.72 ▶
	5.00	Understandable	3.98 ▶	4.02 ▶
	4.00	Encourage questions	◀ 4.14	◀ 4.18

Counseling

2018	2021		Netherlands	Faculty
4.17 ▶	**5.00**	Satisfied with counseling	3.68 ▶	3.77 ▶
4.60 ▷	**5.00**	Opportunity	3.76 ▶	3.88 ▶
4.60 ▷	**5.00**	Quality	3.71 ▶	3.83 ▶

Assessment

3.50	**4.50**	Satisfied with assessment	3.63	3.51
4.17	**4.00**	Exam matches content	3.76 ▶	3.71 ▶
3.67	**4.00**	Clear criteria	3.59 ▶	3.57 ▶
4.00	**4.00**	Quality knowledge exam	3.70 ▶	3.70 ▶
◀ 3.67	**3.00**	Quality practice exam	◀ 3.54	◀ 3.59
	4.00	Exam form follows content	3.74 ▶	3.74 ▶
3.67	**4.00**	Feedback on exams	3.29 ▶	3.51 ▶

Engagement & contact

3.83 ▶	**5.00**	Teachers reachable	4.04 ▶	4.21 ▶
	5.00	Feedback	3.51 ▶	3.71 ▶
	5.00	Feel safe	4.20 ▶	4.18 ▶
	5.00	Feel at home	3.75 ▶	3.81 ▶
	5.00	Feel inspired	3.84 ▶	3.95 ▶
	5.00	Regularly engaged	4.04 ▶	4.12 ▶
	5.00	Involved outside lessons	3.69 ▶	3.67 ▶
	4.00	Feedback appreciated	3.72 ▶	3.94 ▷
4.00	**4.00**	Course evaluations	3.94 ▷	◀ 4.16

General

4.17	**5.00**	Information	3.78 ▶	3.83 ▶
4.67	**4.00**	Facilities	3.50	3.35
	3.00	Study pressure	3.36	3.55

"study pressure" is coded as: 1=too low, 3=good, 5=too high

data analysis:
Jeroen Fokker - Departement Computer Science - Utrecht University
Hossein Al Mahmoudi - UBD Teaching Policy - Utrecht University

Bachelor program Beta-Ba

Betawetenschappen

Nationale Studenten Enquete 2021

Universiteit Utrecht

2018	2021		University
◀ 4.06	**3.98**	Satisfied with program	3.99
◁ 3.81	**3.75**	General skills	◀ 3.84
3.83 ▶	**3.94**	Education feasibility	◀ 3.99
◀ 4.24	**4.12**	Atmosphere	4.09
◁ 4.29	**4.22**	Would choose again	4.21
3.90 ▶	**3.97**	Content & organisation	3.94 ▷
◀ 3.19	**3.00**	Connection to practice	2.91 ▶
3.76 ▶	**3.89**	Teachers	◀ 3.94
3.36 ▶	**3.83**	English	3.87
3.57 ▶	**3.88**	Counseling	3.86
3.78	**3.78**	Assessment	3.78
	4.00	Engagement & contact	4.02

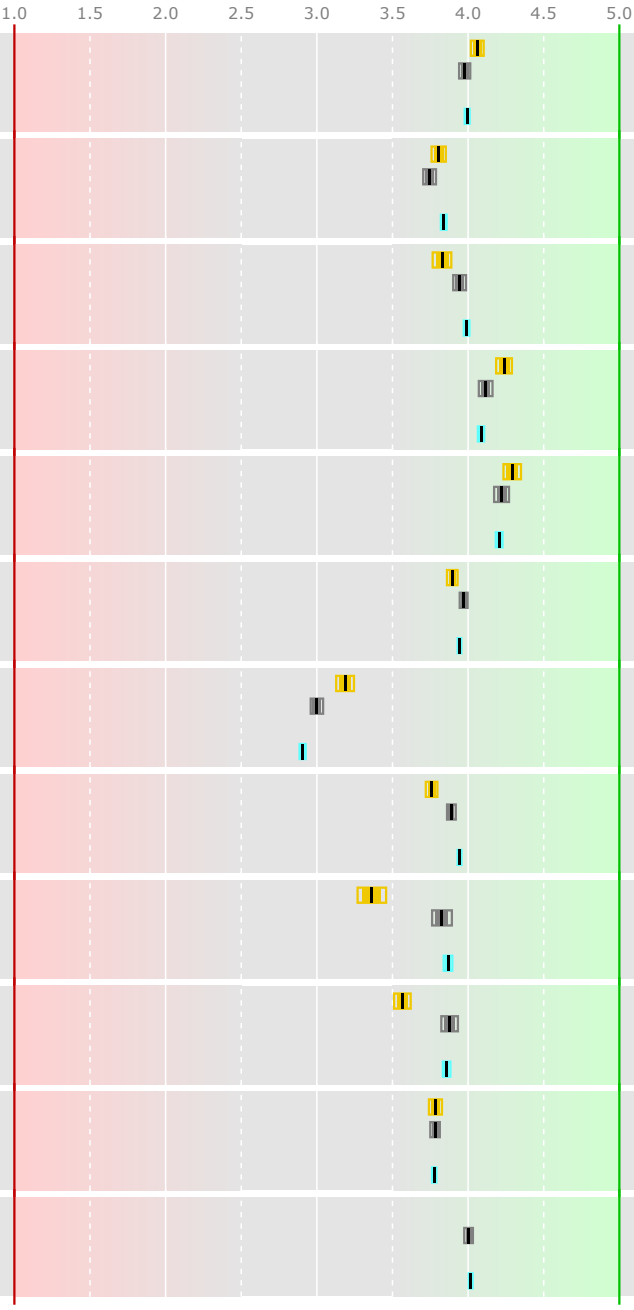

Response: 1405 out of 4188 = 33.5%

Compared to previous years

program in 2018 (n=1057)
program in 2021 (n=1405)
95% confidence interval
80% confidence interval

The UU program in 2021 is...
▶ probably better
▷ possibly better
◁ possibly worse
◀ probably worse
...than the comparison group

Compared to Bachelor program in other faculties

Utrecht University

Sociale wetenschappen (n=1601)
Geesteswetenschappen (n=1675)
Geowetenschappen (n=840)
Recht, Economie en Bestuurlijke Organis (n=1304)
Geneeskunde (n=606)
Diergeneeskunde (n=377)
Colleges (n=537)

Bachelorprogram Beta-Ba

Betawetenschappen

Content & organisation

2018	2021		University
4.06 ▶	**4.15**	Satisfied with content	4.11 ▶
3.79 ▶	**3.98**	Up-to-date	◀ 4.07
3.93 ▶	**4.09**	Quality materials	4.07
4.01 ▶	**4.08**	Program level	4.03 ▶
3.83	**3.80**	Work methods	3.80
3.65 ▶	**3.98**	Can broaden/deepen	3.96
	3.78	Program coordination	3.79
3.70 ▶	**4.03**	Challenging	3.93 ▶
4.03	**4.02**	Shape your own program	3.88 ▶

Connection to practice

3.37	**3.35**	Satisfied with practice	3.25 ▶
◀ 3.24	**3.14**	Skills for practice	3.02 ▶
◀ 3.29	**2.86**	Link to professionals	2.79 ▶

Teachers

3.77 ▶	**4.01**	Satisfied with teachers	◁ 4.05
3.77 ▶	**3.86**	Involvement	◀ 3.91
3.62 ▶	**3.81**	Didactic skills	◀ 3.95
4.19 ▶	**4.39**	Content expertise	4.34 ▶
3.90	**3.87**	Practice knowledge	3.84 ▷
3.74	**3.75**	Supportive	◀ 3.82
◁ 3.61	**3.56**	Inspiring	◁ 3.61
	3.88	Understandable	◀ 4.01
	3.99	Encourage questions	◀ 4.07

Counseling

2018	2021		University
3.49 ▶	**3.72**	Satisfied with counseling	3.74
3.76 ▶	**3.94**	Opportunity	3.94
3.69 ▶	**3.81**	Quality	3.77

Assessment

3.75	**3.77**	Satisfied with assessment	3.75
3.81 ▷	**3.86**	Exam matches content	3.86
3.78 ▶	**3.87**	Clear criteria	3.82 ▶
3.82	**3.83**	Quality knowledge exam	3.83
3.73	**3.71**	Quality practice exam	3.68
	3.86	Exam form follows content	3.86
3.57	**3.55**	Feedback on exams	◁ 3.60

Engagement & contact

3.88 ▶	**4.20**	Teachers reachable	4.16 ▷
	3.67	Feedback	◀ 3.74
	4.34	Feel safe	4.29 ▶
	4.11	Feel at home	4.05 ▷
	3.98	Feel inspired	◀ 4.05
	3.93	Regularly engaged	◀ 4.01
	3.53	Involved outside lessons	◀ 3.73
	3.98	Feedback appreciated	3.89 ▶
3.53 ▶	**4.29**	Course evaluations	4.22 ▶

General

3.74 ▶	**3.88**	Information	3.85
◀ 4.02	**3.77**	Facilities	3.73 ▷
	3.34	Study pressure	3.27

"study pressure" is coded as: 1=too low, 3=good, 5=too high

data analysis:
Jeroen Fokker - Departement Computer Science - Utrecht University
Hossein Al Mahmoudi - UBD Teaching Policy - Utrecht University

Bachelor program FSW-Ba

Sociale wetenschappen

Nationale Studenten Enquete 2021

Universiteit Utrecht



Response: 1601 out of 4231 = 37.8%

Compared to previous years

- program in 2018 (n=1299)
- program in 2021 (n=1601)
- 95% confidence interval
- 80% confidence interval

The UU program in 2021 is...

- ▶ probably better
- ▷ possibly better
- ◁ possibly worse
- ◀ probably worse

...than the comparison group

Compared to Bachelor program in other faculties

- Utrecht University

Betawetenschappen (n=1405)
Geesteswetenschappen (n=1675)
Geowetenschappen (n=840)
Recht, Economie en Bestuurlijke Organis (n=1304)
Geneeskunde (n=606)
Diergeneeskunde (n=377)
Colleges (n=537)

Bachelorprogram FSW-Ba

Sociale wetenschappen

Content & organisation

2018	2021		University
3.91 ▶	**4.13**	Satisfied with content	4.11
3.94 ▶	**4.06**	Up-to-date	4.05
3.90 ▶	**4.05**	Quality materials	4.07
3.87 ▶	**4.00**	Program level	◀ 4.05
3.65 ▶	**3.74**	Work methods	◀ 3.82
3.51 ▶	**3.96**	Can broaden/deepen	3.97
	3.80	Program coordination	3.79
3.49 ▶	**3.85**	Challenging	◀ 3.97
3.93	**3.89**	Shape your own program	3.91

Connection to practice

3.10 ▶	**3.17**	Satisfied with practice	◀ 3.29
2.81 ▶	**2.89**	Skills for practice	◀ 3.08
2.67	**2.67**	Link to professionals	◀ 2.84

Teachers

3.76 ▶	**4.01**	Satisfied with teachers	◁ 4.05
3.64 ▶	**3.79**	Involvement	◀ 3.93
3.66 ▶	**3.90**	Didactic skills	◁ 3.93
4.01 ▶	**4.25**	Content expertise	◀ 4.37
3.71 ▶	**3.80**	Practice knowledge	◀ 3.85
3.70 ▶	**3.79**	Supportive	◁ 3.82
3.53	**3.52**	Inspiring	◀ 3.62
	4.03	Understandable	3.98 ▶
	4.00	Encourage questions	◀ 4.07

Counseling

2018	2021		University
3.52 ▶	**3.68**	Satisfied with counseling	◁ 3.75
3.76 ▶	**3.93**	Opportunity	3.94
3.65 ▶	**3.73**	Quality	◁ 3.79

Assessment

3.67 ▶	**3.79**	Satisfied with assessment	3.75 ▶
3.78 ▶	**3.89**	Exam matches content	3.86 ▷
3.83 ▶	**3.93**	Clear criteria	3.80 ▶
3.68 ▶	**3.83**	Quality knowledge exam	3.83
3.53 ▶	**3.66**	Quality practice exam	3.69
	3.85	Exam form follows content	3.86
3.68 ▶	**3.76**	Feedback on exams	3.56 ▶

Engagement & contact

3.74 ▶	**4.09**	Teachers reachable	◀ 4.19
	3.82	Feedback	3.71 ▶
	4.22	Feel safe	◀ 4.31
	4.00	Feel at home	◀ 4.08
	4.06	Feel inspired	4.04
	3.97	Regularly engaged	◁ 4.01
	3.74	Involved outside lessons	3.69 ▶
	3.82	Feedback appreciated	◀ 3.93
3.17 ▶	**4.20**	Course evaluations	◁ 4.24

General

3.77 ▶	**3.85**	Information	3.86
◀ 3.88	**3.64**	Facilities	◀ 3.76
	3.12	Study pressure	3.32

"study pressure" is coded as: 1=too low, 3=good, 5=too high

data analysis:
Jeroen Fokker - Departement Computer Science - Utrecht University
Hossein Al Mahmoudi - UBD Teaching Policy - Utrecht University

Bachelor program GW-Ba

Geesteswetenschappen

Nationale Studenten Enquete 2021

Universiteit Utrecht

2018	2021		University
◀ 4.12	**3.98**	Satisfied with program	3.99
◀ 3.88	**3.81**	General skills	3.83
3.75 ▶	**4.08**	Education feasibility	3.96 ▶
◀ 4.40	**4.18**	Atmosphere	4.07 ▶
◀ 4.26	**4.12**	Would choose again	◀ 4.23
3.87 ▶	**3.96**	Content & organisation	3.94
2.70 ▷	**2.76**	Connection to practice	◀ 2.96
3.93 ▶	**4.00**	Teachers	3.92 ▶
3.87 ▶	**4.09**	English	3.80 ▶
3.69 ▶	**3.94**	Counseling	3.84 ▶
3.85	**3.87**	Assessment	3.75 ▶
	4.05	Engagement & contact	4.00 ▶

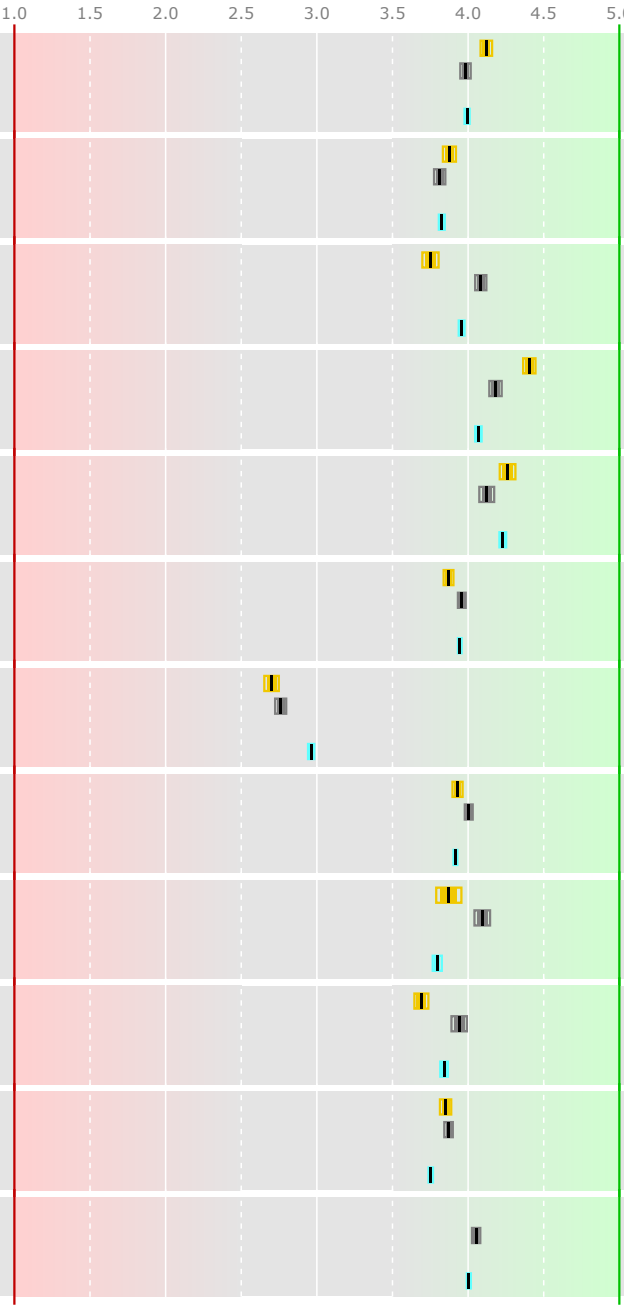

Response: 1675 out of 5127 = 32.7%

Compared to previous years

program in 2018 (n=1319)
program in 2021 (n=1675)
95% confidence interval
80% confidence interval

The UU program in 2021 is...
▶ probably better
▷ possibly better
◁ possibly worse
◀ probably worse
...than the comparison group

Compared to Bachelor program in other faculties

Utrecht University

Betawetenschappen (n=1405)
Sociale wetenschappen (n=1601)
Geowetenschappen (n=840)
Recht, Economie en Bestuurlijke Organis (n=1304)
Geneeskunde (n=606)
Diergeneeskunde (n=377)
Colleges (n=537)

Bachelorprogram GW-Ba

Geesteswetenschappen

Content & organisation

2018	2021		University
3.99 ▶	**4.07**	Satisfied with content	◀ 4.13
3.89 ▷	**3.95**	Up-to-date	◀ 4.08
3.97 ▶	**4.04**	Quality materials	◁ 4.08
3.97 ▷	**4.01**	Program level	◀ 4.05
◀ 3.87	**3.81**	Work methods	3.80
3.77 ▶	**4.09**	Can broaden/deepen	3.94 ▶
	3.79	Program coordination	3.79
3.72 ▶	**3.90**	Challenging	◀ 3.96
◀ 4.17	**4.07**	Shape your own program	3.86 ▶

Connection to practice

2.96 ▶	**3.03**	Satisfied with practice	◀ 3.33
2.81	**2.82**	Skills for practice	◀ 3.10
2.64 ▷	**2.70**	Link to professionals	◀ 2.83

Teachers

4.03 ▶	**4.15**	Satisfied with teachers	4.01 ▶
4.05	**4.06**	Involvement	3.86 ▶
3.91 ▶	**4.07**	Didactic skills	3.89 ▶
4.29 ▶	**4.42**	Content expertise	4.33 ▶
◁ 3.69	**3.63**	Practice knowledge	◀ 3.90
3.90	**3.91**	Supportive	3.79 ▶
◀ 3.85	**3.74**	Inspiring	3.57 ▶
	4.05	Understandable	3.97 ▶
	4.15	Encourage questions	4.03 ▶

Counseling

2018	2021		University
3.64 ▶	**3.83**	Satisfied with counseling	3.72 ▶
3.91 ▶	**4.01**	Opportunity	3.93 ▶
3.79 ▶	**3.88**	Quality	3.76 ▶

Assessment

3.83	**3.84**	Satisfied with assessment	3.74 ▶
3.94	**3.94**	Exam matches content	3.84 ▶
3.76 ▶	**3.88**	Clear criteria	3.81 ▶
3.87	**3.89**	Quality knowledge exam	3.81 ▶
3.84	**3.81**	Quality practice exam	3.65 ▶
	3.94	Exam form follows content	3.84 ▶
3.77	**3.76**	Feedback on exams	3.55 ▶

Engagement & contact

4.01 ▶	**4.25**	Teachers reachable	4.15 ▶
	3.84	Feedback	3.70 ▶
	4.34	Feel safe	4.28 ▶
	4.06	Feel at home	4.07
	4.04	Feel inspired	4.04
	3.99	Regularly engaged	4.00
	3.71	Involved outside lessons	3.69
	3.98	Feedback appreciated	3.89 ▶
3.39 ▶	**4.26**	Course evaluations	4.22 ▷

General

3.78 ▶	**3.86**	Information	3.85
◀ 3.86	**3.61**	Facilities	◀ 3.77
	3.18	Study pressure	3.31

"study pressure" is coded as: 1=too low, 3=good, 5=too high

data analysis:
Jeroen Fokker - Departement Computer Science - Utrecht University
Hossein Al Mahmoudi - UBD Teaching Policy - Utrecht University

Bachelor program Geo-Ba

Geowetenschappen

Nationale Studenten Enquete 2021

Universiteit Utrecht

2018	2021		University
◁ 4.07	**4.00**	Satisfied with program	3.99
3.83	**3.88**	General skills	3.82 ▶
3.84 ▶	**4.17**	Education feasibility	3.96 ▶
4.26	**4.22**	Atmosphere	4.08 ▶
4.22	**4.18**	Would choose again	4.21
3.85 ▶	**3.97**	Content & organisation	3.95 ▷
2.91	**2.94**	Connection to practice	2.92
3.68 ▶	**3.93**	Teachers	3.94
3.16 ▶	**3.79**	English	◁ 3.87
3.57 ▶	**3.83**	Counseling	3.86
3.71 ▶	**3.83**	Assessment	3.77 ▶
	4.02	Engagement & contact	4.01

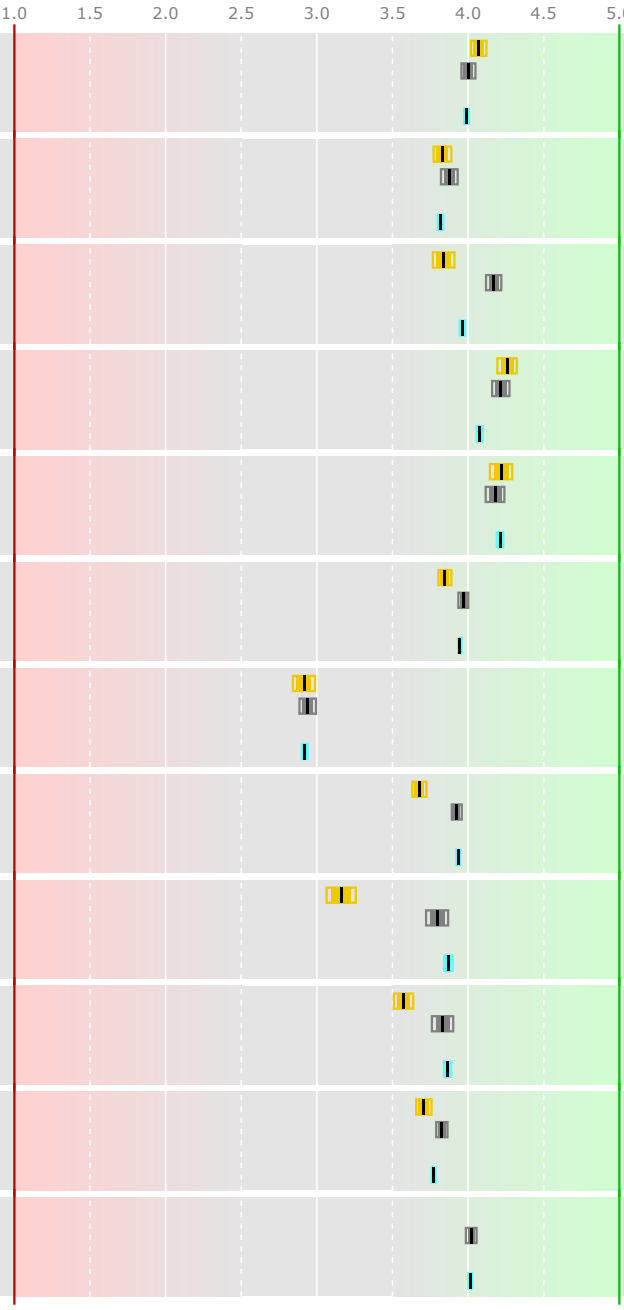

Response: 840 out of 2260 = 37.2%

Compared to previous years

- program in 2018 (n=683)
- program in 2021 (n=840)
- 95% confidence interval
- 80% confidence interval

The UU program in 2021 is...

- ▶ probably better
- ▷ possibly better
- ◁ possibly worse
- ◀ probably worse

...than the comparison group

Compared to Bachelor program in other faculties

- Utrecht University

Betawetenschappen (n=1405)
Sociale wetenschappen (n=1601)
Geesteswetenschappen (n=1675)
Recht, Economie en Bestuurlijke Organis (n=1304)
Geneeskunde (n=606)
Diergeneeskunde (n=377)
Colleges (n=537)

Bachelorprogram Geo-Ba

Geowetenschappen

Content & organisation

2018	2021		University
3.93 ▶	**4.06**	Satisfied with content	◀ 4.12
4.18 ▶	**4.34**	Up-to-date	4.02 ▶
3.85 ▶	**4.00**	Quality materials	◀ 4.08
3.72 ▶	**3.84**	Program level	◀ 4.06
3.77 ▷	**3.85**	Work methods	3.80 ▷
3.52 ▶	**4.02**	Can broaden/deepen	3.96 ▷
	3.75	Program coordination	◁ 3.79
3.46 ▶	**3.68**	Challenging	◀ 3.98
4.16 ▷	**4.25**	Shape your own program	3.86 ▶

Connection to practice

3.11 ▶	**3.22**	Satisfied with practice	◁ 3.27
2.95 ▷	**3.04**	Skills for practice	3.04
◀ 3.04	**2.84**	Link to professionals	2.80

Teachers

3.78 ▶	**4.07**	Satisfied with teachers	4.04 ▷
3.79 ▶	**3.92**	Involvement	3.90
3.58 ▶	**3.86**	Didactic skills	◀ 3.93
4.04 ▶	**4.32**	Content expertise	4.35
3.72	**3.76**	Practice knowledge	◀ 3.85
3.76 ▶	**3.86**	Supportive	3.81 ▷
3.51	**3.56**	Inspiring	◁ 3.61
	4.02	Understandable	3.98 ▷
	4.10	Encourage questions	4.05 ▷

Counseling

2018	2021		University
3.60 ▶	**3.76**	Satisfied with counseling	3.74
3.74 ▶	**3.89**	Opportunity	◁ 3.95
3.70	**3.77**	Quality	3.78

Assessment

3.68 ▶	**3.85**	Satisfied with assessment	3.75 ▶
3.80 ▶	**3.90**	Exam matches content	3.86 ▷
3.72 ▶	**3.93**	Clear criteria	3.82 ▶
3.73 ▶	**3.84**	Quality knowledge exam	3.83
3.58 ▶	**3.71**	Quality practice exam	3.68
	3.86	Exam form follows content	3.86
3.58 ▶	**3.71**	Feedback on exams	3.58 ▶

Engagement & contact

3.84 ▶	**4.23**	Teachers reachable	4.16 ▶
	3.83	Feedback	3.72 ▶
	4.38	Feel safe	4.28 ▶
	4.07	Feel at home	4.06
	4.04	Feel inspired	4.04
	3.80	Regularly engaged	◀ 4.02
	3.61	Involved outside lessons	◀ 3.71
	3.95	Feedback appreciated	3.90 ▷
3.30 ▶	**4.27**	Course evaluations	4.23 ▷

General

3.76 ▶	**3.90**	Information	3.85 ▷
◀ 3.94	**3.77**	Facilities	3.74
	3.02	Study pressure	3.31

"study pressure" is coded as: 1=too low, 3=good, 5=too high

data analysis:
Jeroen Fokker - Departement Computer Science - Utrecht University
Hossein Al Mahmoudi - UBD Teaching Policy - Utrecht University

Bachelor program REBO-Ba

Recht, Economie en Bestuurlijke Organisatie

Nationale Studenten Enquete 2021

Universiteit Utrecht

2018	2021		University
◀ 4.09	**3.90**	Satisfied with program	◀ 4.01
◀ 3.87	**3.63**	General skills	◀ 3.86
3.74 ▶	**3.93**	Education feasibility	◀ 3.99
◀ 4.06	**3.90**	Atmosphere	◀ 4.13
◀ 4.24	**4.15**	Would choose again	◀ 4.22
3.88	**3.89**	Content & organisation	◀ 3.96
◀ 3.03	**2.89**	Connection to practice	◁ 2.93
3.76 ▶	**3.84**	Teachers	◀ 3.95
3.28 ▶	**3.69**	English	◀ 3.89
3.47 ▶	**3.77**	Counseling	◀ 3.88
◀ 3.76	**3.63**	Assessment	◀ 3.80
	3.93	Engagement & contact	◀ 4.03

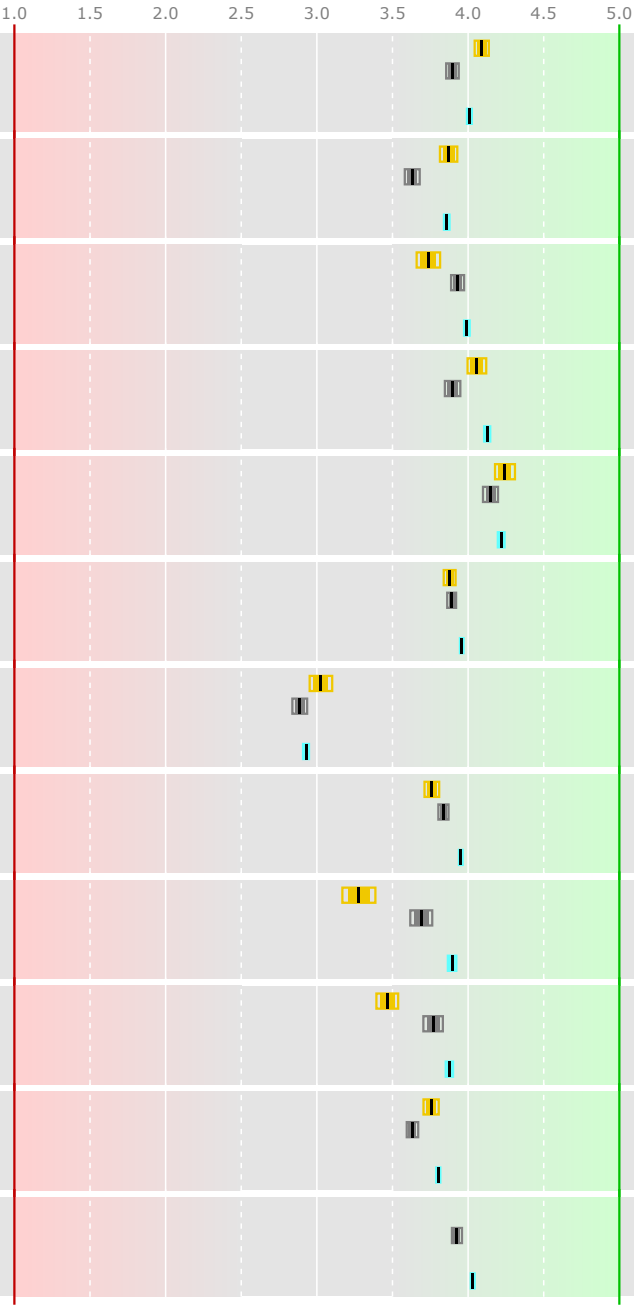

Response: 1304 out of 4210 = 31.0%

Compared to previous years

program in 2018 (n=787)
program in 2021 (n=1304)
95% confidence interval
80% confidence interval

The UU program in 2021 is...

▶ probably better
▷ possibly better
◁ possibly worse
◀ probably worse

...than the comparison group

Compared to Bachelor program in other faculties

Utrecht University

Betawetenschappen (n=1405)
Sociale wetenschappen (n=1601)
Geesteswetenschappen (n=1675)
Geowetenschappen (n=840)
Geneeskunde (n=606)
Diergeneeskunde (n=377)
Colleges (n=537)

Bachelorprogram REBO-Ba

Recht, Economie en Bestuurlijke Organisatie

Content & organisation

2018	2021		University
3.99 ▷	**4.03**	Satisfied with content	◀ 4.13
3.98 ▶	**4.08**	Up-to-date	4.04 ▷
3.99 ▷	**4.04**	Quality materials	◁ 4.07
4.05	**4.03**	Program level	4.04
◀ 3.85	**3.70**	Work methods	◀ 3.82
3.48 ▶	**3.84**	Can broaden/deepen	◀ 3.99
	3.81	Program coordination	3.78
3.62 ▶	**3.96**	Challenging	3.94
3.70	**3.64**	Shape your own program	◀ 3.95

Connection to practice

3.27	**3.28**	Satisfied with practice	3.26
◁ 3.09	**3.01**	Skills for practice	◁ 3.05
◀ 3.08	**2.77**	Link to professionals	◁ 2.81

Teachers

3.90 ▷	**3.95**	Satisfied with teachers	◀ 4.06
3.75	**3.74**	Involvement	◀ 3.93
3.83 ▷	**3.89**	Didactic skills	◁ 3.93
4.08 ▶	**4.22**	Content expertise	◀ 4.37
◁ 3.88	**3.81**	Practice knowledge	◁ 3.85
3.75	**3.71**	Supportive	◀ 3.83
◀ 3.60	**3.40**	Inspiring	◀ 3.64
	3.93	Understandable	◀ 4.00
	3.99	Encourage questions	◀ 4.07

Counseling

2018	2021		University
3.41 ▶	**3.70**	Satisfied with counseling	3.74
3.68 ▶	**3.83**	Opportunity	◀ 3.96
3.57 ▶	**3.70**	Quality	◀ 3.79

Assessment

◀ 3.69	**3.60**	Satisfied with assessment	◀ 3.79
◀ 3.87	**3.77**	Exam matches content	◀ 3.88
3.59	**3.54**	Clear criteria	◀ 3.88
◀ 3.88	**3.79**	Quality knowledge exam	◁ 3.83
◁ 3.69	**3.63**	Quality practice exam	◀ 3.69
	3.82	Exam form follows content	◁ 3.87
◀ 3.53	**3.24**	Feedback on exams	◀ 3.66

Engagement & contact

3.88 ▶	**4.08**	Teachers reachable	◀ 4.18
	3.55	Feedback	◀ 3.76
	4.23	Feel safe	◀ 4.30
	3.95	Feel at home	◀ 4.08
	3.89	Feel inspired	◀ 4.07
	3.96	Regularly engaged	◁ 4.01
	3.68	Involved outside lessons	3.70
	3.82	Feedback appreciated	◀ 3.92
3.14 ▶	**4.16**	Course evaluations	◀ 4.24

General

3.75 ▶	**3.84**	Information	3.86
◀ 3.88	**3.74**	Facilities	3.74
	3.25	Study pressure	3.29

"study pressure" is coded as: 1=too low, 3=good, 5=too high

data analysis:
Jeroen Fokker - Departement Computer Science - Utrecht University
Hossein Al Mahmoudi - UBD Teaching Policy - Utrecht University

Bachelor program GNK-Ba

Geneeskunde

Nationale Studenten Enquete 2021

Universiteit Utrecht

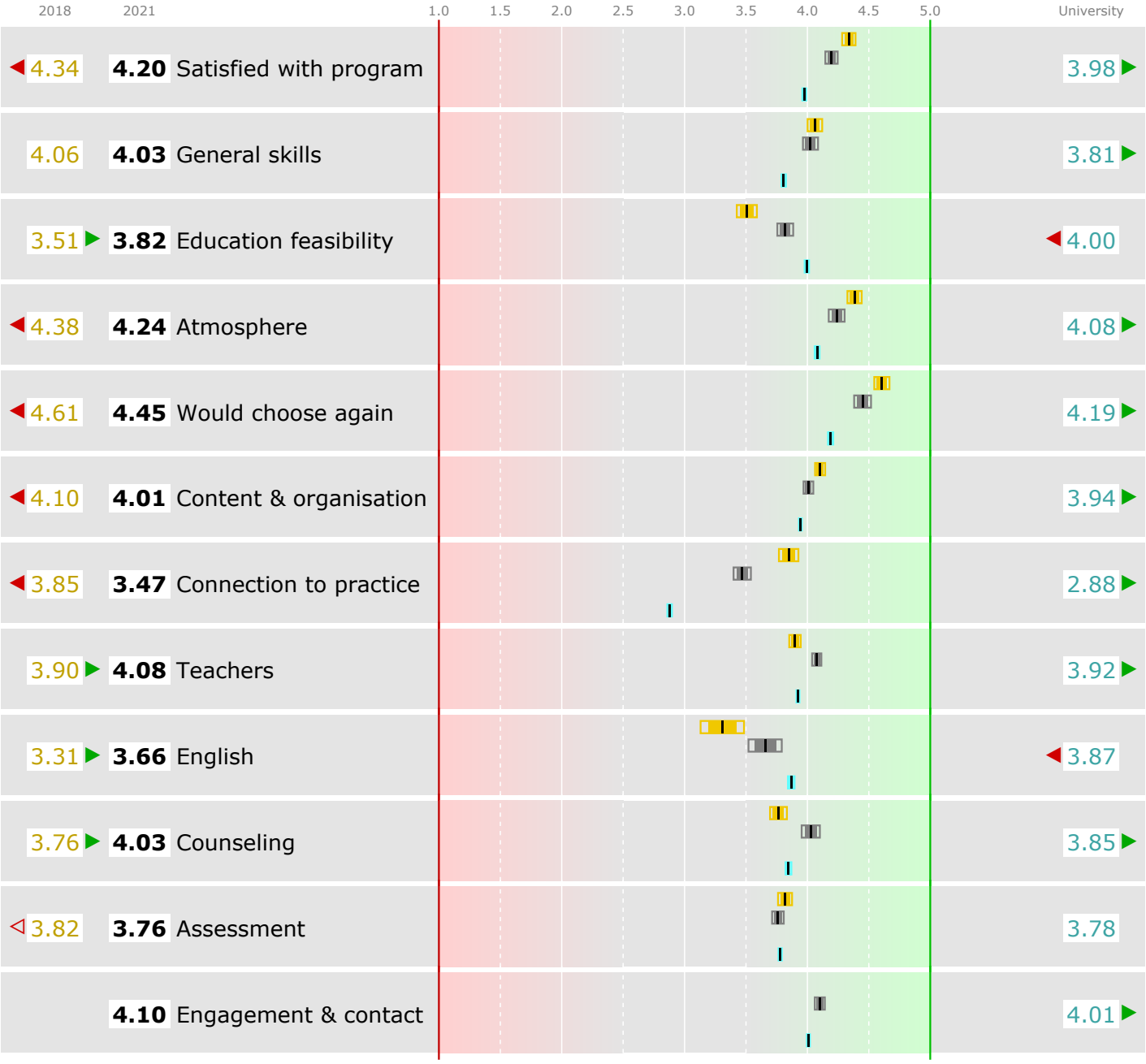

Response: 606 out of 1723 = 35.2%

Compared to previous years

- program in 2018 (n=519)
- program in 2021 (n=606)
- 95% confidence interval
- 80% confidence interval

The UU program in 2021 is...

- ▶ probably better
- ▷ possibly better
- ◁ possibly worse
- ◀ probably worse

...than the comparison group

Compared to Bachelor program in other faculties

- Utrecht University

Betawetenschappen (n=1405)
Sociale wetenschappen (n=1601)
Geesteswetenschappen (n=1675)
Geowetenschappen (n=840)
Recht, Economie en Bestuurlijke Organis (n=1304)
Diergeneeskunde (n=377)
Colleges (n=537)

Bachelorprogram GNK-Ba

Geneeskunde

Content & organisation

2018	2021		University
4.30	**4.34**	Satisfied with content	4.10 ▶
4.01 ▶	**4.17**	Up-to-date	4.04 ▶
4.12 ▶	**4.22**	Quality materials	4.06 ▶
4.22 ▷	**4.27**	Program level	4.02 ▶
◁ 4.10	**4.04**	Work methods	3.78 ▶
3.57 ▶	**3.82**	Can broaden/deepen	◀ 3.98
	3.89	Program coordination	3.78 ▶
3.80 ▶	**4.15**	Challenging	3.93 ▶
◁ 3.59	**3.50**	Shape your own program	◀ 3.94

Connection to practice

◁ 3.83	**3.75**	Satisfied with practice	3.23 ▶
◀ 3.92	**3.58**	Skills for practice	3.00 ▶
◀ 4.00	**3.36**	Link to professionals	2.76 ▶

Teachers

4.05 ▶	**4.13**	Satisfied with teachers	4.03 ▶
3.79 ▶	**3.91**	Involvement	3.90
3.83 ▶	**3.97**	Didactic skills	3.92 ▷
4.24 ▶	**4.50**	Content expertise	4.33 ▶
4.23 ▶	**4.39**	Practice knowledge	3.80 ▶
3.87	**3.88**	Supportive	3.81 ▶
3.81	**3.84**	Inspiring	3.58 ▶
	4.03	Understandable	3.98 ▷
	4.08	Encourage questions	4.05

Counseling

2018	2021		University
3.70 ▶	**3.88**	Satisfied with counseling	3.72 ▶
3.96 ▶	**4.13**	Opportunity	3.92 ▶
3.92	**3.92**	Quality	3.77 ▶

Assessment

3.81	**3.78**	Satisfied with assessment	3.75
3.91	**3.87**	Exam matches content	3.86
3.78 ▶	**3.88**	Clear criteria	3.82 ▷
3.83	**3.85**	Quality knowledge exam	3.83
◀ 3.75	**3.60**	Quality practice exam	◀ 3.69
	3.88	Exam form follows content	3.86
◀ 3.69	**3.46**	Feedback on exams	◀ 3.61

Engagement & contact

3.85 ▶	**4.19**	Teachers reachable	4.17
	3.57	Feedback	◀ 3.74
	4.30	Feel safe	4.29
	4.27	Feel at home	4.05 ▶
	4.27	Feel inspired	4.02 ▶
	4.16	Regularly engaged	3.99 ▶
	3.78	Involved outside lessons	3.69 ▶
	3.97	Feedback appreciated	3.90 ▶
3.43 ▶	**4.38**	Course evaluations	4.22 ▶

General

4.00	**3.98**	Information	3.85 ▶
◁ 4.12	**4.03**	Facilities	3.72 ▶
	3.59	Study pressure	3.26

"study pressure" is coded as: 1=too low, 3=good, 5=too high

data analysis:
Jeroen Fokker - Departement Computer Science - Utrecht University
Hossein Al Mahmoudi - UBD Teaching Policy - Utrecht University

Bachelor program DGK-Ba

Diergeneeskunde

Nationale Studenten Enquete 2021

Universiteit Utrecht

2018	2021		University
◀ 4.36	**3.97**	Satisfied with program	3.99
◀ 4.12	**3.82**	General skills	3.82
3.34 ▶	**3.57**	Education feasibility	◀ 4.00
◀ 4.54	**4.35**	Atmosphere	4.08 ▶
◀ 4.68	**4.54**	Would choose again	4.19 ▶
◀ 4.04	**3.89**	Content & organisation	◀ 3.95
◀ 3.92	**3.35**	Connection to practice	2.90 ▶
3.85 ▷	**3.93**	Teachers	3.93
3.40	**3.27**	English	◀ 3.88
3.59 ▶	**3.71**	Counseling	◀ 3.87
◀ 3.67	**3.57**	Assessment	◀ 3.79
	4.01	Engagement & contact	4.02

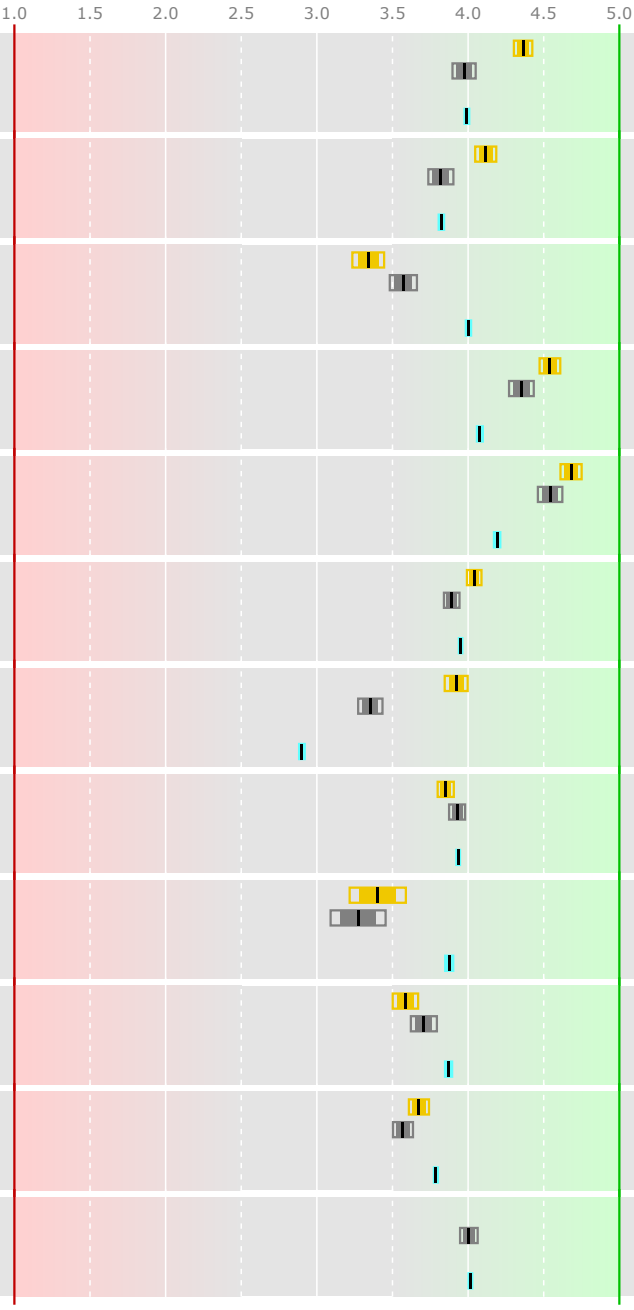

Response: 377 out of 744 = 50.7%

Compared to previous years

- program in 2018 (n=363)
- program in 2021 (n=377)
- 95% confidence interval
- 80% confidence interval

The UU program in 2021 is...

- ▶ probably better
- ▷ possibly better
- ◁ possibly worse
- ◀ probably worse

...than the comparison group

Compared to Bachelor program in other faculties

- Utrecht University

Betawetenschappen (n=1405)
Sociale wetenschappen (n=1601)
Geesteswetenschappen (n=1675)
Geowetenschappen (n=840)
Recht, Economie en Bestuurlijke Organis (n=1304)
Geneeskunde (n=606)
Colleges (n=537)

Bachelorprogram DGK-Ba

Diergeneeskunde

Content & organisation

2018	2021		University
4.31	**4.28**	Satisfied with content	4.11 ▶
4.04	**4.06**	Up-to-date	4.05
4.05 ▶	**4.16**	Quality materials	4.06 ▶
4.13	**4.16**	Program level	4.04 ▶
◀ 4.10	**3.86**	Work methods	3.80 ▷
3.65	**3.69**	Can broaden/deepen	◀ 3.98
	3.96	Program coordination	3.78 ▶
3.95 ▶	**4.17**	Challenging	3.93 ▶
◀ 3.51	**3.06**	Shape your own program	◀ 3.94

Connection to practice

◀ 4.14	**3.80**	Satisfied with practice	3.24 ▶
◀ 4.06	**3.74**	Skills for practice	3.01 ▶
◀ 4.31	**2.96**	Link to professionals	2.80 ▶

Teachers

3.99	**4.00**	Satisfied with teachers	4.04
3.83	**3.82**	Involvement	◁ 3.91
3.82 ▷	**3.92**	Didactic skills	3.92
4.20 ▶	**4.45**	Content expertise	4.34 ▶
4.19	**4.12**	Practice knowledge	3.83 ▶
◀ 3.81	**3.66**	Supportive	◀ 3.82
◀ 3.72	**3.55**	Inspiring	3.61
	4.01	Understandable	3.99
	3.88	Encourage questions	◀ 4.07

Counseling

2018	2021		University
3.55	**3.60**	Satisfied with counseling	◀ 3.75
3.79	**3.83**	Opportunity	◀ 3.95
◁ 3.70	**3.59**	Quality	◀ 3.79

Assessment

◀ 3.62	**3.48**	Satisfied with assessment	◀ 3.77
◁ 3.74	**3.64**	Exam matches content	◀ 3.88
3.62	**3.65**	Clear criteria	◀ 3.84
◀ 3.71	**3.59**	Quality knowledge exam	◀ 3.84
◁ 3.63	**3.53**	Quality practice exam	◀ 3.69
	3.64	Exam form follows content	◀ 3.87
◀ 3.58	**3.39**	Feedback on exams	◀ 3.60

Engagement & contact

3.74 ▶	**3.90**	Teachers reachable	◀ 4.18
	3.46	Feedback	◀ 3.74
	4.26	Feel safe	4.30
	4.28	Feel at home	4.05 ▶
	4.20	Feel inspired	4.03 ▶
	4.33	Regularly engaged	3.98 ▶
	3.87	Involved outside lessons	3.69 ▶
	3.72	Feedback appreciated	◀ 3.91
3.37 ▶	**4.04**	Course evaluations	◀ 4.24

General

◀ 3.88	**3.61**	Information	◀ 3.87
4.03	**3.99**	Facilities	3.73 ▶
	3.75	Study pressure	3.26

"study pressure" is coded as: 1=too low, 3=good, 5=too high

data analysis:
Jeroen Fokker - Departement Computer Science - Utrecht University
Hossein Al Mahmoudi - UBD Teaching Policy - Utrecht University

Bachelor program XC-Ba

Colleges

Nationale Studenten Enquete 2021

Universiteit Utrecht

2018	2021		University
◀ 4.23	**3.95**	Satisfied with program	3.99
4.16	**4.13**	General skills	3.80 ▶
◀ 3.99	**3.71**	Education feasibility	◀ 4.00
◀ 4.24	**4.04**	Atmosphere	◁ 4.09
◀ 4.26	**3.95**	Would choose again	◀ 4.23
4.02	**4.01**	Content & organisation	3.94 ▶
◀ 2.90	**2.77**	Connection to practice	◀ 2.93
◁ 4.12	**4.07**	Teachers	3.92 ▶
4.10 ▶	**4.53**	English	3.79 ▶
3.88	**3.82**	Counseling	3.87
◀ 3.91	**3.78**	Assessment	3.78
	4.10	Engagement & contact	4.01 ▶

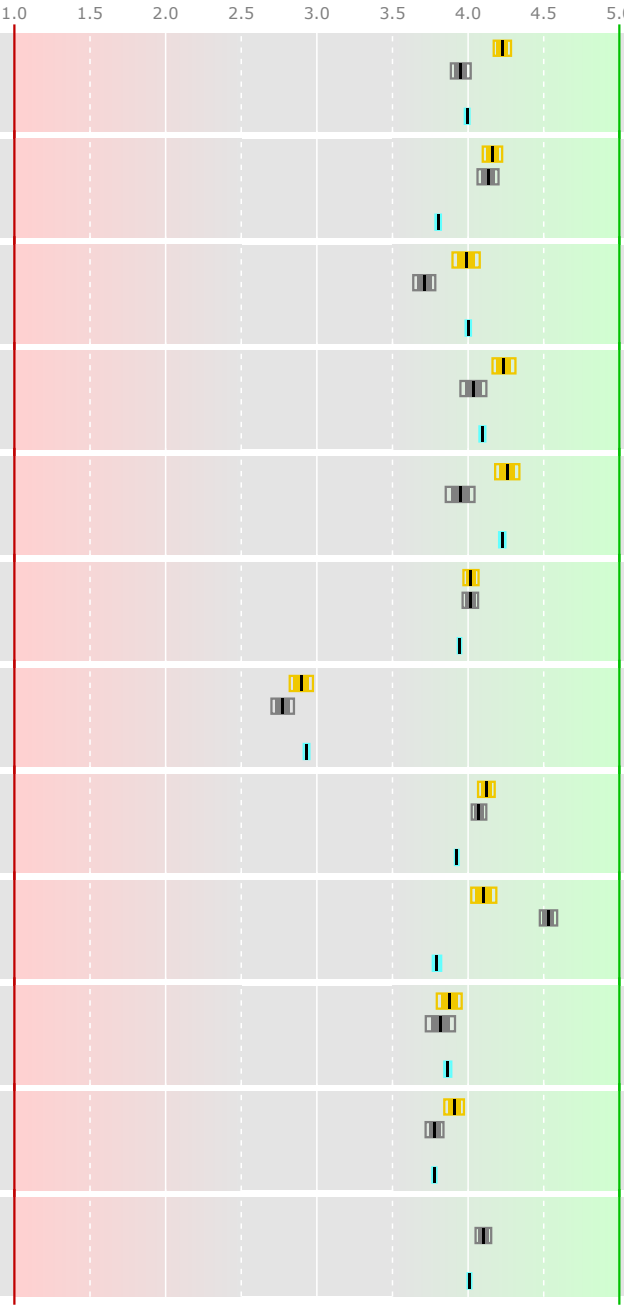

Response: 537 out of 1170 = 45.9%

Compared to previous years

- program in 2018 (n=543)
- program in 2021 (n=537)
- 95% confidence interval
- 80% confidence interval

The UU program in 2021 is...

- ▶ probably better
- ▷ possibly better
- ◁ possibly worse
- ◀ probably worse

...than the comparison group

Compared to Bachelor program in other faculties

- Utrecht University

Betawetenschappen (n=1405)
Sociale wetenschappen (n=1601)
Geesteswetenschappen (n=1675)
Geowetenschappen (n=840)
Recht, Economie en Bestuurlijke Organis (n=1304)
Geneeskunde (n=606)
Diergeneeskunde (n=377)

Bachelorprogram XC-Ba

Colleges

Content & organisation

2018	2021		University
◁4.13	**4.06**	Satisfied with content	◁4.12
◁3.95	**3.87**	Up-to-date	◀4.06
4.05	**4.10**	Quality materials	4.07
◁4.24	**4.16**	Program level	4.03▶
◀3.98	**3.85**	Work methods	3.80▷
4.14	**4.18**	Can broaden/deepen	3.95▶
	3.54	Program coordination	◀3.81
◀4.28	**4.14**	Challenging	3.93▶
◁4.32	**4.24**	Shape your own program	3.88▶

Connection to practice

◀3.30	**3.16**	Satisfied with practice	◀3.27
◀3.07	**2.88**	Skills for practice	◀3.05
◁2.75	**2.66**	Link to professionals	◀2.81

Teachers

◁4.02	**3.94**	Satisfied with teachers	◀4.05
4.29	**4.28**	Involvement	3.88▶
3.94	**3.97**	Didactic skills	3.92▷
4.35	**4.35**	Content expertise	4.34
◀4.12	**3.93**	Practice knowledge	3.84▶
◀4.13	**3.94**	Supportive	3.80▶
◁3.97	**3.85**	Inspiring	3.59▶
	3.96	Understandable	3.99
	4.29	Encourage questions	4.04▶

Counseling

2018	2021		University
◀3.89	**3.65**	Satisfied with counseling	◁3.75
◁4.04	**3.92**	Opportunity	3.94
◀3.88	**3.71**	Quality	◁3.79

Assessment

◀3.88	**3.76**	Satisfied with assessment	3.76
◀3.98	**3.86**	Exam matches content	3.86
3.89	**3.83**	Clear criteria	3.83
◀3.96	**3.84**	Quality knowledge exam	3.83
◀3.77	**3.58**	Quality practice exam	◀3.69
	3.89	Exam form follows content	3.86
◀3.95	**3.67**	Feedback on exams	3.59▷

Engagement & contact

4.23▷	**4.32**	Teachers reachable	4.16▶
	3.86	Feedback	3.72▶
	4.26	Feel safe	4.30
	4.02	Feel at home	4.07
	4.11	Feel inspired	4.04▷
	4.28	Regularly engaged	3.98▶
	3.93	Involved outside lessons	3.68▶
	3.94	Feedback appreciated	3.90
3.51▶	**4.15**	Course evaluations	◁4.24

General

◁3.88	**3.80**	Information	◁3.86
3.66▶	**3.80**	Facilities	3.74▷
	3.80	Study pressure	3.25

"study pressure" is coded as: 1=too low, 3=good, 5=too high

data analysis:
Jeroen Fokker - Departement Computer Science - Utrecht University
Hossein Al Mahmoudi - UBD Teaching Policy - Utrecht University

Master program Beta-Ma

Betawetenschappen

Nationale Studenten Enquete 2021

Universiteit Utrecht

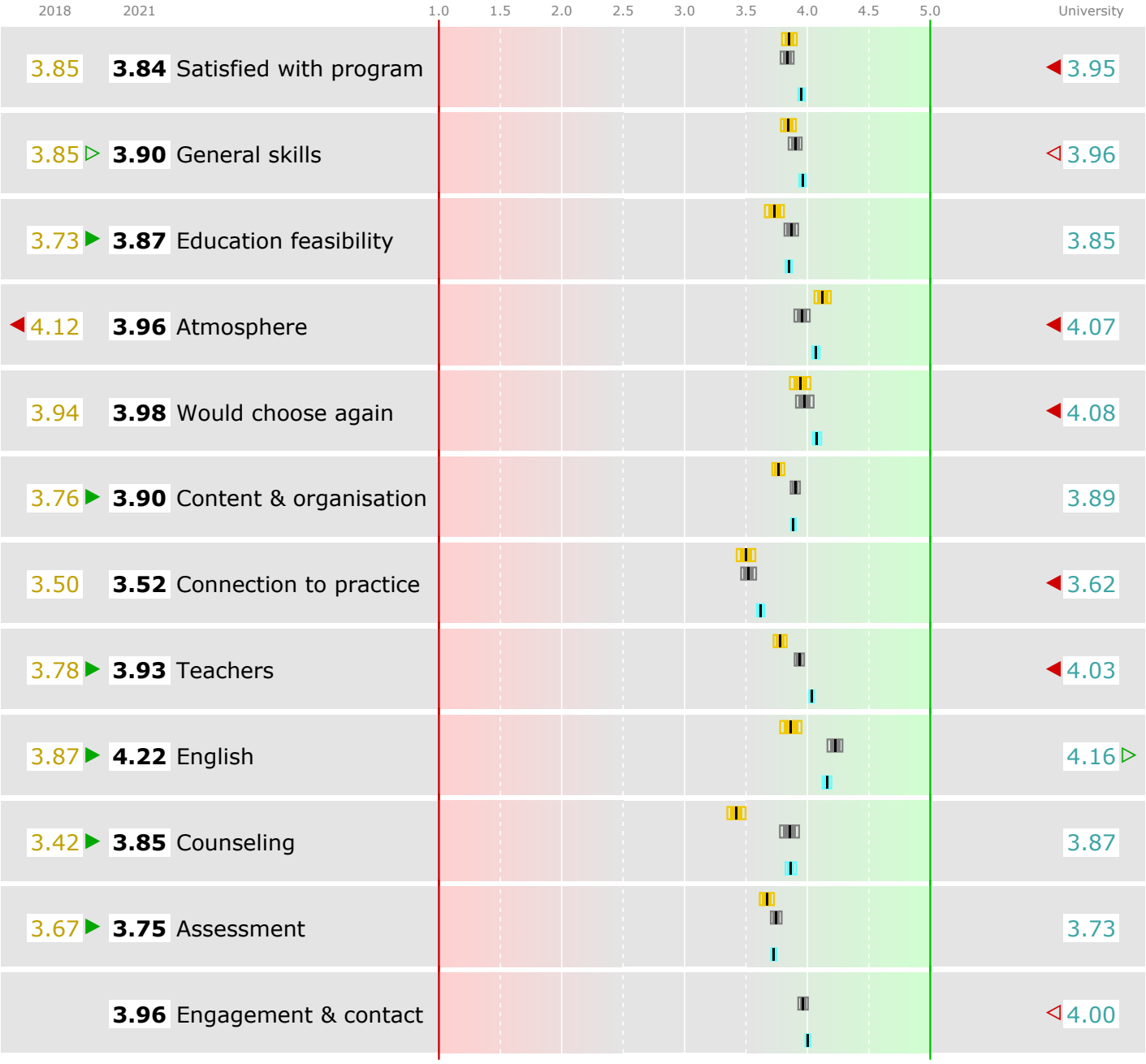

Response: 873 out of 2589 = 33.7%

Compared to previous years

- program in 2018 (n=701)
- program in 2021 (n=873)
- 95% confidence interval
- 80% confidence interval

The UU program in 2021 is...

- ▶ probably better
- ▷ possibly better
- ◁ possibly worse
- ◀ probably worse

...than the comparison group

Compared to Master program in other faculties

- Utrecht University

Sociale wetenschappen (n=730)
Geesteswetenschappen (n=458)
Geowetenschappen (n=599)
Recht, Economie en Bestuurlijke Organis (n=542)
Geneeskunde (n=747)
Diergeneeskunde (n=253)

Masterprogram Beta-Ma

Betawetenschappen

Content & organisation

2018	2021		University
3.83 ▶	**4.00**	Satisfied with content	◀ 4.06
3.78 ▶	**4.00**	Up-to-date	4.03
3.78 ▶	**4.00**	Quality materials	◁ 4.04
3.93 ▶	**4.02**	Program level	◁ 4.08
3.74 ▷	**3.82**	Work methods	3.84
3.65 ▶	**4.00**	Can broaden/deepen	3.85 ▶
	3.44	Program coordination	◀ 3.72
3.70 ▶	**3.92**	Challenging	3.95
3.82 ▶	**4.00**	Shape your own program	3.58 ▶

Connection to practice

3.42 ▷	**3.50**	Satisfied with practice	◀ 3.61
3.48 ▷	**3.55**	Skills for practice	◀ 3.63
3.50	**3.49**	Link to professionals	◀ 3.61

Teachers

3.75 ▶	**3.97**	Satisfied with teachers	◀ 4.12
3.86	**3.92**	Involvement	◀ 4.01
3.56 ▶	**3.77**	Didactic skills	◀ 3.94
4.12 ▶	**4.41**	Content expertise	4.44
3.89	**3.90**	Practice knowledge	◀ 4.05
3.74	**3.78**	Supportive	◀ 3.86
3.64 ▷	**3.72**	Inspiring	◀ 3.82
	3.88	Understandable	◀ 4.03
	4.10	Encourage questions	4.12

Counseling

2018	2021		University
3.44 ▶	**3.71**	Satisfied with counseling	◁ 3.80
3.60 ▶	**3.92**	Opportunity	3.90
3.54 ▶	**3.79**	Quality	3.83

Assessment

3.56 ▶	**3.71**	Satisfied with assessment	3.68
3.71 ▶	**3.82**	Exam matches content	3.80
3.63 ▶	**3.74**	Clear criteria	3.70
3.70 ▶	**3.80**	Quality knowledge exam	3.76 ▷
3.64 ▷	**3.71**	Quality practice exam	3.70
	3.82	Exam form follows content	3.80
3.55	**3.58**	Feedback on exams	3.61

Engagement & contact

3.84 ▶	**4.20**	Teachers reachable	4.11 ▶
	3.76	Feedback	3.78
	4.25	Feel safe	4.17 ▶
	3.85	Feel at home	◁ 3.90
	3.99	Feel inspired	◁ 4.06
	4.00	Regularly engaged	◀ 4.12
	3.63	Involved outside lessons	◀ 3.82
	3.88	Feedback appreciated	3.92
3.34 ▶	**4.12**	Course evaluations	◁ 4.17

General

3.37 ▶	**3.61**	Information	◀ 3.78
◀ 3.75	**3.65**	Facilities	3.60
	3.36	Study pressure	3.45

"study pressure" is coded as: 1=too low, 3=good, 5=too high

data analysis:
Jeroen Fokker - Departement Computer Science - Utrecht University
Hossein Al Mahmoudi - UBD Teaching Policy - Utrecht University

Master program FSW-Ma

Sociale wetenschappen

Nationale Studenten Enquete 2021

Universiteit Utrecht

2018	2021		University
3.86	**3.91**	Satisfied with program	3.93
3.83	**3.86**	General skills	◀ 3.97
3.71 ▷	**3.80**	Education feasibility	◀ 3.87
◁ 4.06	**3.98**	Atmosphere	◀ 4.06
3.86 ▶	**3.99**	Would choose again	◁ 4.07
3.78	**3.82**	Content & organisation	◀ 3.90
3.56 ▶	**3.76**	Connection to practice	3.57 ▶
3.78 ▶	**4.05**	Teachers	4.01 ▷
3.50 ▶	**4.01**	English	◀ 4.22
3.49 ▶	**3.89**	Counseling	3.86
3.69 ▶	**3.78**	Assessment	3.72 ▶
	4.01	Engagement & contact	3.99

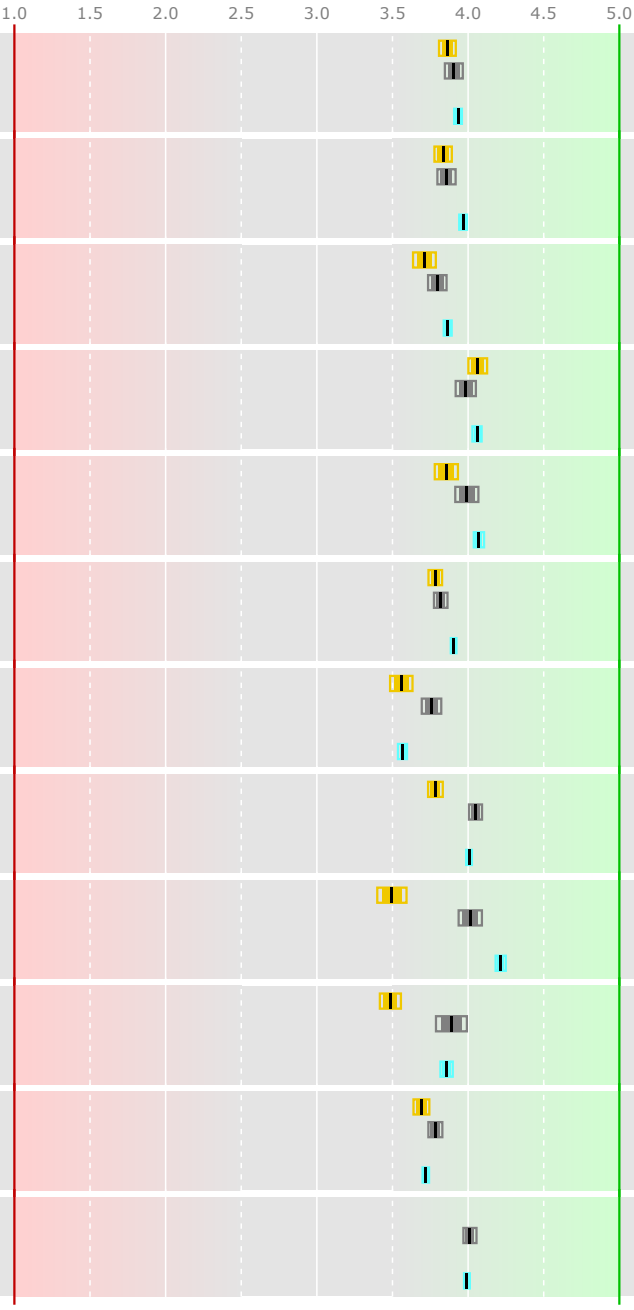

Response: 730 out of 1973 = 37.0%

Compared to previous years

program in 2018 (n=840)
program in 2021 (n=730)
95% confidence interval
80% confidence interval

The UU program in 2021 is...

▶ probably better
▷ possibly better
◁ possibly worse
◀ probably worse

...than the comparison group

Compared to Master program in other faculties

Utrecht University

Betawetenschappen (n=873)
Geesteswetenschappen (n=458)
Geowetenschappen (n=599)
Recht, Economie en Bestuurlijke Organis (n=542)
Geneeskunde (n=747)
Diergeneeskunde (n=253)

Masterprogram FSW-Ma

Sociale wetenschappen

Content & organisation

2018	2021		University
3.77 ▶	**3.93**	Satisfied with content	◀ 4.07
3.84 ▶	**3.95**	Up-to-date	◀ 4.04
3.89 ▶	**3.99**	Quality materials	◁ 4.04
3.94 ▶	**4.04**	Program level	4.08
3.69	**3.73**	Work methods	◀ 3.85
3.52 ▶	**3.73**	Can broaden/deepen	◀ 3.91
	3.63	Program coordination	3.67
3.73 ▶	**3.90**	Challenging	◁ 3.96
◁ 3.65	**3.56**	Shape your own program	◀ 3.69

Connection to practice

3.66	**3.68**	Satisfied with practice	3.56 ▶
3.57 ▶	**3.73**	Skills for practice	3.59 ▶
3.50 ▶	**3.78**	Link to professionals	3.54 ▶

Teachers

3.89 ▶	**4.13**	Satisfied with teachers	4.08 ▷
3.82 ▶	**4.06**	Involvement	3.97 ▶
3.70 ▶	**3.98**	Didactic skills	3.89 ▶
4.21 ▶	**4.43**	Content expertise	4.44
3.91 ▶	**4.06**	Practice knowledge	4.01 ▷
3.75 ▶	**3.90**	Supportive	3.83 ▶
3.70	**3.75**	Inspiring	◁ 3.81
	4.05	Understandable	3.99 ▶
	4.16	Encourage questions	4.11 ▷

Counseling

2018	2021		University
3.49 ▶	**3.78**	Satisfied with counseling	3.78
3.65 ▶	**3.92**	Opportunity	3.90
3.63 ▶	**3.86**	Quality	3.82

Assessment

3.63 ▷	**3.71**	Satisfied with assessment	3.68
3.73 ▶	**3.86**	Exam matches content	3.79 ▶
3.71	**3.74**	Clear criteria	3.70
3.70 ▶	**3.81**	Quality knowledge exam	3.76 ▷
3.61 ▶	**3.72**	Quality practice exam	3.70
	3.82	Exam form follows content	3.80
3.63 ▶	**3.76**	Feedback on exams	3.57 ▶

Engagement & contact

3.78 ▶	**4.16**	Teachers reachable	4.12
	3.89	Feedback	3.75 ▶
	4.14	Feel safe	◁ 4.20
	3.80	Feel at home	◀ 3.91
	3.98	Feel inspired	◀ 4.06
	4.11	Regularly engaged	4.09
	3.81	Involved outside lessons	3.77
	3.99	Feedback appreciated	3.89 ▶
3.24 ▶	**4.24**	Course evaluations	4.14 ▶

General

3.58 ▶	**3.73**	Information	3.74
◀ 3.82	**3.54**	Facilities	◀ 3.63
	3.48	Study pressure	3.42

"study pressure" is coded as: 1=too low, 3=good, 5=too high

data analysis:
Jeroen Fokker - Departement Computer Science - Utrecht University
Hossein Al Mahmoudi - UBD Teaching Policy - Utrecht University

Master program GW-Ma

Geesteswetenschappen

Nationale Studenten Enquete 2021

Universiteit Utrecht

2018	2021		University
4.01	**4.01**	Satisfied with program	3.92 ▶
3.94 ▷	**4.02**	General skills	3.94 ▶
3.92	**3.91**	Education feasibility	3.85 ▷
4.29	**4.23**	Atmosphere	4.02 ▶
4.02	**4.04**	Would choose again	4.06
3.99	**4.02**	Content & organisation	3.87 ▶
3.58	**3.58**	Connection to practice	3.60
4.05 ▶	**4.22**	Teachers	3.99 ▶
4.11 ▶	**4.57**	English	4.13 ▶
3.70 ▶	**4.07**	Counseling	3.83 ▶
3.81 ▶	**3.95**	Assessment	3.70 ▶
	4.09	Engagement & contact	3.98 ▶

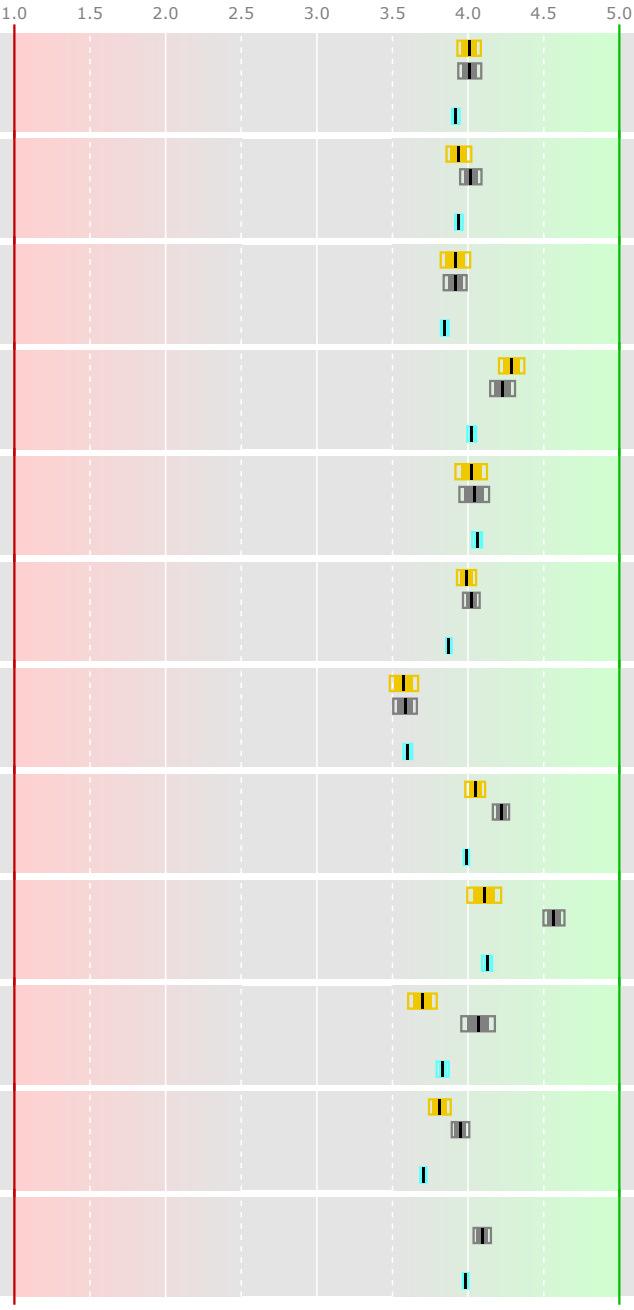

Response: 458 out of 1434 = 31.9%

Compared to previous years

- program in 2018 (n=440)
- program in 2021 (n=458)
- 95% confidence interval
- 80% confidence interval

The UU program in 2021 is...

- ▶ probably better
- ▷ possibly better
- ◁ possibly worse
- ◀ probably worse

...than the comparison group

Compared to Master program in other faculties

- Utrecht University

Betawetenschappen (n=873)
Sociale wetenschappen (n=730)
Geowetenschappen (n=599)
Recht, Economie en Bestuurlijke Organis (n=542)
Geneeskunde (n=747)
Diergeneeskunde (n=253)

Masterprogram GW-Ma

Geesteswetenschappen

Content & organisation

2018	2021		University
4.01 ▷	**4.12**	Satisfied with content	4.04 ▷
4.11	**4.06**	Up-to-date	4.02
4.09 ▶	**4.20**	Quality materials	4.01 ▶
4.08 ▶	**4.20**	Program level	4.05 ▶
3.95	**3.94**	Work methods	3.82 ▶
3.94 ▷	**4.03**	Can broaden/deepen	3.86 ▶
	3.87	Program coordination	3.64 ▶
3.96 ▶	**4.09**	Challenging	3.93 ▶
◀ 4.02	**3.78**	Shape your own program	3.66 ▶

Connection to practice

3.57	**3.59**	Satisfied with practice	3.58
3.46	**3.52**	Skills for practice	◀ 3.62
3.46 ▶	**3.64**	Link to professionals	3.58 ▷

Teachers

4.11 ▶	**4.32**	Satisfied with teachers	4.06 ▶
4.20 ▶	**4.33**	Involvement	3.95 ▶
3.95 ▶	**4.22**	Didactic skills	3.87 ▶
4.45 ▶	**4.59**	Content expertise	4.42 ▶
3.96	**3.98**	Practice knowledge	4.02
3.99 ▷	**4.08**	Supportive	3.81 ▶
4.00 ▷	**4.09**	Inspiring	3.76 ▶
	4.18	Understandable	3.98 ▶
	4.27	Encourage questions	4.10 ▶

Counseling

2018	2021		University
3.79 ▶	**4.06**	Satisfied with counseling	3.74 ▶
3.84 ▶	**4.09**	Opportunity	3.87 ▶
3.83 ▶	**4.05**	Quality	3.79 ▶

Assessment

3.75 ▶	**3.94**	Satisfied with assessment	3.65 ▶
3.90 ▶	**4.09**	Exam matches content	3.77 ▶
3.57 ▶	**3.78**	Clear criteria	3.70 ▷
3.90 ▷	**4.00**	Quality knowledge exam	3.74 ▶
3.87	**3.91**	Quality practice exam	3.68 ▶
	4.04	Exam form follows content	3.78 ▶
3.77 ▷	**3.88**	Feedback on exams	3.57 ▶

Engagement & contact

3.98 ▶	**4.19**	Teachers reachable	4.12 ▷
	3.98	Feedback	3.75 ▶
	4.22	Feel safe	4.19
	3.86	Feel at home	3.89
	4.14	Feel inspired	4.04 ▶
	4.20	Regularly engaged	4.08 ▶
	3.95	Involved outside lessons	3.76 ▶
	4.03	Feedback appreciated	3.90 ▶
3.55 ▶	**4.28**	Course evaluations	4.14 ▶

General

3.75 ▶	**3.94**	Information	3.72 ▶
◀ 3.82	**3.53**	Facilities	◁ 3.62
	3.54	Study pressure	3.42

"study pressure" is coded as: 1=too low, 3=good, 5=too high

data analysis:
Jeroen Fokker - Departement Computer Science - Utrecht University
Hossein Al Mahmoudi - UBD Teaching Policy - Utrecht University

Master program Geo-Ma

Geowetenschappen

Nationale Studenten Enquete 2021

Universiteit Utrecht

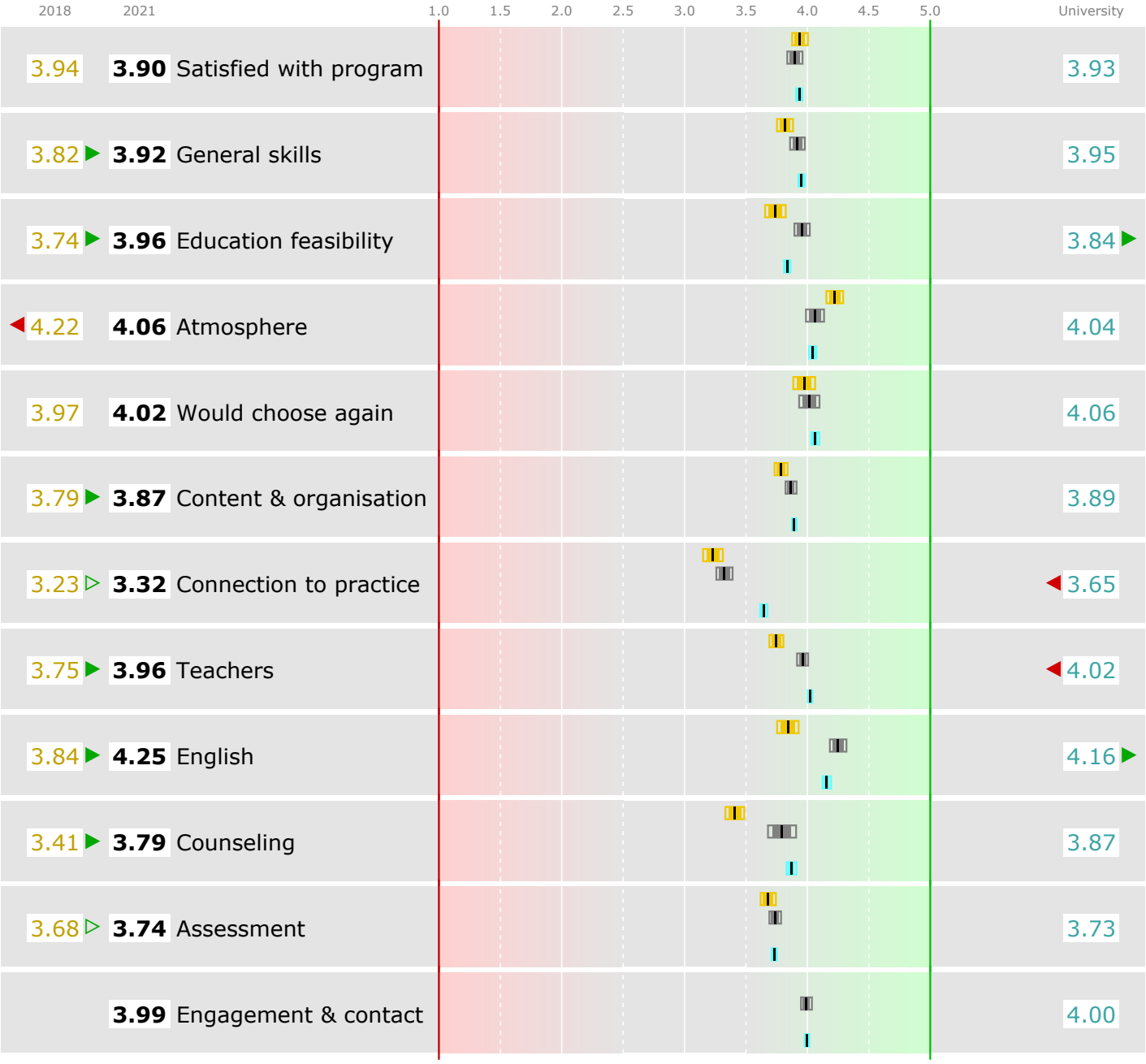

Response: 599 out of 1581 = 37.9%

Compared to previous years

- program in 2018 (n=581)
- program in 2021 (n=599)
- 95% confidence interval
- 80% confidence interval

The UU program in 2021 is...

- ▶ probably better
- ▷ possibly better
- ◁ possibly worse
- ◀ probably worse

...than the comparison group

Compared to Master program in other faculties

- Utrecht University

Betawetenschappen (n=873)
Sociale wetenschappen (n=730)
Geesteswetenschappen (n=458)
Recht, Economie en Bestuurlijke Organis (n=542)
Geneeskunde (n=747)
Diergeneeskunde (n=253)

Masterprogram Geo-Ma

Geowetenschappen

Content & organisation

2018	2021		University
3.91 ▶	**4.02**	Satisfied with content	4.05
3.89 ▶	**4.12**	Up-to-date	4.01 ▶
3.80 ▶	**4.00**	Quality materials	4.03
3.90 ▶	**4.00**	Program level	◀ 4.08
3.73	**3.79**	Work methods	◁ 3.84
3.57 ▶	**3.85**	Can broaden/deepen	3.89
	3.68	Program coordination	3.66
3.66 ▶	**3.89**	Challenging	◁ 3.96
◀ 3.84	**3.61**	Shape your own program	◁ 3.68

Connection to practice

3.38 ▷	**3.48**	Satisfied with practice	◀ 3.60
3.23 ▷	**3.31**	Skills for practice	◀ 3.66
3.21 ▶	**3.34**	Link to professionals	◀ 3.63

Teachers

3.81 ▶	**4.08**	Satisfied with teachers	4.09
3.83 ▶	**3.98**	Involvement	3.99
3.65 ▶	**3.88**	Didactic skills	3.91
4.20 ▶	**4.40**	Content expertise	◁ 4.44
3.66 ▷	**3.77**	Practice knowledge	◀ 4.06
3.71 ▷	**3.79**	Supportive	◁ 3.85
3.54 ▶	**3.76**	Inspiring	3.80
	3.92	Understandable	◀ 4.01
	4.17	Encourage questions	4.11 ▷

Counseling

2018	2021		University
3.49 ▶	**3.68**	Satisfied with counseling	◁ 3.79
3.55 ▶	**3.80**	Opportunity	◁ 3.91
3.56 ▶	**3.79**	Quality	3.83

Assessment

3.60 ▶	**3.72**	Satisfied with assessment	3.68 ▷
3.74 ▷	**3.82**	Exam matches content	3.80
3.67 ▶	**3.80**	Clear criteria	3.69 ▶
3.68 ▶	**3.78**	Quality knowledge exam	3.76
3.65	**3.66**	Quality practice exam	◁ 3.71
	3.81	Exam form follows content	3.81
3.51	**3.56**	Feedback on exams	3.61

Engagement & contact

3.79 ▶	**4.13**	Teachers reachable	4.12
	3.79	Feedback	3.77
	4.28	Feel safe	4.18 ▶
	3.86	Feel at home	3.89
	4.04	Feel inspired	4.05
	4.08	Regularly engaged	4.10
	3.69	Involved outside lessons	◀ 3.79
	3.93	Feedback appreciated	3.91
3.26 ▶	**4.15**	Course evaluations	4.16

General

3.58 ▶	**3.76**	Information	3.74
◀ 3.75	**3.55**	Facilities	◁ 3.62
	3.33	Study pressure	3.45

"study pressure" is coded as: 1=too low, 3=good, 5=too high

data analysis:
Jeroen Fokker - Departement Computer Science - Utrecht University
Hossein Al Mahmoudi - UBD Teaching Policy - Utrecht University

Master program REBO-Ma

Recht, Economie en Bestuurlijke Organisatie

Nationale Studenten Enquete 2021

Universiteit Utrecht

2018	2021		University
◀ 4.11	**3.89**	Satisfied with program	3.93
◀ 4.03	**3.90**	General skills	◁ 3.95
◀ 3.92	**3.78**	Education feasibility	◀ 3.86
◀ 4.35	**3.95**	Atmosphere	◀ 4.06
◀ 4.21	**3.96**	Would choose again	◀ 4.07
◀ 3.99	**3.88**	Content & organisation	3.89
3.40	**3.33**	Connection to practice	◀ 3.64
◁ 4.08	**4.01**	Teachers	4.01
4.29	**4.21**	English	4.17
3.74 ▷	**3.86**	Counseling	3.86
◀ 3.80	**3.64**	Assessment	◀ 3.74
	3.97	Engagement & contact	4.00

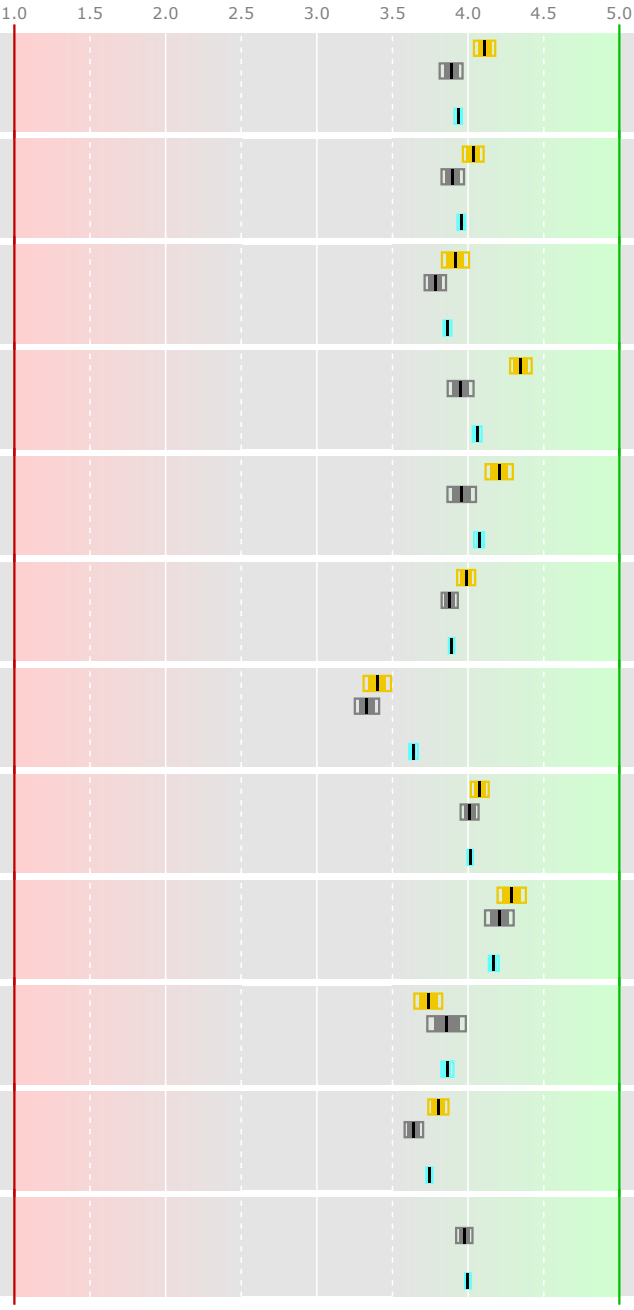

Response: 542 out of 1726 = 31.4%

Compared to previous years

- program in 2018 (n=477)
- program in 2021 (n=542)
- 95% confidence interval
- 80% confidence interval

The UU program in 2021 is...

- ▶ probably better
- ▷ possibly better
- ◁ possibly worse
- ◀ probably worse

...than the comparison group

Compared to Master program in other faculties

- Utrecht University

Betawetenschappen (n=873)
Sociale wetenschappen (n=730)
Geesteswetenschappen (n=458)
Geowetenschappen (n=599)
Geneeskunde (n=747)
Diergeneeskunde (n=253)

Masterprogram REBO-Ma

Recht, Economie en Bestuurlijke Organisatie

Content & organisation

2018	2021		University
4.07	**4.04**	Satisfied with content	4.05
4.10	**4.12**	Up-to-date	4.01 ▶
4.02	**4.01**	Quality materials	4.03
◁ 4.12	**4.03**	Program level	◁ 4.08
◀ 3.91	**3.75**	Work methods	◀ 3.85
3.87	**3.94**	Can broaden/deepen	3.87 ▷
	3.72	Program coordination	3.65 ▷
4.01	**3.95**	Challenging	3.94
◀ 3.88	**3.50**	Shape your own program	◀ 3.69

Connection to practice

◀ 3.68	**3.47**	Satisfied with practice	◀ 3.60
3.46	**3.44**	Skills for practice	◀ 3.64
◀ 3.37	**3.22**	Link to professionals	◀ 3.64

Teachers

4.09	**4.04**	Satisfied with teachers	◁ 4.10
◀ 4.19	**3.99**	Involvement	3.99
3.95	**3.96**	Didactic skills	3.90 ▷
4.32	**4.38**	Content expertise	◁ 4.44
4.03	**3.96**	Practice knowledge	◁ 4.03
◀ 4.04	**3.85**	Supportive	3.84
◀ 3.91	**3.74**	Inspiring	◁ 3.81
	4.02	Understandable	4.00
	4.18	Encourage questions	4.11 ▷

Counseling

2018	2021		University
3.73	**3.80**	Satisfied with counseling	3.78
3.87	**3.88**	Opportunity	3.90
3.86	**3.84**	Quality	3.82

Assessment

◀ 3.75	**3.52**	Satisfied with assessment	◀ 3.71
◀ 3.88	**3.71**	Exam matches content	◀ 3.82
◁ 3.67	**3.58**	Clear criteria	◀ 3.73
◀ 3.84	**3.71**	Quality knowledge exam	◁ 3.77
◀ 3.82	**3.59**	Quality practice exam	◀ 3.72
	3.74	Exam form follows content	◁ 3.82
◀ 3.87	**3.52**	Feedback on exams	◁ 3.62

Engagement & contact

4.15	**4.21**	Teachers reachable	4.11 ▶
	3.72	Feedback	◁ 3.78
	4.18	Feel safe	4.19
	3.82	Feel at home	◁ 3.90
	3.97	Feel inspired	◀ 4.06
	4.13	Regularly engaged	4.09
	3.69	Involved outside lessons	◀ 3.79
	3.93	Feedback appreciated	3.91
3.54 ▶	**4.14**	Course evaluations	4.16

General

3.81	**3.83**	Information	3.73 ▶
◀ 3.87	**3.35**	Facilities	◀ 3.65
	3.54	Study pressure	3.41

"study pressure" is coded as: 1=too low, 3=good, 5=too high

data analysis:
Jeroen Fokker - Departement Computer Science - Utrecht University
Hossein Al Mahmoudi - UBD Teaching Policy - Utrecht University

Master program GNK-Ma

Geneeskunde

Nationale Studenten Enquete 2021

Universiteit Utrecht

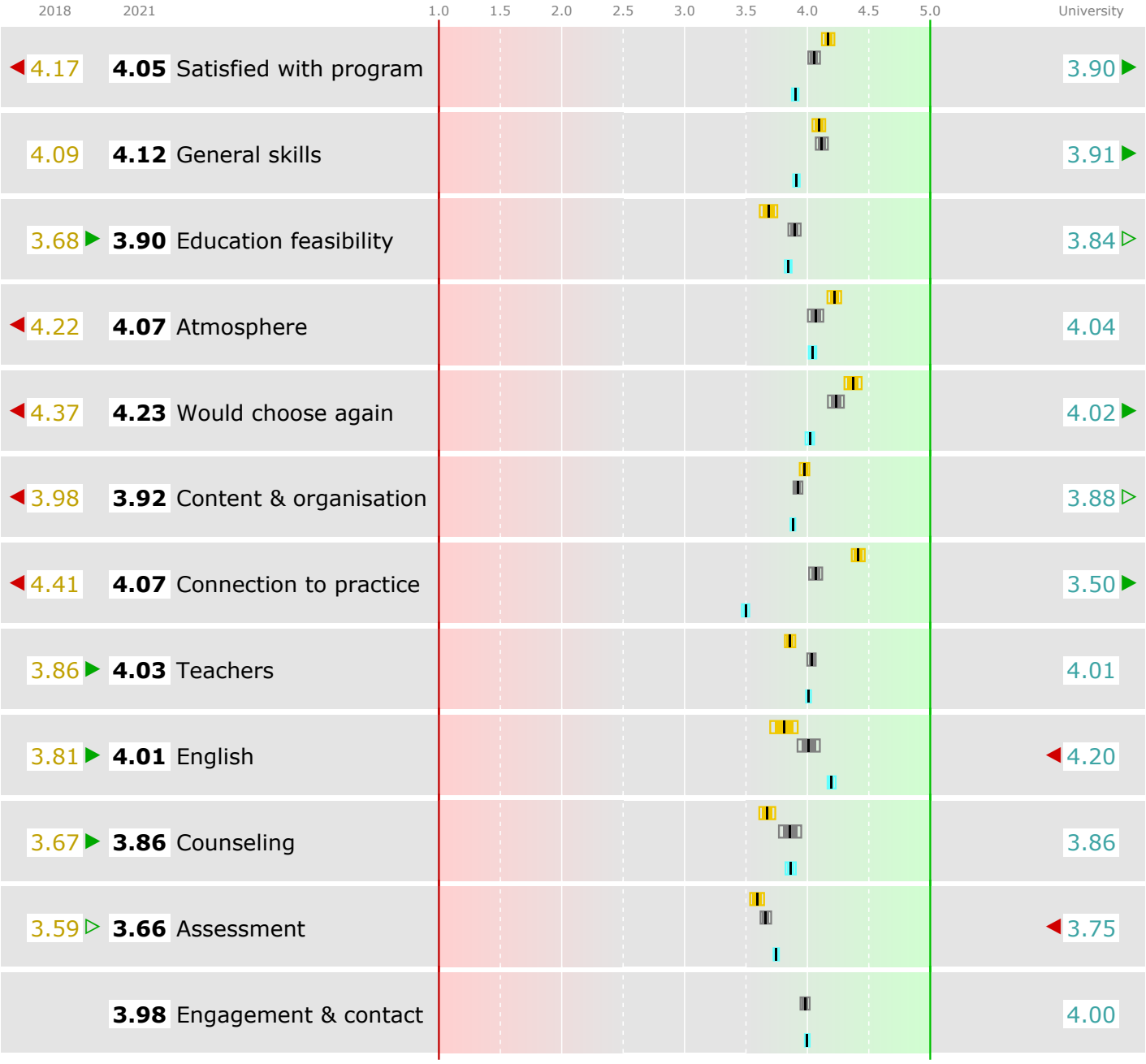

Response: 747 out of 2036 = 36.7%

Compared to previous years

- program in 2018 (n=686)
- program in 2021 (n=747)
- 95% confidence interval
- 80% confidence interval

The UU program in 2021 is...

- ▶ probably better
- ▷ possibly better
- ◁ possibly worse
- ◀ probably worse

...than the comparison group

Compared to Master program in other faculties

- Utrecht University

Betawetenschappen (n=873)
Sociale wetenschappen (n=730)
Geesteswetenschappen (n=458)
Geowetenschappen (n=599)
Recht, Economie en Bestuurlijke Organis (n=542)
Diergeneeskunde (n=253)

Masterprogram GNK-Ma

Geneeskunde

Content & organisation

2018	2021		University
4.12 ▶	**4.19**	Satisfied with content	4.02 ▶
3.88 ▶	**4.01**	Up-to-date	4.03
3.90 ▶	**4.05**	Quality materials	4.03
4.11 ▷	**4.16**	Program level	4.05 ▶
3.96	**3.98**	Work methods	3.80 ▶
3.51 ▶	**3.83**	Can broaden/deepen	◁ 3.89
	3.80	Program coordination	3.63 ▶
3.79 ▶	**3.95**	Challenging	3.94
3.60	**3.61**	Shape your own program	◁ 3.68

Connection to practice

◀ 3.92	**3.80**	Satisfied with practice	3.54 ▶
◀ 4.38	**4.05**	Skills for practice	3.52 ▶
◀ 4.46	**4.08**	Link to professionals	3.48 ▶

Teachers

3.97 ▶	**4.13**	Satisfied with teachers	4.08 ▷
3.74 ▷	**3.81**	Involvement	◀ 4.03
3.67 ▶	**3.83**	Didactic skills	◀ 3.93
4.30 ▶	**4.46**	Content expertise	4.43 ▷
4.33 ▶	**4.43**	Practice knowledge	3.93 ▶
3.76	**3.80**	Supportive	◁ 3.85
3.86	**3.85**	Inspiring	3.79 ▶
	4.04	Understandable	3.99 ▷
	4.05	Encourage questions	◀ 4.13

Counseling

2018	2021		University
3.67 ▶	**3.83**	Satisfied with counseling	3.77
3.85	**3.92**	Opportunity	3.90
3.81	**3.80**	Quality	3.83

Assessment

3.46 ▶	**3.62**	Satisfied with assessment	◀ 3.70
3.59 ▶	**3.70**	Exam matches content	◀ 3.83
3.57 ▶	**3.68**	Clear criteria	3.71
3.57 ▶	**3.67**	Quality knowledge exam	◀ 3.79
3.63 ▷	**3.72**	Quality practice exam	3.70
	3.76	Exam form follows content	◁ 3.82
3.50	**3.45**	Feedback on exams	◀ 3.64

Engagement & contact

3.76 ▶	**3.96**	Teachers reachable	◀ 4.16
	3.61	Feedback	◀ 3.81
	4.13	Feel safe	◀ 4.20
	4.02	Feel at home	3.86 ▶
	4.12	Feel inspired	4.03 ▶
	4.10	Regularly engaged	4.10
	3.84	Involved outside lessons	3.76 ▶
	3.87	Feedback appreciated	◁ 3.92
3.38 ▶	**4.19**	Course evaluations	4.15

General

3.68 ▶	**3.81**	Information	3.73 ▶
◀ 3.97	**3.85**	Facilities	3.56 ▶
	3.34	Study pressure	3.45

"study pressure" is coded as: 1=too low, 3=good, 5=too high

data analysis:
Jeroen Fokker - Departement Computer Science - Utrecht University
Hossein Al Mahmoudi - UBD Teaching Policy - Utrecht University

Master program DGK-Ma

Diergeneeskunde

Nationale Studenten Enquete 2021

Universiteit Utrecht

2018	2021		University
◀ 4.11	**3.95**	Satisfied with program	3.93
3.68 ▶	**3.92**	General skills	3.95
3.30 ▶	**3.63**	Education feasibility	◀ 3.87
4.35	**4.31**	Atmosphere	4.03 ▶
◁ 4.45	**4.34**	Would choose again	4.04 ▶
◀ 3.90	**3.79**	Content & organisation	◀ 3.90
◀ 3.42	**3.26**	Connection to practice	◀ 3.62
3.72 ▶	**3.88**	Teachers	◀ 4.02
3.46	**3.57**	English	◀ 4.19
3.34 ▶	**3.65**	Counseling	◀ 3.89
3.43 ▷	**3.51**	Assessment	◀ 3.75
	3.97	Engagement & contact	4.00

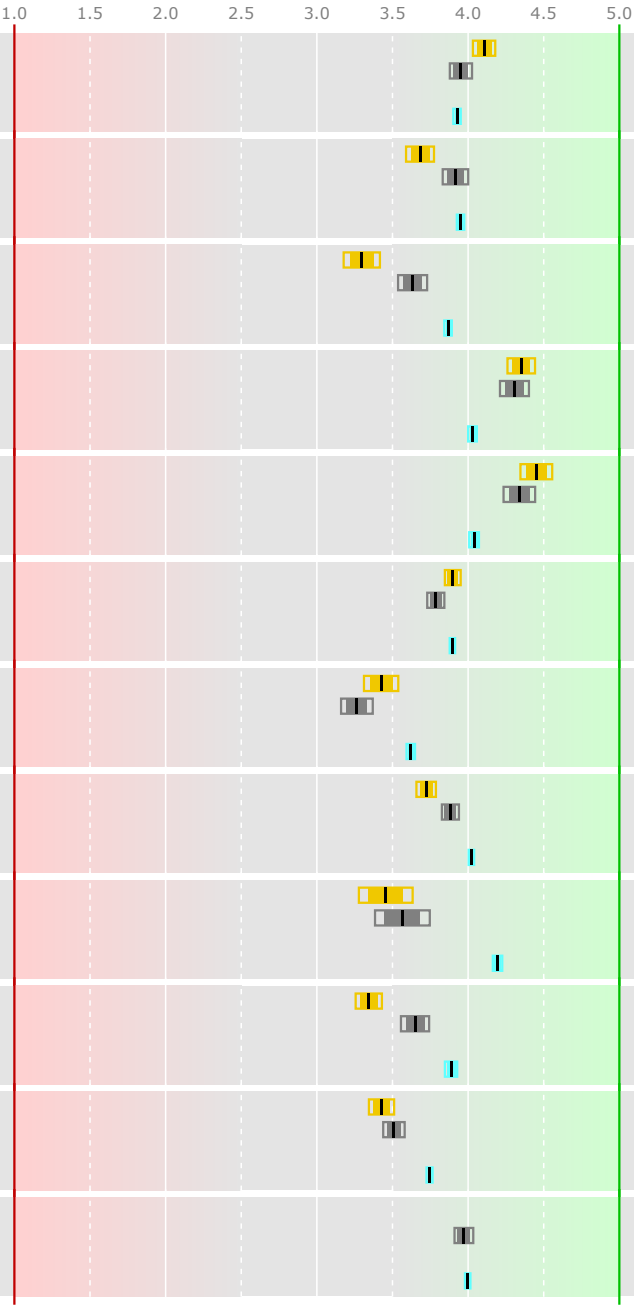

Response: 253 out of 741 = 34.1%

Compared to previous years

- program in 2018 (n=265)
- program in 2021 (n=253)
- 95% confidence interval
- 80% confidence interval

The UU program in 2021 is...

- ▶ probably better
- ▷ possibly better
- ◁ possibly worse
- ◀ probably worse

...than the comparison group

Compared to Master program in other faculties

- Utrecht University

Betawetenschappen (n=873)
Sociale wetenschappen (n=730)
Geesteswetenschappen (n=458)
Geowetenschappen (n=599)
Recht, Economie en Bestuurlijke Organis (n=542)
Geneeskunde (n=747)

Masterprogram DGK-Ma

Diergeneeskunde

Content & organisation

2018	2021		University
4.03 ▷	**4.11**	Satisfied with content	4.04 ▷
3.86	**3.85**	Up-to-date	◀ 4.03
3.75 ▶	**3.98**	Quality materials	◁ 4.03
4.11	**4.05**	Program level	4.07
3.75	**3.81**	Work methods	3.84
3.66	**3.74**	Can broaden/deepen	◀ 3.89
	3.56	Program coordination	◀ 3.67
3.82 ▶	**4.04**	Challenging	3.94 ▶
◀ 3.56	**3.31**	Shape your own program	◀ 3.69

Connection to practice

3.46	**3.49**	Satisfied with practice	◁ 3.59
3.43	**3.42**	Skills for practice	◀ 3.63
◀ 3.67	**3.11**	Link to professionals	◀ 3.62

Teachers

3.97	**4.02**	Satisfied with teachers	◁ 4.10
3.79 ▶	**3.92**	Involvement	◁ 3.99
3.61 ▶	**3.78**	Didactic skills	◀ 3.92
4.21 ▶	**4.39**	Content expertise	4.44
3.81	**3.87**	Practice knowledge	◀ 4.03
3.69	**3.69**	Supportive	◀ 3.85
3.74	**3.74**	Inspiring	3.80
	3.95	Understandable	◁ 4.00
	3.72	Encourage questions	◀ 4.14

Counseling

2018	2021		University
3.34 ▶	**3.53**	Satisfied with counseling	◀ 3.81
3.60	**3.68**	Opportunity	◀ 3.93
3.35 ▶	**3.62**	Quality	◀ 3.85

Assessment

3.34 ▶	**3.52**	Satisfied with assessment	◀ 3.69
3.42 ▷	**3.54**	Exam matches content	◀ 3.82
3.43	**3.49**	Clear criteria	◀ 3.72
3.41	**3.44**	Quality knowledge exam	◀ 3.79
3.46 ▷	**3.56**	Quality practice exam	◀ 3.71
	3.54	Exam form follows content	◀ 3.82
3.35 ▷	**3.49**	Feedback on exams	◀ 3.61

Engagement & contact

3.68 ▶	**3.95**	Teachers reachable	◀ 4.14
	3.68	Feedback	◀ 3.78
	4.06	Feel safe	◀ 4.20
	4.14	Feel at home	3.87 ▶
	4.23	Feel inspired	4.04 ▶
	4.21	Regularly engaged	4.09 ▶
	4.07	Involved outside lessons	3.76 ▶
	3.60	Feedback appreciated	◀ 3.93
3.23 ▶	**3.80**	Course evaluations	◀ 4.18

General

◀ 3.61	**3.43**	Information	◀ 3.76
3.68 ▶	**3.85**	Facilities	3.60 ▶
	3.61	Study pressure	3.42

"study pressure" is coded as: 1=too low, 3=good, 5=too high

data analysis:
Jeroen Fokker - Departement Computer Science - Utrecht University
Hossein Al Mahmoudi - UBD Teaching Policy - Utrecht University

Bachelor program all-Ba

Alle Bachelor-opleidingen

Nationale Studenten Enquete 2021

Universiteit Utrecht

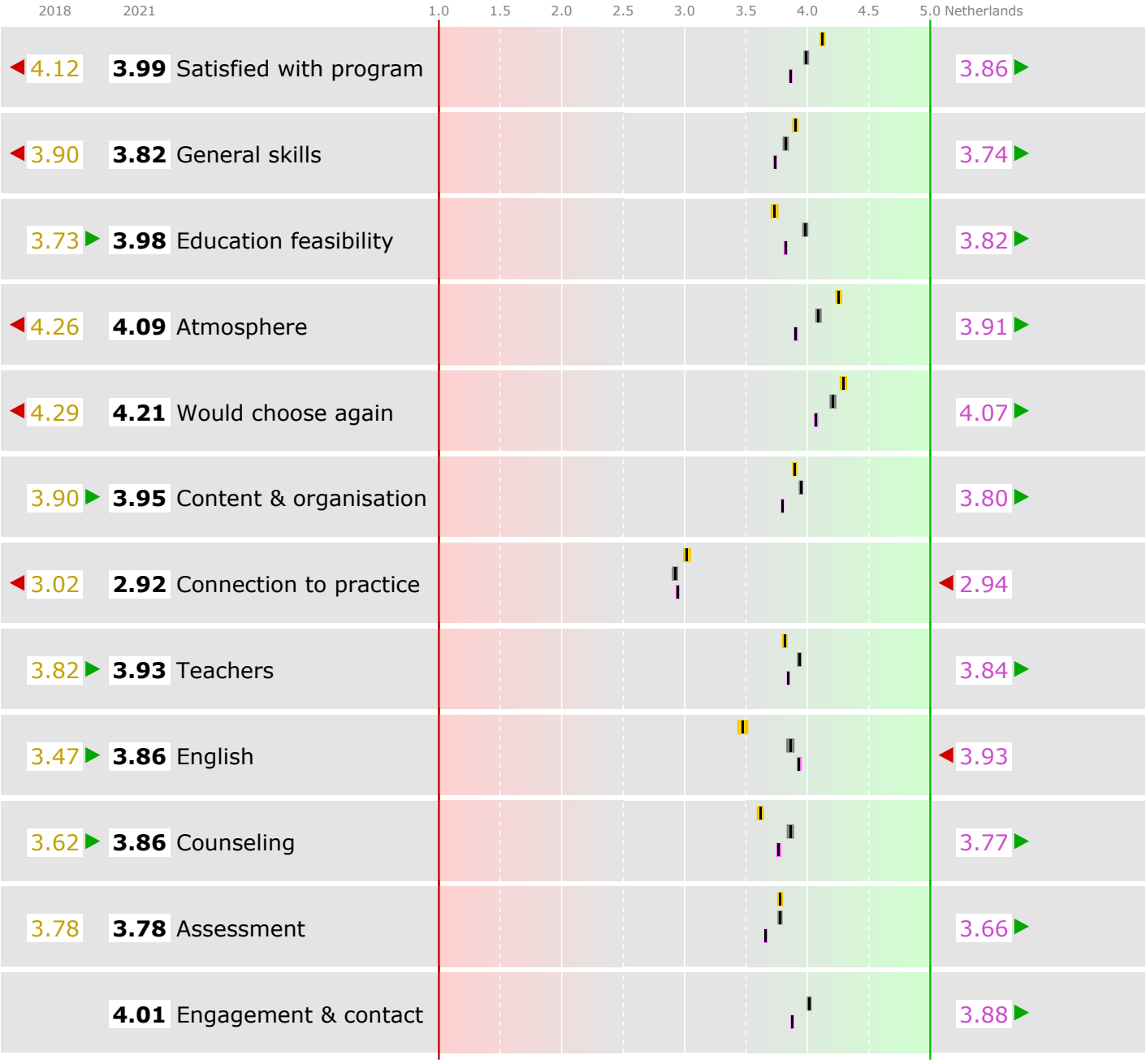

Response: 8345 out of 23653 = 35.3%

Compared to previous years

program in 2018 (n=6570)
program in 2021 (n=8345)
95% confidence interval
80% confidence interval

Compared to other universities

Netherlands

Leiden: Alle Bachelor-opleidingen (n=9731)
Groningen: Alle Bachelor-opleidingen (n=8879)
UvA: Alle Bachelor-opleidingen (n=8660)
VU: Alle Bachelor-opleidingen (n=5075)
Nijmegen: Alle Bachelor-opleidingen (n=6564)

The UU program in 2021 is...

- ▶ probably better
- ▷ possibly better
- ◁ possibly worse
- ◀ probably worse

...than the comparison group

Bachelorprogram all-Ba

Alle Bachelor-opleidingen

Content & organisation

2018	2021		Netherlands
4.03 ▶	**4.12**	Satisfied with content	4.04 ▶
3.95 ▶	**4.05**	Up-to-date	3.94 ▶
3.96 ▶	**4.07**	Quality materials	3.98 ▶
3.99 ▶	**4.04**	Program level	3.98 ▶
◀ 3.85	**3.80**	Work methods	3.66 ▶
3.65 ▶	**3.97**	Can broaden/deepen	3.81 ▶
	3.79	Program coordination	3.70 ▶
3.70 ▶	**3.95**	Challenging	3.88 ▶
◀ 3.98	**3.90**	Shape your own program	3.41 ▶

Connection to practice

3.27	**3.27**	Satisfied with practice	3.26
◀ 3.11	**3.04**	Skills for practice	◀ 3.07
◀ 3.06	**2.80**	Link to professionals	2.81

Teachers

3.89 ▶	**4.04**	Satisfied with teachers	3.93 ▶
3.85 ▶	**3.90**	Involvement	3.67 ▶
3.76 ▶	**3.92**	Didactic skills	3.83 ▶
4.16 ▶	**4.34**	Content expertise	4.31 ▶
3.86	**3.84**	Practice knowledge	◀ 3.92
3.82	**3.81**	Supportive	3.61 ▶
◀ 3.68	**3.60**	Inspiring	3.52 ▶
	3.99	Understandable	3.92 ▶
	4.06	Encourage questions	3.97 ▶

Counseling

2018	2021		Netherlands
3.58 ▶	**3.74**	Satisfied with counseling	3.66 ▶
3.82 ▶	**3.94**	Opportunity	3.83 ▶
3.73 ▶	**3.78**	Quality	3.70 ▶

Assessment

3.74	**3.76**	Satisfied with assessment	3.58 ▶
3.85	**3.86**	Exam matches content	3.75 ▶
3.76 ▶	**3.83**	Clear criteria	3.71 ▶
3.81 ▷	**3.83**	Quality knowledge exam	3.71 ▶
3.69	**3.68**	Quality practice exam	3.61 ▶
	3.86	Exam form follows content	3.74 ▶
◀ 3.67	**3.59**	Feedback on exams	3.46 ▶

Engagement & contact

3.89 ▶	**4.17**	Teachers reachable	3.98 ▶
	3.73	Feedback	3.56 ▶
	4.29	Feel safe	4.20 ▶
	4.06	Feel at home	3.90 ▶
	4.04	Feel inspired	3.94 ▶
	4.00	Regularly engaged	3.95 ▶
	3.70	Involved outside lessons	3.63 ▶
	3.91	Feedback appreciated	3.72 ▶
3.34 ▶	**4.23**	Course evaluations	4.00 ▶

General

3.80 ▶	**3.86**	Information	3.69 ▶
◀ 3.92	**3.74**	Facilities	3.63 ▶
	3.28	Study pressure	3.38

"study pressure" is coded as: 1=too low, 3=good, 5=too high

data analysis:
Jeroen Fokker - Departement Computer Science - Utrecht University
Hossein Al Mahmoudi - UBD Teaching Policy - Utrecht University

Master program all-Ma

Alle Master-opleidingen

Nationale Studenten Enquete 2021

Universiteit Utrecht

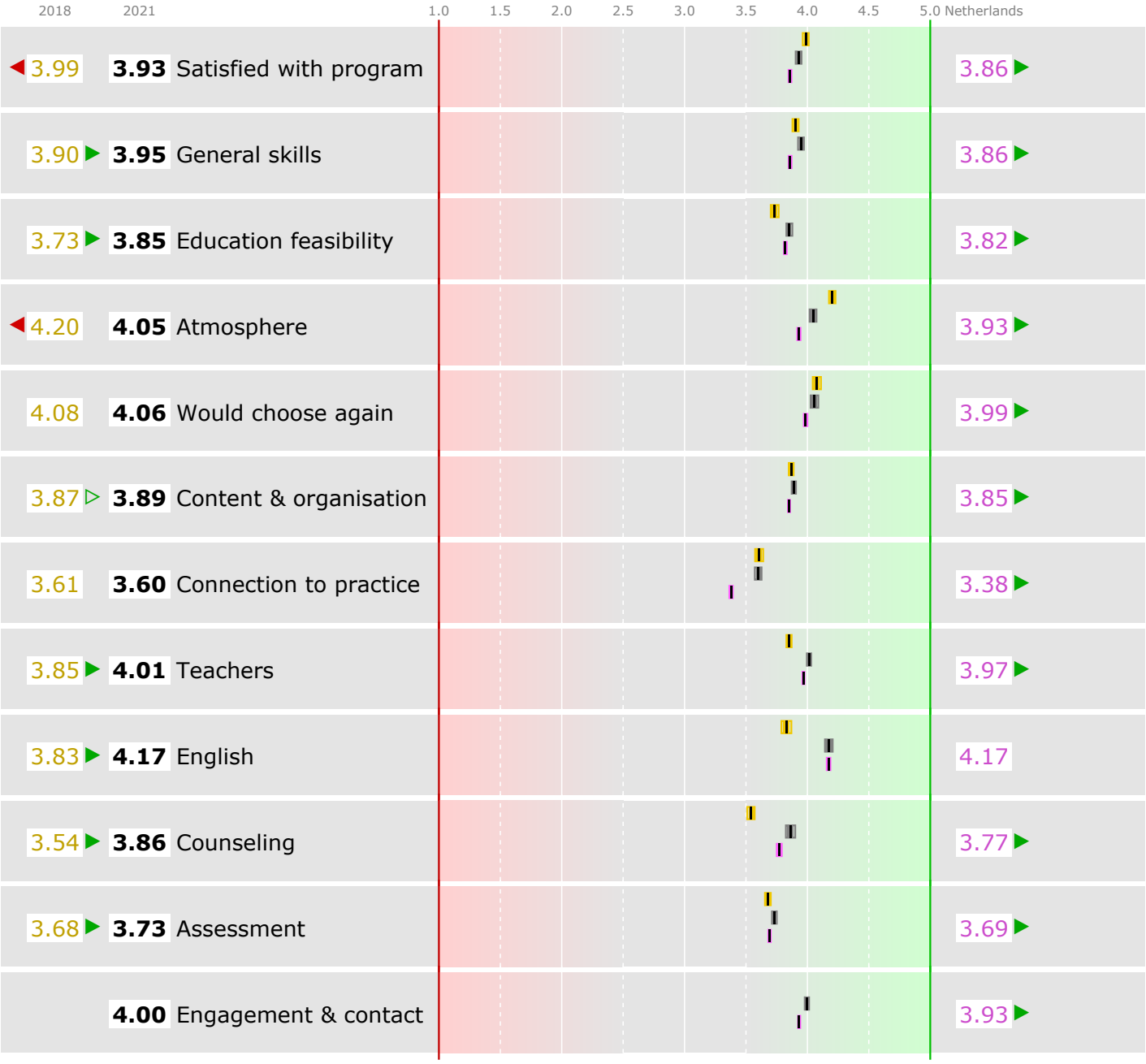

Response: 4202 out of 12080 = 34.8%

Compared to previous years

- program in 2018 (n=3990)
- program in 2021 (n=4202)
- 95% confidence interval
- 80% confidence interval

Compared to other universities

- Netherlands

Leiden: Alle Master-opleidingen (n=4728)
Groningen: Alle Master-opleidingen (n=3979)
UvA: Alle Master-opleidingen (n=4729)
VU: Alle Master-opleidingen (n=3225)
Nijmegen: Alle Master-opleidingen (n=3260)

The UU program in 2021 is...

- ▶ probably better
- ▷ possibly better
- ◁ possibly worse
- ◀ probably worse

...than the comparison group

Masterprogram all-Ma

Alle Master-opleidingen

Content & organisation

2018	2021		Netherlands
3.94 ▶	**4.05**	Satisfied with content	4.02 ▶
3.91 ▶	**4.02**	Up-to-date	4.00 ▷
3.89 ▶	**4.03**	Quality materials	4.00 ▶
4.01 ▶	**4.07**	Program level	4.03 ▶
3.81 ▷	**3.83**	Work methods	3.75 ▶
3.65 ▶	**3.88**	Can broaden/deepen	3.85 ▷
	3.66	Program coordination	3.62 ▶
3.79 ▶	**3.95**	Challenging	3.94
◀ 3.76	**3.67**	Shape your own program	3.60 ▶

Connection to practice

3.60	**3.58**	Satisfied with practice	3.42 ▶
3.59	**3.61**	Skills for practice	3.43 ▶
3.60	**3.59**	Link to professionals	3.33 ▶

Teachers

3.92 ▶	**4.09**	Satisfied with teachers	4.03 ▶
3.90 ▶	**3.99**	Involvement	3.86 ▶
3.71 ▶	**3.91**	Didactic skills	3.88 ▶
4.25 ▶	**4.44**	Content expertise	4.41 ▶
3.95 ▶	**4.02**	Practice knowledge	4.00
3.80 ▶	**3.84**	Supportive	3.75 ▶
3.76 ▶	**3.80**	Inspiring	3.75 ▶
	4.00	Understandable	4.00
	4.12	Encourage questions	4.10 ▷

Counseling

2018	2021		Netherlands
3.56 ▶	**3.78**	Satisfied with counseling	3.69 ▶
3.71 ▶	**3.90**	Opportunity	3.80 ▶
3.67 ▶	**3.82**	Quality	3.74 ▶

Assessment

3.60 ▶	**3.68**	Satisfied with assessment	3.63 ▶
3.72 ▶	**3.81**	Exam matches content	3.77 ▶
3.63 ▶	**3.71**	Clear criteria	3.68 ▷
3.69 ▶	**3.77**	Quality knowledge exam	3.75 ▷
3.67 ▷	**3.70**	Quality practice exam	3.66 ▶
	3.81	Exam form follows content	3.78 ▷
3.60	**3.60**	Feedback on exams	3.51 ▶

Engagement & contact

3.85 ▶	**4.12**	Teachers reachable	4.01 ▶
	3.77	Feedback	3.68 ▶
	4.19	Feel safe	4.19
	3.89	Feel at home	3.87
	4.05	Feel inspired	4.00 ▶
	4.10	Regularly engaged	4.07 ▷
	3.78	Involved outside lessons	3.77
	3.91	Feedback appreciated	3.80 ▶
3.36 ▶	**4.16**	Course evaluations	4.01 ▶

General

3.61 ▶	**3.74**	Information	3.65 ▶
◀ 3.82	**3.61**	Facilities	3.52 ▶
	3.43	Study pressure	3.41

"study pressure" is coded as: 1=too low, 3=good, 5=too high

data analysis:
Jeroen Fokker - Departement Computer Science - Utrecht University
Hossein Al Mahmoudi - UBD Teaching Policy - Utrecht University

program all

Alle opleidingen

Nationale Studenten Enquete 2021

Universiteit Utrecht

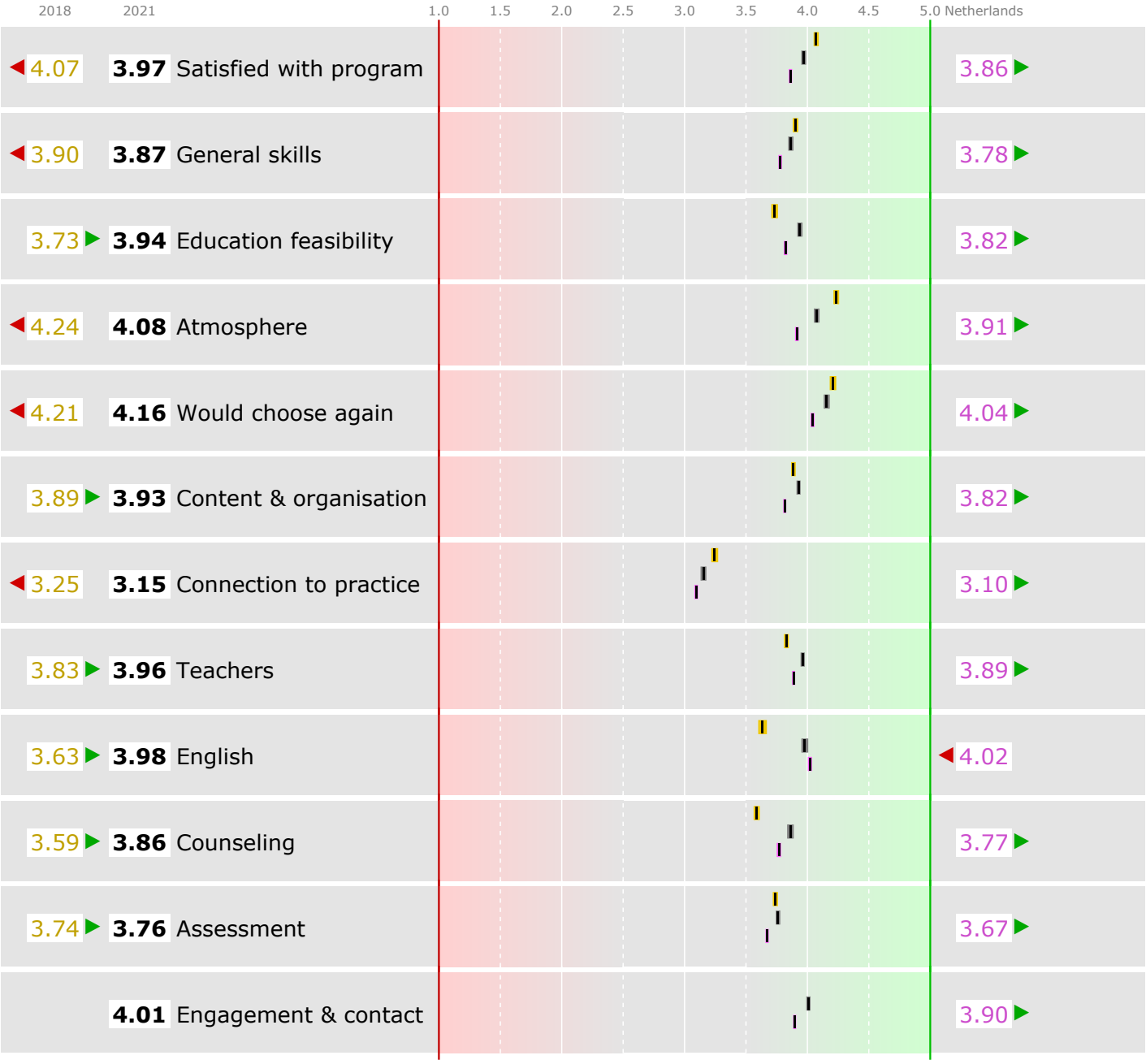

Response: 12547 out of 35733 = 35.1%

Compared to previous years

program in 2018 (n=10560)

program in 2021 (n=12547)

95% confidence interval

80% confidence interval

Compared to other universities

Netherlands

Leiden: Alle opleidingen (n=14459)
Groningen: Alle opleidingen (n=12858)
UvA: Alle opleidingen (n=13389)
VU: Alle opleidingen (n=8300)
Nijmegen: Alle opleidingen (n=9824)

The UU program in 2021 is...

- ▶ probably better
- ▷ possibly better
- ◁ possibly worse
- ◀ probably worse

...than the comparison group

program all

Alle opleidingen

Content & organisation

2018	2021		Netherlands
4.00	**4.09**	Satisfied with content	4.03
3.93	**4.04**	Up-to-date	3.96
3.93	**4.06**	Quality materials	3.99
4.00	**4.05**	Program level	4.00
3.83	**3.81**	Work methods	3.69
3.65	**3.94**	Can broaden/deepen	3.82
	3.75	Program coordination	3.67
3.74	**3.95**	Challenging	3.90
3.89	**3.82**	Shape your own program	3.47

Connection to practice

3.40	**3.37**	Satisfied with practice	3.31
3.30	**3.24**	Skills for practice	3.20
3.27	**3.07**	Link to professionals	2.99

Teachers

3.90	**4.06**	Satisfied with teachers	3.96
3.87	**3.93**	Involvement	3.74
3.74	**3.92**	Didactic skills	3.85
4.20	**4.38**	Content expertise	4.35
3.90	**3.90**	Practice knowledge	3.94
3.81	**3.82**	Supportive	3.66
3.71	**3.67**	Inspiring	3.60
	3.99	Understandable	3.95
	4.08	Encourage questions	4.01

Counseling

2018	2021		Netherlands
3.57	**3.75**	Satisfied with counseling	3.67
3.78	**3.93**	Opportunity	3.82
3.70	**3.79**	Quality	3.71

Assessment

3.69	**3.73**	Satisfied with assessment	3.59
3.80	**3.84**	Exam matches content	3.76
3.71	**3.78**	Clear criteria	3.70
3.76	**3.81**	Quality knowledge exam	3.72
3.68	**3.69**	Quality practice exam	3.63
	3.84	Exam form follows content	3.76
3.64	**3.60**	Feedback on exams	3.48

Engagement & contact

3.88	**4.15**	Teachers reachable	3.99
	3.74	Feedback	3.60
	4.26	Feel safe	4.19
	4.00	Feel at home	3.89
	4.04	Feel inspired	3.96
	4.03	Regularly engaged	3.99
	3.73	Involved outside lessons	3.68
	3.91	Feedback appreciated	3.75
3.35	**4.21**	Course evaluations	4.00

General

3.73	**3.82**	Information	3.68
3.88	**3.70**	Facilities	3.59
	3.33	Study pressure	3.39

"study pressure" is coded as: 1=too low, 3=good, 5=too high

data analysis:
Jeroen Fokker - Departement Computer Science - Utrecht University
Hossein Al Mahmoudi - UBD Teaching Policy - Utrecht University